



**EARNINGS RELEASE PREVIEW** : This supplementary Excel workbook provides our **detailed stock-by-stock analysis for 748 companies that are expected to report earnings during the Week of October 31 - November 4, 2022.**

The Excel workbook includes several tabs:

- 1) Stocks grouped by sector and ranked from most to least attractive
- 2) Stocks grouped by industry within sectors and ranked from most to least attractive
- 3) Separate Cross-Sector Analysis where all stocks are ranked from most to least attractive independent of sector grouping
- 4) On-the-Radar – The top 20 most attractive names independent of sector grouping
- 5) Alphabetical company listing of the **748** stocks

Other workbook tabs include background information on components of Polaris along with **historical performance of the multi-factor model (see the BACKTEST tab).**

Polaris is differentiated from other research offerings by virtue of its **proprietary content, customized delivery and performance accountability.** Please contact Qubit Research, LLC directly to discuss any details of our work or to learn how we can further customize our analysis for your interest.

**Brian T. Hannon, CFA | Qubit Research, LLC**  
Founder, Director of Quantitative Equity Research  
Timber Mill, Suite 6  
Landenberg, PA 19350  
Direct: 610-504-5643

[bthannon@qubitinvest.com](mailto:bthannon@qubitinvest.com)

[www.qubitinvest.com](http://www.qubitinvest.com)

Date: 10-26-2022

Stocks are grouped by SECTOR and sorted from most to least attractive based on integrated Polaris Score = iPScore (see "Report Headings" tab).

SECTOR CODES: 1-Energy, 2-Materials, 3-Industrials, 4-Consumer Discretionary, 5-Consumer Staples, 6-Healthcare

SECTOR CODES: 7-Financials, 8-Information Technology, 9-Communication Services, 10-Utilities, 11-Real Estate

COMPANY	SECTOR	TICKER	PRICE	YIELD	iPScore	Behavioral Preference Factor	ABSOLUTE-SCALE METRICS			RELATIVE-SCALE METRICS					MKT CAP \$millions	DAYS2TR	EPS REPORT DATE	INDUSTRY GROUP	
							ABS DCOORD	TECH OUTLK	FUNDA OUTLK	REL DCOORD	iPScore	VTCAVG	VSCORE	TSCORE					CSCORE
<b>Energy</b>																			
Mplx Lp	1	MPLX	33.12	8.51	1.12	1.00	1	1.61	1.52	3	1.32	0.12	-0.53	1.84	0.33	33,528	0.41	20221101	OIL & GAS-PROD/PIPELINE
Bp Plc	1	BP	32.08	4.43	1.12	1.00	1	-0.23	1.56	3	1.32	0.10	-0.11	0.00	0.33	100,735	0.07	20221101	OIL & GAS-INTL INTEGRATED
W&T Offshore	1	WTI	7.86	0.00	1.12	1.00	1	-0.23	1.52	3	1.32	-0.03	-0.39	0.00	0.33	1,125	0.96	20221101	OIL & GAS-U S EXPLO & PROD
Dht Holdings	1	DHT	8.89	1.80	1.12	1.00	1	-0.23	1.60	3	1.32	-0.09	-0.52	0.00	0.33	1,518	0.99	20221101	TRANSPORTATION-SHIP
Northrn Oil&Gas	1	NOG	34.02	2.94	1.10	1.07	1	-0.23	2.04	3	0.99	-0.33	-1.32	0.00	0.59	2,685	0.37	20221104	OIL & GAS-U S EXPLO & PROD
Par Pac Hldgs	1	PARR	23.05	0.00	1.08	1.13	1	-0.23	1.63	3	0.59	-0.63	-1.94	0.00	0.52	1,387	1.04	20221101	OIL REFINING & MARKETING
Earthstone Egy	1	ESTE	15.40	0.00	1.05	-1.09	1	-0.23	1.63	1	-0.07	0.53	1.12	0.00	0.07	2,195	0.84	20221102	OIL & GAS-U S EXPLO & PROD
Consol Energy	1	CEIX	63.11	0.00	0.78	-0.33	2	-0.54	1.60	4	-1.07	-0.38	-1.10	-0.31	0.33	2,201	0.67	20221101	COAL
Tellurian Inc	1	TELL	2.61	0.00	0.69	0.85	3	1.77	1.19	3	1.32	0.03	-0.43	2.00	0.00	1,484	0.81	20221102	OIL REFINING & MARKETING
Dcp Midstream	1	DCP	39.00	4.41	0.69	0.85	3	-0.23	1.11	3	1.32	-0.07	-0.15	0.00	0.00	8,127	0.95	20221101	OIL & GAS-PROD/PIPELINE
Williams Cos	1	WMB	31.85	5.34	0.69	0.85	3	-1.46	1.19	3	1.32	-0.10	-0.52	-1.23	0.26	38,810	0.11	20221031	OIL & GAS-PROD/PIPELINE
Cheniere Energy	1	CQP	56.99	5.44	0.67	0.91	3	1.15	1.15	3	0.99	-0.15	-0.68	1.38	0.00	27,585	1.65	20221103	OIL & GAS-PROD/PIPELINE
Enlink Mids Llc	1	ENLC	11.40	3.95	0.67	0.91	3	-0.23	1.19	3	0.99	-0.18	-0.40	0.00	0.00	5,518	0.86	20221101	OIL REFINING & MARKETING
Phillips 66	1	PSX	100.22	3.87	0.67	0.91	3	-0.23	1.19	3	0.99	-0.23	-0.52	0.00	0.00	48,211	0.07	20221101	OIL REFINING & MARKETING
Cheniere Energy	1	LNG	169.28	0.78	0.67	0.91	3	-0.23	1.19	3	0.99	-0.45	-1.01	0.00	0.00	42,283	0.05	20221103	OIL & GAS-U S EXPLO & PROD
Plains Gp Hldgs	1	PAGP	12.31	7.07	0.67	-0.51	3	-0.23	1.15	1	0.92	1.59	3.57	0.00	0.00	2,392	0.86	20221101	OIL & GAS-PROD/PIPELINE
Marathon Petrol	1	MPC	111.44	2.08	0.66	2.40	3	-0.23	0.74	7	0.66	-0.43	-0.59	0.00	-0.39	55,567	0.07	20221101	OIL REFINING & MARKETING
Teekay Tankers	1	TNK	32.59	0.00	0.66	2.40	3	-0.23	0.74	7	0.66	-0.51	-1.08	0.00	-0.07	1,100	1.30	20221103	TRANSPORTATION-SHIP
Plains All Amer	1	PAA	11.86	7.34	0.65	-0.87	3	-0.23	1.15	1	0.46	0.87	1.96	0.00	0.00	8,362	0.39	20221102	OIL/GAS PROD PIPELINE MLP
Brookfld Renw-A	1	BEPC	30.86	4.15	0.62	-1.24	3	1.77	1.19	1	-0.07	0.69	1.25	2.00	0.26	5,315	0.91	20221104	OTHER ALT ENERGY
Civitas Resrcs	1	CIVI	67.67	2.73	0.62	-1.24	3	-0.23	1.11	1	-0.07	0.46	1.04	0.00	0.00	5,754	0.49	20221031	OIL & GAS-U S EXPLO & PROD
Brigham Mnrls	1	MNRL	30.62	2.09	0.62	-1.24	3	1.61	1.19	1	-0.07	0.42	0.49	1.84	0.00	1,853	2.22	20221103	MINING-MISC
Coterra Energy	1	CTRA	30.15	1.99	0.62	-1.24	3	-0.23	1.11	1	-0.07	0.39	0.89	0.00	0.00	23,987	0.13	20221103	OIL & GAS-U S EXPLO & PROD
Alliance Res	1	ARLP	23.56	6.79	0.19	-1.39	5	1.31	1.19	1	-0.07	0.39	0.48	1.54	0.00	N/A	2.58	20221031	COAL
Comstock Resour	1	CRK	17.62	0.00	0.16	-0.62	5	1.31	1.19	4	-0.61	-0.11	-0.17	1.54	0.00	4,108	0.39	20221101	OIL & GAS-U S EXPLO & PROD
Chesapeake Egy	1	CHK	98.89	2.22	0.12	0.86	5	-0.54	0.67	8	-1.47	-0.71	-0.74	-0.31	-0.78	11,951	0.13	20221101	OIL & GAS-U S EXPLO & PROD
Murphy Oil	1	MUR	48.05	2.08	-0.01	2.10	6	-0.23	-0.49	7	0.19	-0.76	-0.33	0.00	-1.37	7,470	0.34	20221103	OIL & GAS-U S EXPLO & PROD
Apa Corp	1	APA	45.20	2.21	-0.01	2.10	6	-0.23	-0.52	7	0.19	-0.76	-0.33	0.00	-1.37	14,759	0.06	20221102	OIL & GAS-U S EXPLO & PROD
Conocophillips	1	COP	123.94	1.48	-0.01	2.10	6	-0.23	-0.49	7	0.19	-0.83	-0.49	0.00	-1.37	160,310	0.03	20221103	OIL & GAS-U S INTEGRATED
Western Midstrm	1	WES	28.14	7.11	-0.01	2.10	6	-0.23	-0.41	7	0.19	-0.84	-0.07	0.00	-1.82	10,875	0.90	20221102	OIL REFINING & MARKETING MLP
Sm Energy Co	1	SM	43.84	1.37	-0.01	2.10	6	-0.23	-0.52	7	0.19	-0.85	-0.10	0.00	-1.82	5,375	0.31	20221103	OIL & GAS-U S EXPLO & PROD
Ca Resources Cp	1	CRC	43.86	1.55	-0.01	2.10	6	1.61	-0.52	7	0.19	-0.87	-0.60	1.84	-1.82	3,306	0.82	20221102	OIL & GAS-U S EXPLO & PROD
Laredo Petrolm	1	LPI	63.13	0.00	-0.03	-0.18	6	1.77	-0.56	5	-0.07	0.63	2.74	2.00	-1.82	1,092	0.48	20221103	OIL & GAS-U S EXPLO & PROD
Texas Pac Land	1	TPL	2066.92	0.58	-0.03	-0.18	6	-0.23	-0.04	5	-0.07	0.31	1.54	0.00	-0.85	15,938	0.38	20221102	OTHER ALT ENERGY
Targa Resources	1	TRGP	66.72	2.10	-0.04	1.87	6	-1.46	-0.34	7	-0.34	-1.39	-1.34	-1.23	-1.82	15,116	0.08	20221103	OIL REFINING & MARKETING MLP
Oneok Inc	1	OKE	57.59	6.49	-0.05	-0.19	6	1.77	-0.41	5	-0.61	0.03	0.93	2.00	-1.37	25,735	0.17	20221101	OIL/GAS PROD PIPELINE MLP
Crestwood Eqty	1	CEQP	30.53	8.58	-0.05	-0.19	6	1.61	-0.08	5	-0.61	-0.12	0.12	1.84	-0.85	3,336	1.98	20221102	OIL/GAS PROD PIPELINE MLP

Date: 10-26-2022

Stocks are grouped by SECTOR and sorted from most to least attractive based on integrated Polaris Score = iPScore (see "Report Headings" tab).

SECTOR CODES: 1-Energy, 2-Materials, 3-Industrials, 4-Consumer Discretionary, 5-Consumer Staples, 6-Healthcare

SECTOR CODES: 7-Financials, 8-Information Technology, 9-Communication Services, 10-Utilities, 11-Real Estate

COMPANY	SECTOR	TICKER	PRICE	YIELD	iPScore	Behavioral Preference Factor	ABSOLUTE-SCALE METRICS			RELATIVE-SCALE METRICS					MKT CAP \$millions	DAYS2TR	EPS REPORT DATE	INDUSTRY GROUP	
							ABS DCOORD	TECH OUTLK	FUNDA OUTLK	REL DCOORD	iPScore	VTCAVG	VSCORE	TSCORE					CSCORE
Talos Egy Inc	1	TALO	21.18	0.00	-0.08	-0.13	6	1.61	-0.37	5	-1.07	-0.16	0.54	1.84	-1.37	1,748	1.10	20221102	OIL & GAS-U S EXPLO & PROD
Energy Tran Lp	1	ET	12.04	7.64	-0.08	-0.13	6	1.61	-0.34	5	-1.07	-0.27	0.30	1.84	-1.37	37,167	0.12	20221101	OIL/GAS PROD PIPELINE MLP
Pembina Pipeln	1	PBA	32.13	5.87	-0.08	-0.13	6	1.77	-0.41	5	-1.07	-0.33	0.11	2.00	-1.37	17,831	1.00	20221103	OIL & GAS-PROD/PIPELINE
Contl Resources	1	CLR	73.93	1.51	-0.10	-0.07	6	-0.23	-0.49	5	-1.47	-0.61	0.00	0.00	-1.37	26,837	0.08	20221102	OIL & GAS-U S EXPLO & PROD
Enviva Partners	1	EVA	57.76	6.27	-0.11	0.64	6	-0.38	-0.56	8	-1.80	-1.17	-0.76	-0.15	-1.82	3,851	0.39	20221103	BLDG PROD-WOOD
Expro Grp Hldgs	1	XPRO	18.07	0.00	-0.17	0.55	7	-0.23	1.52	2	1.39	0.48	0.99	0.00	0.33	1,964	2.17	20221103	OIL & GAS-PROD/PIPELINE
Vaalco Energy	1	EGY	5.14	2.53	-0.17	0.55	7	-1.46	1.52	2	1.39	0.36	0.79	-1.23	0.33	304	1.54	20221102	INTERNATIONAL E&P
Marathon Oil Cp	1	MRO	29.65	1.08	-0.87	1.79	10	-0.23	-0.93	7	0.19	-0.94	-0.23	0.00	-1.89	20,983	0.06	20221102	OIL & GAS-U S INTEGRATED
Cenovus Energy	1	CVE	19.51	1.64	-0.90	1.57	10	-0.23	-1.38	7	-0.34	-1.09	-0.57	0.00	-2.35	37,525	0.15	20221102	OIL & GAS-CDN INTEGRATED
Eog Res Inc	1	EOG	132.00	2.27	-0.90	1.57	10	-0.23	-1.34	7	-0.34	-1.19	-0.32	0.00	-2.35	77,358	0.05	20221103	OIL & GAS-U S EXPLO & PROD
Ranger Oil Cp	1	ROCC	40.97	0.00	-0.92	1.07	10	-0.69	-0.97	6	-0.74	-0.79	0.62	-0.46	-2.28	1,791	1.40	20221102	OIL & GAS-U S EXPLO & PROD
Cvr Energy Inc	1	CVI	40.22	3.98	-0.93	1.28	10	1.61	-1.34	7	-0.87	-1.43	-1.02	1.84	-2.67	4,043	0.84	20221031	OIL REFINING & MARKETING
Devon Energy	1	DVN	75.51	8.21	-0.93	1.28	10	-0.23	-1.38	7	-0.87	-1.49	-1.00	0.00	-2.35	49,444	0.03	20221101	OIL & GAS-U S EXPLO & PROD
Denbury Inc	1	DEN	94.55	0.00	-0.96	-0.37	10	-0.23	-0.93	5	-1.47	-0.61	0.52	0.00	-1.89	4,701	0.22	20221103	OIL & GAS-U S EXPLO & PROD
Transocean Ltd	1	RIG	3.56	0.00	-1.08	-1.48	11	0.23	1.19	1	0.46	0.83	1.78	0.46	0.00	2,512	0.26	20221102	OIL & GAS-DRILLNG
Green Plains	1	GPPE	26.84	0.00	-1.31	1.64	12	0.54	-0.56	7	0.19	-0.89	-0.83	0.77	-1.37	1,559	0.90	20221103	CHEMICALS-SPECIALTY
Enterprise Prod	1	EPD	25.10	7.57	-1.35	0.91	12	-0.84	-0.37	6	-0.74	-0.62	0.58	-0.61	-1.82	54,699	0.20	20221101	OIL/GAS PROD PIPELINE MLP
Equitrans Midst	1	ETRN	7.92	7.58	-1.41	0.18	12	-0.54	-0.37	8	-1.80	-1.02	-0.77	-0.31	-1.37	3,428	0.64	20221101	OIL & GAS-U S INTEGRATED
Callon Pete-Del	1	CPE	44.71	0.00	-2.19	0.83	16	-1.46	-0.93	6	-0.21	-0.53	1.39	-1.23	-2.28	2,758	0.40	20221102	OIL & GAS-U S EXPLO & PROD
Sunoco Lp	1	SUN	42.10	7.84	-2.19	1.12	16	0.69	-0.86	7	-0.34	-1.24	-1.14	0.92	-1.89	4,217	3.00	20221101	OIL REFINING & MARKETING MLP
Magnolia Oil&Gs	1	MGY	25.20	0.79	-2.19	1.12	16	0.69	-1.34	7	-0.34	-1.36	-0.62	0.92	-2.67	5,483	0.64	20221101	OIL & GAS-U S EXPLO & PROD
Pdc Energy Inc	1	PDCE	70.10	2.00	-2.21	0.61	16	-1.15	-0.93	6	-0.74	-0.72	0.51	-0.92	-1.89	6,751	0.42	20221102	OIL & GAS-U S EXPLO & PROD
Propetro Holdng	1	PUMP	11.12	0.00	-2.27	-0.12	16	-1.15	-0.97	8	-1.80	-1.17	-0.44	-0.92	-1.89	1,160	1.70	20221101	OIL & GAS-FIELD SERVICES
<b>Materials</b>																			
Piedmint Lithm	2	PLL	63.65	0.00	2.08	0.89	1	-0.21	1.63	2	1.34	0.83	0.11	-0.14	2.51	1,143	0.91	20221104	MINING-MISC
Cf Indus Hldgs	2	CF	107.70	1.49	2.08	0.89	1	-0.21	1.60	2	1.34	0.77	0.07	-0.14	2.38	21,460	0.09	20221102	FERTILIZERS
Sonoco Products	2	SON	62.99	3.11	2.08	0.89	1	-0.21	1.56	2	1.34	0.70	0.04	-0.14	2.19	6,142	0.75	20221031	CONTAINERS-PAPER/PLASTIC
Summit Materls	2	SUM	26.05	0.00	2.02	-0.27	1	-0.07	1.60	3	-0.02	0.71	-0.05	0.00	2.19	3,082	1.10	20221102	BLDG-CEMENT/CONCRT/AG
Materion Corp	2	MTRN	82.93	0.60	1.84	0.95	2	-0.21	1.56	2	1.16	0.59	0.01	-0.14	2.19	1,701	2.34	20221102	MINING-MISC
O-I Glass Inc	2	OI	16.89	0.00	1.62	0.75	3	-0.21	1.11	2	1.34	0.67	0.03	-0.14	2.13	2,630	1.10	20221101	GLASS PRODUCTS
Allegheny Tech	2	ATI	30.08	0.00	1.62	0.88	3	-0.21	1.19	2	1.16	0.59	0.03	-0.14	1.87	3,907	0.95	20221102	STEEL-SPECIALTY ALLOYS
Corteva Inc	2	CTVA	64.96	0.92	1.61	1.01	3	-0.21	0.67	4	0.97	0.39	-0.18	-0.14	1.48	47,012	0.13	20221103	AGRICULTURAL OPERATIONS
Albemarle Corp	2	ALB	281.43	0.56	1.60	0.13	3	1.50	1.19	1	0.79	1.23	0.03	1.57	2.13	32,964	0.06	20221102	CHEMICALS-DIVERSIFIED
Livent Corp	2	LTHM	31.30	0.00	1.60	0.13	3	1.50	1.19	1	0.79	1.16	0.08	1.57	1.87	5,611	0.27	20221101	CHEMICALS-SPECIALTY
Sandstorm Gold	2	SAND	4.97	1.16	1.60	0.13	3	1.36	1.19	1	0.79	1.09	0.03	1.43	1.87	1,482	1.39	20221102	MINING-GOLD
Quaker Chemical	2	KWR	153.99	1.13	0.91	-0.29	6	-0.07	-0.08	1	0.34	0.39	0.14	0.00	1.03	2,758	2.25	20221103	CHEMICALS-SPECIALTY
Vulcan Matls Co	2	VMC	162.28	0.99	0.91	-0.29	6	-0.07	-0.04	1	0.34	0.39	0.13	0.00	1.03	21,567	0.21	20221102	BLDG-CEMENT/CONCRT/AG
Nutrien Ltd	2	NTR	83.21	2.41	0.91	-0.29	6	-0.07	-0.30	1	0.34	0.21	0.12	0.00	0.52	44,356	0.15	20221102	FERTILIZERS

Date: 10-26-2022

Stocks are grouped by SECTOR and sorted from most to least attractive based on integrated Polaris Score = iPScore (see "Report Headings" tab).

SECTOR CODES: 1-Energy, 2-Materials, 3-Industrials, 4-Consumer Discretionary, 5-Consumer Staples, 6-Healthcare

SECTOR CODES: 7-Financials, 8-Information Technology, 9-Communication Services, 10-Utilities, 11-Real Estate

COMPANY	SECTOR	TICKER	PRICE	YIELD	iPScore	Behavioral Preference Factor	ABSOLUTE-SCALE METRICS			RELATIVE-SCALE METRICS					MKT CAP \$millions	DAYS2TR	EPS REPORT DATE	INDUSTRY GROUP	
							ABS DCOORD	TECH OUTLK	FUNDA OUTLK	REL DCOORD	iPScore	VTCAVG	VSCORE	TSCORE					CSCORE
Avient Corp	2	AVNT	33.99	2.79	0.91	-0.29	6	-0.07	-0.52	1	0.34	0.18	0.02	0.00	0.52	3,091	0.99	20221102	CHEMICALS-DIVERSIFIED
B2Gold Corp	2	BTG	3.15	5.08	0.87	-0.91	6	-1.36	-0.52	3	-0.66	0.15	-0.07	-1.29	0.52	3,382	0.79	20221101	MINING-GOLD
Tenaris Sa-Adr	2	TS	29.91	3.74	0.70	-0.15	7	0.64	2.08	1	0.79	1.11	0.05	0.72	2.58	17,655	0.34	20221102	STEEL-PIPE & TUBES
Ingevity Corp	2	NGVT	65.14	0.00	0.48	-0.22	8	0.93	1.11	1	0.79	0.98	0.09	1.00	1.87	2,524	2.54	20221102	CHEMICALS-SPECIALTY
Celanese Corp	2	CE	96.02	2.83	0.02	1.99	10	-0.36	-0.93	6	0.61	-0.18	0.13	-0.29	-0.39	10,404	0.26	20221103	CHEMICALS-SPECIALTY
Trinseo Plc	2	TSE	18.00	7.11	0.02	1.99	10	1.36	-1.45	6	0.61	-0.36	0.22	1.43	-1.03	630	2.60	20221102	RUBBER & PLASTIC PRODUCTS
Scotts Mircl-Gr	2	SMG	47.26	5.59	0.01	-0.57	10	1.36	-0.97	1	0.34	0.49	0.07	1.43	0.00	2,618	0.48	20221102	FERTILIZERS
Ecolab Inc	2	ECL	152.99	1.33	0.01	-0.57	10	1.64	-0.82	1	0.34	0.18	0.08	1.72	0.45	43,601	0.12	20221101	CHEMICALS-SPECIALTY
Martin Mrt-Matl	2	MLM	332.79	0.79	0.01	-0.57	10	-0.07	-0.82	1	0.34	0.03	0.10	0.00	0.00	20,755	0.19	20221102	BLDG-CEMENT/CONCRT/AG
Sealed Air Corp	2	SEE	47.62	1.68	-0.03	-0.39	10	1.64	-1.34	5	-0.66	0.43	0.06	1.72	-0.45	6,916	0.49	20221101	CONTAINERS-PAPER/PLASTIC
Air Prods & Che	2	APD	251.56	2.58	-0.03	-0.39	10	1.50	-1.23	5	-0.66	0.39	0.10	1.57	-0.45	55,796	0.10	20221103	CHEMICALS-DIVERSIFIED
Amcor Plc	2	AMCR	11.47	4.18	-0.03	-1.19	10	-0.07	-0.82	3	-0.66	-0.01	-0.02	0.00	0.00	17,079	0.29	20221101	CONTAINERS-PAPER/PLASTIC
Arconic Corp	2	ARNC	21.34	0.00	-0.08	-0.94	10	1.64	-1.34	7	-1.93	0.38	-0.07	1.72	-0.45	2,191	1.66	20221101	METAL PROD-DISTRIBUTOR
Resolute Forest	2	RFP	20.50	0.00	-0.08	-0.94	10	1.07	-1.34	7	-1.93	0.19	-0.08	1.14	-0.45	1,577	2.10	20221103	PAPER & PAPER PRODUCTS
Cia Siderur-Adr	2	SID	2.49	10.90	-0.10	-0.88	10	-0.07	-1.01	7	-2.56	-0.18	-0.16	0.00	-0.39	3,455	2.49	20221102	STEEL-PRODUCERS
Balchem Cp Cl-B	2	BCPC	134.89	0.47	-0.18	0.31	11	-1.07	1.15	2	1.16	0.41	0.09	-1.00	2.13	4,333	2.42	20221104	CHEMICALS-SPECIALTY
Intrepid Potash	2	IPI	45.32	0.00	-0.19	0.44	11	-1.36	1.11	4	0.97	0.08	-0.07	-1.29	1.55	617	2.44	20221102	FERTILIZERS
Cvr Partners Lp	2	UAN	123.81	32.47	-0.71	-0.60	13	0.79	-1.34	5	-0.66	0.16	0.11	0.86	-0.45	1,309	2.86	20221031	FERTILIZERS
Fmc Corp	2	FMC	118.65	1.79	-0.87	0.22	14	-1.07	-0.37	2	0.88	-0.13	0.08	-1.00	0.52	14,945	0.22	20221101	CHEMICALS-DIVERSIFIED
First Majestic	2	AG	8.38	0.29	-0.87	0.22	14	-1.64	-0.56	2	0.88	-0.35	0.14	-1.57	0.06	2,203	0.35	20221103	MINING-SILVER
Valvoline Inc	2	VVV	29.23	1.71	-0.88	0.35	14	-1.64	-0.08	4	0.61	-0.19	-0.06	-1.57	1.03	5,174	0.54	20221102	CHEMICALS-SPECIALTY
Louisiana Pac	2	LPX	57.73	1.52	-0.89	-0.86	14	0.07	-0.04	1	0.34	0.41	0.07	0.14	1.03	4,265	0.48	20221101	BLDG PROD-WOOD
Warrior Met Coa	2	HCC	37.03	0.65	-0.93	-1.48	14	0.21	-0.49	3	-0.66	0.36	-0.13	0.29	0.52	1,913	1.11	20221102	COAL
Mp Materials	2	MP	31.63	0.00	-0.93	-0.67	14	0.07	-0.56	5	-0.66	-0.04	0.06	0.14	-0.32	5,615	0.47	20221103	MINING-MISC
Huntsman Corp	2	HUN	27.79	3.06	-1.33	0.21	16	0.07	-0.97	4	0.61	-0.54	-0.08	0.14	0.00	5,597	0.42	20221104	CHEMICALS-DIVERSIFIED
Wheaton Prc Mtl	2	WPM	33.02	1.82	-1.33	1.56	16	-1.36	-1.41	6	0.61	-0.63	0.14	-1.29	-0.77	14,915	0.27	20221103	MINING-MISC
Royal Gold Inc	2	RGLD	96.36	1.45	-1.34	-1.00	16	0.36	-0.97	1	0.34	0.17	0.08	0.43	0.00	6,325	0.58	20221102	MINING-GOLD
Lsb Inds Inc	2	LXU	16.42	0.00	-1.36	1.34	16	-1.36	-1.34	8	-0.20	-0.57	-0.01	-1.29	-0.45	1,457	2.17	20221101	DIVERSIFIED OPERATIONS
Westlake Chem	2	WLK	97.41	1.47	-1.38	-0.82	16	0.36	-1.01	5	-0.66	0.02	0.04	0.43	-0.39	12,501	0.20	20221103	CHEMICALS-PLASTICS
Newmont Corp	2	NEM	42.72	5.15	-1.38	-0.82	16	0.07	-0.97	5	-0.66	-0.07	0.05	0.14	-0.39	33,906	0.07	20221101	MINING-MISC
<b>Industrials</b>																			
Clean Harbors	3	CLH	118.60	0.00	1.72	1.47	1	-0.64	1.63	4	1.63	0.51	-0.10	-0.43	1.96	6,417	0.53	20221102	WASTE REMOVAL SVCS
Saia Inc	3	SAIA	198.18	0.00	1.69	0.06	1	1.64	1.52	3	1.00	1.05	-0.07	1.85	1.96	5,234	0.32	20221031	TRANSPORTATION-TRUCK
Cummins Inc	3	CMI	234.68	2.68	1.67	-0.07	1	-0.21	2.00	3	0.45	0.78	-0.06	0.00	2.41	33,088	0.12	20221103	ENGINES-INT COMBUSTION
Insperty Inc	3	NSP	109.11	1.91	1.67	-0.07	1	-0.50	2.00	3	0.45	0.73	-0.07	-0.29	2.26	4,149	1.12	20221031	STAFFING
Verisk Analytic	3	VRSK	173.82	0.71	1.67	-0.07	1	1.64	1.52	3	0.45	0.65	-0.96	1.85	1.96	27,283	0.18	20221101	BUSINESS INFORMATION SERVICES
Energy Recovery	3	ERII	24.44	0.00	1.67	-0.07	1	1.50	2.08	3	0.45	0.35	-1.79	1.71	2.26	1,368	1.93	20221102	POLLUTION CONTROL EQ & SVS
Air Transpt Svc	3	ATSG	27.56	0.00	1.65	-0.90	1	0.36	1.56	1	-0.01	1.17	0.21	0.57	1.96	2,050	2.30	20221103	TRANSPORT-AIR FREIGHT



Date: 10-26-2022

Stocks are grouped by SECTOR and sorted from most to least attractive based on integrated Polaris Score = iPScore (see "Report Headings" tab).

SECTOR CODES: 1-Energy, 2-Materials, 3-Industrials, 4-Consumer Discretionary, 5-Consumer Staples, 6-Healthcare

SECTOR CODES: 7-Financials, 8-Information Technology, 9-Communication Services, 10-Utilities, 11-Real Estate

COMPANY	SECTOR	TICKER	PRICE	YIELD	iPScore	Behavioral Preference Factor	ABSOLUTE-SCALE METRICS			RELATIVE-SCALE METRICS					MKT CAP \$millions	DAYS2TR	EPS REPORT DATE	INDUSTRY GROUP	
							ABS DCOORD	TECH OUTLK	FUNDA OUTLK	REL DCOORD	iPScore	VTCAVG	VSCORE	TSCORE					CSCORE
Maxar Tech Inc	3	MAXR	21.31	0.19	1.65	-0.90	1	-0.07	1.63	1	-0.01	1.16	1.07	0.14	1.96	1,581	2.34	20221103	SATELLITE COMMUNICATION
Wesco Intl Inc	3	WCC	133.41	0.00	1.62	-1.14	1	-0.21	1.60	1	-0.64	0.80	0.33	0.00	1.96	6,766	0.49	20221103	ELECTRONIC PARTS DISTRIB
Tusimple Hldgs	3	TSP	6.21	0.00	1.57	-0.10	1	1.35	2.04	3	-1.81	-2.79	-8.90	1.57	2.41	1,387	2.17	20221101	TECHNOLOGY SERVICES
Embraer Air-Adr	3	ERJ	9.93	0.00	1.25	0.46	3	-0.36	1.19	2	0.92	0.66	0.15	-0.14	1.89	1,824	1.97	20221104	AEROSPACE/DEFENSE
Huron Conslt Gp	3	HURN	73.02	0.00	1.23	-0.19	3	1.50	1.11	3	0.45	0.85	-0.15	1.71	1.58	1,518	2.67	20221101	CONSULTING
Scorpio Tankers	3	STNG	48.52	0.82	1.23	-0.19	3	-0.21	0.74	3	0.45	0.40	-0.23	0.00	1.51	2,832	0.40	20221101	TRANSPORTATION-SHIP
Icf Intl Inc	3	ICFI	117.48	0.48	1.23	-0.19	3	-0.21	1.11	3	0.45	0.27	-0.81	0.00	1.89	2,211	1.66	20221103	GOVERNMENT SERVICES
Parsons Corp	3	PSN	44.24	0.00	1.23	-0.19	3	-0.21	1.11	3	0.45	0.15	-0.86	0.00	1.58	4,582	1.83	20221102	TECHNOLOGY SERVICES
Triton Intl Ltd	3	TRTN	58.60	4.44	1.20	-1.02	3	0.07	1.15	1	-0.01	1.61	1.63	0.29	1.58	3,634	0.78	20221101	TRANSPORTATION-EQP & LSNG
Atlas Air World	3	AAWW	100.55	0.00	1.20	-1.02	3	-0.21	1.11	1	-0.01	0.98	1.03	0.00	1.58	2,848	0.55	20221103	TRANSPORT-AIR FREIGHT
Spx Corp	3	SPXC	63.12	0.00	1.18	-1.26	3	-0.21	1.11	1	-0.64	0.71	0.41	0.00	1.58	2,854	2.29	20221103	TECHNOLOGY SERVICES
Now Inc	3	DNOW	11.70	0.00	1.18	-1.26	3	-0.21	1.15	1	-0.64	0.66	0.31	0.00	1.58	1,295	2.93	20221102	OIL FIELD MACH & EQUIP
Arcosa Inc	3	ACA	61.90	0.32	1.18	-1.26	3	-0.21	1.19	1	-0.64	0.58	0.12	0.00	1.58	2,993	1.73	20221102	BLDG & CONST PROD-MISC
Ch Robinson Wwd	3	CHRW	94.80	2.32	0.98	-1.08	4	0.93	1.56	1	-0.01	1.35	0.98	1.14	1.96	11,744	0.20	20221102	TRANSPORTATION-SVCS
Adv Drainag Sys	3	WMS	124.98	0.38	0.83	1.22	5	-0.50	1.19	4	1.63	0.16	-0.68	-0.29	1.58	10,445	0.36	20221103	BLDG & CONST PROD-MISC
Stem Inc	3	STEM	13.08	0.00	0.82	1.39	5	-0.50	1.11	4	1.24	-0.03	-1.10	-0.29	1.58	2,015	0.61	20221103	IT SERVICES
Ameresco Inc-A	3	AMRC	61.73	0.00	0.78	-0.32	5	1.21	1.08	3	0.45	0.77	-0.20	1.43	1.58	3,198	1.13	20221101	OTHER ALT ENERGY
Xpo Logistics	3	XPO	48.37	0.00	0.58	0.27	6	-1.64	-0.41	2	0.92	0.38	0.92	-1.43	0.00	5,564	0.36	20221031	TRANSPORTATION-SVCS
Gfl Environmntl	3	GFL	26.69	0.18	0.58	0.27	6	-0.36	-0.52	2	0.92	0.19	0.50	-0.14	0.00	9,029	0.77	20221102	WASTE REMOVAL SVCS
Trex Company	3	TREX	47.01	0.00	0.58	0.27	6	-0.36	-0.52	2	0.92	0.16	0.43	-0.14	0.00	5,183	0.39	20221031	BLDG PROD-WOOD
Stericycle Inc	3	SRCL	43.51	0.00	0.56	-0.38	6	1.64	-0.41	3	0.45	0.37	-0.13	1.85	0.00	4,011	0.91	20221103	WASTE REMOVAL SVCS
Werner Entrprs	3	WERN	38.23	1.36	0.56	0.26	6	-0.07	-0.37	2	0.38	0.03	0.15	0.14	0.00	2,424	1.25	20221102	TRANSPORTATION-TRUCK
Jeld-Wen Holdng	3	JELD	9.56	0.00	0.54	-1.21	6	-0.07	-0.52	1	-0.01	0.95	2.05	0.14	0.00	806	2.26	20221031	BLDG PROD-WOOD
Hayward Hldgs	3	HAYW	9.04	0.00	0.53	-0.51	6	1.35	-0.52	3	-0.17	0.07	-0.66	1.57	0.00	1,952	1.74	20221101	ELEC PRODUCTS-MISC
Huntington Ingl	3	HII	252.71	1.87	0.53	-0.51	6	-0.21	-0.30	3	-0.17	-0.09	-0.20	0.00	0.00	10,095	0.29	20221103	AEROSPACE/DEFENSE
Euronav Sa	3	EURN	18.22	0.12	0.53	-0.51	6	-0.21	-0.04	3	-0.17	-0.12	-0.72	0.00	0.60	3,675	1.07	20221103	TRANSPORTATION-SHIP
Quanta Services	3	PWR	142.35	0.20	0.53	-0.51	6	-0.21	0.18	3	-0.17	-0.13	-0.75	0.00	0.60	20,359	0.21	20221103	ENGINEERING/R&D SVCS
Uber Technologs	3	UBER	28.36	0.00	0.53	-0.51	6	-0.07	-0.56	3	-0.17	-0.41	-0.99	0.14	0.00	56,150	0.03	20221101	INTERNET SERVICES
Arcbest Corp	3	ARCB	75.98	0.63	0.51	-1.45	6	1.64	-0.34	1	-0.64	0.71	0.63	1.85	0.00	1,864	1.73	20221101	TRANSPORTATION-TRUCK
Air Lease Corp	3	AL	34.52	2.14	0.51	-1.45	6	-0.07	-0.49	1	-0.64	0.45	0.94	0.14	0.00	3,827	1.47	20221103	TRANSPORTATION-EQP & LSNG
Kadant Inc	3	KAI	172.58	0.60	0.51	-1.45	6	1.64	-0.34	1	-0.64	0.44	0.03	1.85	0.00	2,013	2.59	20221101	MACHINERY-GEN INDUSTRIAL
Kratos Defense	3	KTOS	10.47	0.00	0.51	-1.45	6	-0.36	-0.45	1	-0.64	0.08	0.10	-0.14	0.00	1,319	2.82	20221102	AEROSPACE/DEFENSE EQUIP
Dun&Bradst Hldg	3	DNB	12.09	1.65	0.49	-0.93	6	1.64	-0.49	5	-1.03	1.00	1.69	1.85	-0.53	5,245	1.23	20221103	BUSINESS INFORMATION SERVICES
Generac Holding	3	GNRC	121.29	0.00	0.47	-0.82	6	1.35	-0.56	5	-1.50	0.41	0.51	1.57	-0.53	7,742	0.07	20221102	ELEC POWER
Nikola Corp	3	NKLA	3.11	0.00	0.47	-0.05	6	1.35	-0.49	7	-1.58	-0.41	-1.33	1.57	-0.53	1,348	0.69	20221103	AUTO MFRS-DOMESTIC
Fluor Corp-New	3	FLR	28.83	0.00	0.47	-0.05	6	-0.21	-0.52	7	-1.58	-0.43	-0.58	0.00	-0.53	4,096	0.48	20221104	ENGINEERING/R&D SVCS
Johnson Contrls	3	JCI	57.18	2.45	0.39	1.10	7	-1.35	1.52	4	1.63	0.34	-0.12	-1.14	1.96	39,386	0.11	20221103	PROTECTION-SFTY EQ & SVC
Rockwell Automt	3	ROK	241.65	1.85	0.39	1.10	7	0.36	1.56	4	1.63	0.19	-0.46	0.57	1.96	27,895	0.16	20221102	INDSTR AUTOMTN/ROBOTICS

Date: 10-26-2022

Stocks are grouped by SECTOR and sorted from most to least attractive based on integrated Polaris Score = iPSCORE (see "Report Headings" tab).

SECTOR CODES: 1-Energy, 2-Materials, 3-Industrials, 4-Consumer Discretionary, 5-Consumer Staples, 6-Healthcare

SECTOR CODES: 7-Financials, 8-Information Technology, 9-Communication Services, 10-Utilities, 11-Real Estate

COMPANY	SECTOR	TICKER	PRICE	YIELD	iPSCORE	Behavioral Preference Factor	ABSOLUTE-SCALE METRICS			RELATIVE-SCALE METRICS					MKT CAP \$millions	DAYS2TR	EPS REPORT DATE	INDUSTRY GROUP	
							ABS DCOORD	TECH OUTLK	FUNDA OUTLK	REL DCOORD	iPSCORE	VTCAVG	VSCORE	TSCORE					CSCORE
Boise Cascade	3	BCC	64.51	0.74	0.38	0.21	7	-1.35	1.60	2	1.39	1.23	1.89	-1.14	1.96	2,545	1.55	20221031	BLDG PROD-WOOD
Avis Budget Grp	3	CAR	230.75	0.00	0.36	0.21	7	-1.50	2.08	2	0.92	0.87	0.92	-1.28	2.26	11,091	0.10	20221031	BUSINESS SERVICES
Parker Hannifin	3	PH	281.86	1.89	0.36	0.21	7	-1.07	1.60	2	0.92	0.65	0.27	-0.86	2.19	36,208	0.09	20221103	MACHINERY-GEN INDUSTRIAL
Watts Water Tec	3	WTS	137.20	0.87	0.36	0.21	7	-1.07	1.60	2	0.92	0.55	0.20	-0.86	1.96	4,590	1.79	20221102	INSTRUMENTS-CONTROL
Ametek Inc	3	AME	123.04	0.72	0.34	-0.44	7	0.64	1.56	3	0.45	0.55	-0.52	0.86	1.96	28,247	0.18	20221101	ELEC TEST EQUIPMENT
Univar Solutns	3	UNVR	25.10	0.00	0.32	-1.27	7	0.07	1.56	1	-0.01	1.16	0.99	0.29	1.96	4,187	0.83	20221101	CHEMICALS-DIVERSIFIED
Waste Connectn	3	WCN	132.58	0.69	-0.07	1.14	9	-0.93	-0.30	4	1.24	-0.42	-0.57	-0.71	0.00	34,097	0.14	20221102	WASTE REMOVAL SVCS
Mdu Resources	3	MDU	27.81	3.13	-0.09	0.08	9	-0.50	-0.49	2	0.92	0.22	0.65	-0.29	0.00	5,655	0.84	20221103	UTILITY-GAS DISTRIBUTION
Graftech Intl	3	EAF	5.26	0.76	-0.39	-1.18	10	1.64	-0.78	5	-1.03	1.02	1.79	1.85	-0.60	1,369	2.10	20221104	METAL PROC & FABRICATION
Allegiant Travl	3	ALGT	70.04	0.00	-0.41	-1.07	10	1.35	-1.01	5	-1.50	0.46	1.03	1.57	-1.06	1,273	1.20	20221102	TRANSPORTATION-AIRLINE
Beacon Roofing	3	BECN	54.50	0.00	-0.41	-1.07	10	1.64	-0.86	5	-1.50	0.28	0.13	1.85	-0.60	3,543	0.60	20221103	BLDG PROD-RETAIL/WHLSLE
Flowserve Corp	3	FLS	27.48	2.91	-0.41	-1.07	10	-0.07	-0.89	5	-1.50	0.10	0.61	0.14	-0.60	3,591	0.76	20221031	MACHINERY-GEN INDUSTRIAL
Spirit Aerosys	3	SPR	24.70	0.16	-0.42	-0.30	10	1.35	-1.01	7	-1.58	-0.14	-0.67	1.57	-0.60	2,597	0.54	20221103	AEROSPACE/DEFENSE EQUIP
Aerojet Rocketd	3	AJRD	47.49	0.00	-0.42	-0.30	10	-0.21	-0.93	7	-1.58	-0.29	-0.20	0.00	-0.60	3,820	1.15	20221101	AEROSPACE/DEFENSE EQUIP
Trane Tech Plc	3	TT	153.96	1.74	-0.42	-0.30	10	-0.21	-0.75	7	-1.58	-0.35	-0.34	0.00	-0.60	35,675	0.13	20221102	TECHNOLOGY SERVICES
Curtiss Wright	3	CW	168.39	0.45	-0.42	-0.30	10	-0.21	-0.71	7	-1.58	-0.39	-0.42	0.00	-0.60	6,465	0.73	20221102	AEROSPACE/DEFENSE EQUIP
Regal Beloit Cp	3	RRX	151.08	0.93	-0.42	-0.30	10	-0.21	-0.75	7	-1.58	-0.44	-0.54	0.00	-0.60	10,043	0.32	20221031	MACHINERY-ELECTRICAL
Xylem Inc	3	XYL	98.22	1.22	-0.42	-0.30	10	-0.21	-1.23	7	-1.58	-0.59	-0.47	0.00	-1.13	17,697	0.27	20221101	MACHINERY-GEN INDUSTRIAL
Siteone Landscp	3	SITE	113.22	0.00	-0.43	-0.90	10	-0.07	-0.86	5	-1.89	0.03	0.45	0.14	-0.60	5,099	0.61	20221102	INDUSTRIAL SERVICES
Virgin Galactic	3	SPCE	4.62	0.00	-0.45	-0.20	10	-0.07	-0.97	7	-2.28	-1.84	-3.76	0.14	-0.60	1,195	1.15	20221103	AEROSPACE/DEFENSE
Emerson Elec Co	3	EMR	84.55	2.44	-0.50	0.85	11	-1.35	1.11	4	1.63	0.26	-0.02	-1.14	1.58	49,994	0.09	20221102	MACHINERY-ELECTRICAL
Icahn Enterpris	3	IEP	54.28	14.74	-0.52	1.02	11	-1.07	1.19	4	1.24	-0.06	-0.88	-0.86	1.58	17,519	1.24	20221101	DIVERSIFIED OPERATIONS
Gibraltar Indus	3	ROCK	48.64	0.00	-0.53	-0.04	11	-1.07	1.08	2	0.92	0.47	0.32	-0.86	1.58	1,538	2.41	20221103	BLDG & CONST PROD-MISC
Agco Corp	3	AGCO	118.70	0.81	-0.53	-0.04	11	-1.07	1.11	2	0.92	0.46	0.30	-0.86	1.58	8,855	0.34	20221101	MACHINERY-FARM
Iaa Inc	3	IAA	37.09	0.00	-0.53	-0.04	11	-1.50	1.11	2	0.92	0.24	0.02	-1.28	1.58	4,961	0.71	20221101	AUTO MFRS-DOMESTIC
Itt Inc	3	ITT	73.83	1.43	-0.53	-0.04	11	0.07	1.08	2	0.92	0.22	0.03	0.29	1.58	6,106	0.91	20221103	DIVERSIFIED OPERATIONS
Sunrun Inc	3	RUN	21.14	0.00	-0.80	-0.88	12	0.50	-0.56	3	-0.17	0.05	-0.25	0.71	0.00	4,484	0.14	20221102	SOLAR
Willscot Mobile	3	WSC	40.80	0.00	-1.08	-0.49	13	1.50	-1.34	7	-1.58	-0.66	-1.37	1.71	-1.13	9,079	0.32	20221102	FURNITURE
Matson Inc	3	MATX	72.54	1.71	-1.17	-0.22	14	-1.64	-0.49	2	1.39	1.10	3.22	-1.43	0.00	2,828	0.77	20221102	TRANSPORTATION-SVCS
Resideo Tech	3	REZI	22.52	0.00	-1.19	-0.23	14	-1.07	-0.45	2	0.92	0.18	0.99	-0.86	0.00	3,281	2.25	20221101	PROTECTION-SFTY EQ & SVC
Amerco Inc	3	UHAL	577.80	0.00	-1.19	-0.23	14	-1.50	-0.34	2	0.92	0.09	0.64	-1.28	0.00	11,331	0.83	20221102	TRANSPORTATION-EQP & LSNG
Ingersoll-Rand	3	IR	48.89	0.16	-1.20	1.82	14	-1.07	-0.45	8	0.85	-0.59	-0.50	-0.86	-0.53	19,712	0.22	20221102	MACHINERY-GEN INDUSTRIAL
Moog Inc A	3	MOG.A	82.39	1.26	-1.22	-0.24	14	-1.07	-0.34	2	0.38	-0.11	0.19	-0.86	0.00	2,635	2.80	20221104	AEROSPACE/DEFENSE EQUIP
Wabtech	3	WAB	89.98	0.67	-1.22	-0.24	14	-1.07	-0.34	2	0.38	-0.15	0.10	-0.86	0.00	16,435	0.34	20221101	TRANSPORTATION-EQP & LSNG
Kennametal Inc	3	KMT	25.48	3.14	-1.24	0.81	14	-1.35	-0.52	6	-0.17	0.00	0.98	-1.14	-0.53	2,076	1.07	20221031	MACHINE-TOOLS & REL PROD
Gates Industrl	3	GTES	11.11	0.00	-1.30	-1.32	14	0.36	-0.49	5	-1.50	0.18	0.52	0.57	-0.53	3,136	2.06	20221104	ENGINEERING/R&D SVCS
Bloom Energy-A	3	BE	17.97	0.00	-1.44	1.58	15	-1.21	-0.97	8	0.30	-0.92	-1.09	-1.00	-0.60	3,202	0.47	20221103	OTHER ALT ENERGY
Eaton Corp Plc	3	ETN	146.05	2.22	-1.64	1.70	16	-1.07	-0.75	8	0.85	-0.64	-0.55	-0.86	-0.60	58,172	0.08	20221101	MACHINERY-ELECTRICAL

Date: 10-26-2022

Stocks are grouped by SECTOR and sorted from most to least attractive based on integrated Polaris Score = iPSCORE (see "Report Headings" tab).

SECTOR CODES: 1-Energy, 2-Materials, 3-Industrials, 4-Consumer Discretionary, 5-Consumer Staples, 6-Healthcare

SECTOR CODES: 7-Financials, 8-Information Technology, 9-Communication Services, 10-Utilities, 11-Real Estate

COMPANY	SECTOR	TICKER	PRICE	YIELD	iPSCORE	Behavioral Preference Factor	ABSOLUTE-SCALE METRICS			RELATIVE-SCALE METRICS					MKT CAP \$millions	DAYS2TR	EPS REPORT DATE	INDUSTRY GROUP	
							ABS DCOORD	TECH OUTLK	FUNDA OUTLK	REL DCOORD	iPSCORE	VTCAVG	VSCORE	TSCORE					CSCORE
Howmet Aerosp	3	HWM	35.57	0.22	-1.64	1.70	16	0.64	-1.30	8	0.85	-0.74	-0.37	0.86	-1.13	14,776	0.24	20221031	ENGINEERING/R&D SVCS
Kar Auction Svc	3	KAR	13.88	0.00	-1.66	0.81	16	-1.64	-0.93	6	0.45	0.18	1.59	-1.43	-0.60	1,608	1.53	20221101	RETAIL-MISC/DIVERSIFIED
Api Group Cp	3	APG	15.92	0.00	-1.67	1.52	16	-1.35	-0.93	8	0.30	-0.76	-0.32	-1.14	-1.06	3,712	1.69	20221103	BUSINESS SERVICES
Leidos Holdings	3	LDOS	97.31	1.48	-1.69	0.69	16	-1.35	-0.78	6	-0.17	-0.38	0.18	-1.14	-0.60	13,287	0.43	20221101	AEROSPACE/DEFENSE
Mercury Systems	3	MRCY	47.85	0.00	-1.69	0.69	16	0.36	-1.01	6	-0.17	-0.58	0.07	0.57	-1.06	2,765	1.62	20221101	COMPUTER-PERIPHERAL EQ
Genco Shpg&Trdg	3	GNK	14.15	14.13	-1.75	-1.44	16	1.35	-1.45	5	-1.50	0.86	2.63	1.57	-1.13	598	1.57	20221102	TRANSPORTATION-SHIP
Eagle Bulk Shpg	3	EGLE	50.58	17.40	-1.75	-0.68	16	0.36	-1.01	7	-1.58	-0.16	-0.19	0.57	-0.60	693	1.61	20221103	TRANSPORTATION-SHIP
Mastec Inc	3	MTZ	76.36	0.00	-1.75	-0.68	16	0.36	-0.75	7	-1.58	-0.16	-0.20	0.57	-0.60	5,768	0.40	20221103	BLDG-HEAVY CONST
<b>Consumer Discr</b>																			
Draftkings Inc	4	DKNG	14.10	0.00	2.17	1.29	1	-0.34	2.04	4	1.79	0.72	-0.64	-0.27	3.08	11,866	0.08	20221104	GAMING
Wayfair Inc	4	W	34.52	0.00	2.16	0.82	1	1.30	2.04	2	1.52	1.04	0.34	1.36	3.08	3,666	0.17	20221103	ELECTRONIC COMMERCE
Topbuild Corp	4	BLD	167.89	0.00	2.15	0.18	1	1.30	2.00	3	1.24	1.44	-0.14	1.36	3.08	5,436	0.61	20221101	BLDG & CONST PROD-MISC
Installed Build	4	IBP	86.03	1.46	2.13	-0.29	1	1.57	1.60	1	0.87	1.59	0.36	1.64	2.75	2,473	1.88	20221103	BLDG & CONST PROD-MISC
Block H & R	4	HRB	41.15	2.82	1.93	1.23	2	-0.48	1.63	4	1.79	0.77	-0.03	-0.41	2.75	6,528	0.34	20221101	CONS SERVICES - MISC
Adt Inc	4	ADT	8.45	1.66	1.67	1.34	3	-0.20	1.15	4	1.42	0.45	-0.85	-0.14	2.35	7,702	0.46	20221103	PROTECTION-SFTY EQ & SVC
Fisker Inc	4	FSR	7.85	0.00	1.67	0.05	3	1.30	1.19	3	1.24	1.23	-0.37	1.36	2.67	2,345	0.62	20221102	AUTO MFRS-DOMESTIC
Playa Htls&Rsr	4	PLYA	5.85	0.00	1.63	-0.71	3	1.57	1.19	1	0.22	1.46	0.37	1.64	2.35	971	2.94	20221103	HOTELS & MOTELS
Expedia Inc	4	EXPE	98.71	0.00	1.63	-0.71	3	1.30	1.15	1	0.22	1.44	0.57	1.36	2.35	15,553	0.11	20221103	ELECTRONIC COMMERCE
Funko Inc-A	4	FNKO	22.36	0.00	1.59	-1.01	3	1.16	0.63	1	-0.53	1.03	0.18	1.23	1.38	1,121	2.46	20221103	CONSUMER PROD-MISC DISCRECTN
Dine Brands Glb	4	DIN	68.72	2.97	1.59	-1.01	3	-1.30	1.11	1	-0.53	0.96	0.54	-1.23	2.35	1,078	1.89	20221102	RETAIL-FOOD & RESTAURANTS
Peloton Interac	4	PTON	7.48	0.00	1.59	-1.01	3	-0.07	1.11	1	-0.53	0.95	0.51	0.00	2.35	2,531	0.20	20221103	LEISURE & RECREATION PROD
Fox Factory Hld	4	FOXF	81.92	0.00	1.59	-1.01	3	-0.07	1.11	1	-0.53	0.87	0.26	0.00	2.35	3,462	1.39	20221103	AUTO MFRS-DOMESTIC
Under Armour-A	4	UAA	7.37	0.00	0.94	0.56	6	-0.34	-0.52	2	1.05	0.61	1.45	-0.27	0.65	3,355	0.35	20221103	TEXTILE-APPAREL MFG
Amer Axle & Mfg	4	AXL	8.99	0.00	0.94	0.56	6	-0.20	-0.52	2	1.05	0.39	0.66	-0.14	0.65	1,030	1.86	20221104	AUTO/TRUCK-ORIGINAL EQP
Nintendo Ltd	4	NTDOY	10.10	4.15	0.92	-0.26	6	1.30	-0.08	3	0.68	0.87	-0.08	1.36	1.30	52,467	1.94	20221103	TOYS/GAMES/HOBBY PROD
Cedar Fair	4	FUN	40.27	2.98	0.90	-0.90	6	1.57	-0.08	1	0.22	1.17	0.54	1.64	1.30	2,297	2.39	20221102	LEISURE & RECREATION SVCS
Hanesbrands Inc	4	HBI	7.46	8.04	0.90	-0.90	6	1.30	-0.08	1	0.22	1.13	0.71	1.36	1.30	2,603	0.40	20221103	TEXTILE-APPAREL MFG
Gentherm Inc	4	THRM	56.40	0.00	0.90	-0.38	6	1.30	-0.52	3	0.03	0.63	-0.16	1.36	0.65	1,870	1.88	20221102	AUTO/TRUCK-ORIGINAL EQP
Toyota Motor Cp	4	TM	137.07	2.86	0.90	-0.38	6	1.30	-0.52	3	0.03	0.61	-0.20	1.36	0.65	191,621	0.67	20221103	AUTO MFRS-FOREIGN
Tenneco Inc	4	TEN	18.83	0.00	0.90	-0.38	6	1.02	-0.56	3	0.03	0.34	-0.17	1.09	0.08	1,570	0.94	20221104	AUTO/TRUCK-ORIGINAL EQP
Sony Corp Adr	4	SONY	67.24	0.58	0.87	-1.20	6	-0.34	-0.04	1	-0.53	0.94	0.13	-0.27	1.30	83,176	0.40	20221101	AUDIO/VIDEO HOME PROD
Honda Motor	4	HMC	22.52	1.76	0.87	-1.20	6	1.57	-0.45	1	-0.53	0.91	0.42	1.64	0.65	38,523	0.77	20221104	AUTO MFRS-FOREIGN
Malibu Boats-A	4	MBUU	51.99	0.00	0.84	-1.44	6	1.57	-0.49	1	-1.27	0.59	1.13	1.64	0.65	1,060	2.94	20221104	LEISURE & RECREATION PROD
Carvana Co	4	CVNA	15.28	0.00	0.84	-1.44	6	1.30	-0.56	1	-1.27	0.53	0.14	1.36	0.08	2,883	0.13	20221103	ELECTRONIC COMMERCE
Aptiv Plc	4	APTIV	90.30	0.00	0.84	-1.44	6	-0.07	-0.49	1	-1.27	0.31	0.28	0.00	0.65	24,465	0.15	20221103	TECHNOLOGY SERVICES
Ferrari Nv	4	RACE	196.51	0.00	0.70	0.50	7	-1.57	2.00	2	1.05	0.56	0.13	-1.50	3.08	36,305	0.36	20221102	AUTO/TRUCK-ORIGINAL EQP
Adient Plc	4	ADNT	34.50	0.00	0.68	-0.32	7	0.34	2.04	3	0.68	1.06	-0.31	0.41	3.08	3,271	0.99	20221104	AUTO/TRUCK-ORIGINAL EQP
Marriott Intl-A	4	MAR	155.43	0.77	0.68	-0.32	7	0.07	1.56	3	0.68	0.91	-0.17	0.14	2.75	50,445	0.08	20221103	HOTELS & MOTELS



Date: 10-26-2022

Stocks are grouped by SECTOR and sorted from most to least attractive based on integrated Polaris Score = iPScore (see "Report Headings" tab).

SECTOR CODES: 1-Energy, 2-Materials, 3-Industrials, 4-Consumer Discretionary, 5-Consumer Staples, 6-Healthcare

SECTOR CODES: 7-Financials, 8-Information Technology, 9-Communication Services, 10-Utilities, 11-Real Estate

COMPANY	SECTOR	TICKER	PRICE	YIELD	iPScore	Behavioral Preference Factor	ABSOLUTE-SCALE METRICS			RELATIVE-SCALE METRICS					MKT CAP \$millions	DAYS2TR	EPS REPORT DATE	INDUSTRY GROUP	
							ABS DCOORD	TECH OUTLK	FUNDA OUTLK	REL DCOORD	iPScore	VTCAVG	VSCORE	TSCORE					CSCORE
Yum China Hldgs	4	YUMC	40.91	1.17	0.46	0.44	8	-1.16	0.67	2	1.05	0.28	0.07	-1.09	1.86	17,167	0.28	20221101	RETAIL-FOOD & RESTAURANTS
Acushnet Hldgs	4	GOLF	45.58	1.58	0.21	1.13	9	-0.89	-0.30	4	0.96	-0.14	-0.23	-0.82	0.65	3,244	1.92	20221103	LEISURE & RECREATION PROD
Starbucks Corp	4	SBUX	85.21	2.30	0.19	0.43	9	-0.48	-0.30	2	0.50	0.13	0.15	-0.41	0.65	97,770	0.04	20221103	RETAIL-FOOD & RESTAURANTS
Goodyear Tire	4	GT	12.13	0.00	-0.02	0.32	10	-0.34	-0.93	2	1.05	0.34	1.30	-0.27	0.00	3,430	0.54	20221031	RUBBER-TIRES
Under Armour-C	4	UA	6.53	0.00	-0.02	0.32	10	-0.34	-0.89	2	1.05	0.28	1.11	-0.27	0.00	2,973	1.27	20221103	TEXTILE-APPAREL MFG
Restaurant Brnd	4	QSR	57.46	3.76	-0.03	1.07	10	-0.20	-0.75	4	0.96	-0.10	-0.16	-0.14	0.00	17,592	0.33	20221103	RETAIL-FOOD & RESTAURANTS
Crocs Inc	4	CROX	79.52	0.00	-0.03	1.07	10	-0.20	-0.86	4	0.96	-0.18	-0.40	-0.14	0.00	4,902	0.21	20221103	TEXTILE-APPAREL MFG
Qurate Retail-A	4	QRTEA	2.31	0.00	-0.05	0.37	10	-0.34	-0.97	2	0.50	0.17	0.78	-0.27	0.00	883	1.96	20221104	ELECTRONIC COMMERCE
Ebay Inc	4	EBAY	38.97	2.26	-0.05	0.37	10	-0.34	-0.75	2	0.50	0.13	0.67	-0.27	0.00	21,409	0.11	20221102	ELECTRONIC COMMERCE
Lgi Homes Inc	4	LGIH	87.80	0.00	-0.05	0.37	10	-1.57	-0.97	2	0.50	0.06	0.46	-1.50	0.00	2,043	1.35	20221101	REAL ESTATE DEVELOPMENT
Doordash Inc	4	DASH	47.46	0.00	-0.06	-0.63	10	1.30	-1.01	3	0.03	0.35	-0.35	1.36	0.00	18,323	0.11	20221103	INTERNET SERVICES
Yum! Brands Inc	4	YUM	111.24	2.05	-0.07	1.88	10	-1.30	-1.30	8	-0.15	-0.36	-0.24	-1.23	-0.57	31,653	0.13	20221102	RETAIL-FOOD & RESTAURANTS
Franchise Group	4	FRG	28.61	8.74	-0.09	-1.45	10	1.30	-0.93	1	-0.53	0.67	0.61	1.36	0.00	1,155	1.71	20221103	CONSUMER PROD-MISC STAPLES
Lci Industries	4	LCII	101.16	4.15	-0.09	1.05	10	-0.34	-0.89	6	-0.71	0.12	1.13	-0.27	-0.49	2,572	1.35	20221101	AUTO/TRUCK-ORIGINAL EQP
Service Corp In	4	SCI	60.72	1.65	-0.09	-0.75	10	-0.07	-0.78	3	-0.71	-0.01	-0.02	0.00	0.00	9,574	0.35	20221101	FUNERAL SVCS & REL
Frontdoor Inc	4	FTDR	21.75	0.00	-0.09	-0.75	10	-0.07	-0.97	3	-0.71	-0.10	-0.31	0.00	0.00	1,772	1.62	20221103	BLDG & CONST PROD-MISC
Etsy Inc	4	ETSY	103.24	0.00	-0.09	-0.75	10	-0.07	-0.93	3	-0.71	-0.18	-0.55	0.00	0.00	13,071	0.07	20221102	INTERNET SERVICES
Adtelum Gbl Edu	4	ATGE	40.93	0.00	-0.12	-1.69	10	-0.20	-0.89	1	-1.27	0.63	0.38	-0.14	0.00	1,858	1.57	20221103	SCHOOLS
Revolve Group	4	RVLV	23.63	0.00	-0.12	-1.69	10	0.34	-1.01	1	-1.27	0.57	0.03	0.41	0.00	1,733	0.90	20221102	ELECTRONIC COMMERCE
Papa Johns Intl	4	PZZA	71.06	2.36	-0.12	-1.69	10	1.30	-0.93	1	-1.27	0.51	0.13	1.36	0.00	2,512	0.56	20221103	RETAIL-FOOD & RESTAURANTS
Rent-A-Center	4	RCII	19.90	6.83	-0.12	0.00	10	1.57	-0.97	7	-1.27	0.28	-0.33	1.64	-0.49	1,178	1.11	20221102	CONS SERVICES - MISC
Floor&Decor Hld	4	FND	74.64	0.00	-0.14	-1.81	10	1.30	-0.86	1	-1.92	0.03	0.08	1.36	0.00	7,915	0.20	20221103	BLDG PROD-WOOD
Camping World	4	CWH	27.30	9.16	-0.16	-1.06	10	1.30	-1.45	5	-2.29	0.30	0.07	1.36	-0.57	2,275	1.10	20221101	LEISURE & RECREATION SVCS
Leggett & Platt	4	LEG	32.83	5.36	-0.18	-0.89	10	-0.07	-0.97	5	-2.75	0.02	0.53	0.00	-0.49	4,385	0.78	20221031	FURNITURE
Mgm Resorts Int	4	MGM	34.19	0.03	-0.26	0.25	11	-1.57	1.19	2	1.05	0.42	0.43	-1.50	2.35	13,440	0.14	20221102	GAMING
Hyatt Hotels Cp	4	H	89.74	0.00	-0.27	1.01	11	-1.43	0.74	4	0.96	-0.01	-0.51	-1.36	1.86	9,899	0.43	20221103	HOTELS & MOTELS
Skyline Corp	4	SKY	59.48	0.00	-0.27	1.01	11	-1.43	1.11	4	0.96	-0.02	-0.62	-1.36	1.94	3,384	1.10	20221101	BLDG-MOBILE/MFG & RV
Marriot Vac Ww	4	VAC	144.75	1.71	-0.28	-0.57	11	0.61	1.15	3	0.68	0.96	-0.15	0.68	2.35	5,687	0.56	20221031	HOTELS & MOTELS
Cavco Indus Inc	4	CVCO	231.35	0.00	-0.33	-1.51	11	0.07	1.19	1	-0.53	0.95	0.36	0.14	2.35	2,057	2.07	20221103	BLDG-MOBILE/MFG & RV
Airbnb Inc	4	ABNB	118.45	0.00	-0.33	-0.81	11	0.34	1.19	3	-0.71	0.08	-2.51	0.41	2.35	76,838	0.04	20221101	INTERNET CONTENT
Vista Outdoor	4	VSTO	27.40	0.00	-0.98	0.07	14	-1.57	0.04	2	1.05	0.23	0.92	-1.50	1.30	1,549	1.70	20221102	LEISURE & RECREATION PROD
Chegg Inc	4	CHGG	22.19	0.00	-0.99	0.82	14	-1.30	0.04	4	0.96	-0.05	-0.20	-1.23	1.30	2,805	0.86	20221101	INTERNET SOFTWARE
Booking Holdngs	4	BKNG	1874.61	0.00	-0.99	0.82	14	-1.57	0.00	4	0.96	-0.13	-0.16	-1.50	1.30	74,434	0.04	20221102	ELECTRONIC COMMERCE
Caesars Entertn	4	CZR	42.49	0.00	-0.99	0.82	14	-1.57	-0.11	4	0.96	-0.23	-0.46	-1.50	1.30	9,111	0.12	20221101	LEISURE & RECREATION SVCS
Shake Shack Inc	4	SHAK	51.22	0.00	-1.01	0.12	14	-1.30	-0.30	2	0.50	-0.15	0.16	-1.23	0.65	2,155	0.62	20221103	RETAIL-FOOD & RESTAURANTS
Penn Natl Gamng	4	PENN	31.40	0.00	-1.01	0.12	14	-1.30	-0.52	2	0.50	-0.17	0.09	-1.23	0.65	4,979	0.22	20221103	GAMING
Norwegian Cruis	4	NCLH	15.83	0.00	-1.49	0.81	16	-1.30	-1.01	4	0.40	-0.44	-0.06	-1.23	0.00	6,671	0.06	20221102	LEISURE & RECREATION SVCS
Royal Caribbean	4	RCL	50.90	0.00	-1.49	0.81	16	-1.57	-1.01	4	0.40	-0.48	-0.20	-1.50	0.00	12,983	0.06	20221104	LEISURE & RECREATION SVCS



Date: 10-26-2022

Stocks are grouped by SECTOR and sorted from most to least attractive based on integrated Polaris Score = iPSCORE (see "Report Headings" tab).

SECTOR CODES: 1-Energy, 2-Materials, 3-Industrials, 4-Consumer Discretionary, 5-Consumer Staples, 6-Healthcare

SECTOR CODES: 7-Financials, 8-Information Technology, 9-Communication Services, 10-Utilities, 11-Real Estate

COMPANY	SECTOR	TICKER	PRICE	YIELD	iPSCORE	Behavioral Preference Factor	ABSOLUTE-SCALE METRICS			RELATIVE-SCALE METRICS					MKT CAP \$millions	DAYS2TR	EPS REPORT DATE	INDUSTRY GROUP	
							ABS DCOORD	TECH OUTLK	FUNDA OUTLK	REL DCOORD	iPSCORE	VTCAVG	VSCORE	TSCORE					CSCORE
Cheesecake Fact	4	CAKE	32.87	3.29	-1.49	0.81	16	-1.57	-0.93	4	0.40	-0.57	-0.17	-1.50	0.00	1,717	0.87	20221101	RETAIL-FOOD & RESTAURANTS
Kontoor Brands	4	KTB	36.87	4.99	-1.49	0.81	16	-1.57	-0.82	4	0.40	-0.61	-0.31	-1.50	0.00	2,042	1.38	20221103	TEXTILE-APPAREL MFG
Graham Holdings	4	GHC	614.80	1.03	-1.51	0.05	16	-1.02	-0.89	2	-0.15	-0.31	0.04	-0.96	0.00	3,001	2.77	20221102	SCHOOLS
Tempur Sealy	4	TPX	28.24	1.42	-1.51	0.05	16	-1.30	-0.78	2	-0.15	-0.31	0.31	-1.23	0.00	4,863	0.48	20221103	RETAIL-HOME FURNISHINGS
Brinker Intl	4	EAT	31.02	0.00	-1.51	0.05	16	-1.30	-0.97	2	-0.15	-0.35	0.21	-1.23	0.00	1,366	1.05	20221102	RETAIL-FOOD & RESTAURANTS
Steven Madden	4	SHOO	29.97	2.80	-1.51	0.05	16	-1.57	-0.86	2	-0.15	-0.38	0.38	-1.50	0.00	2,368	1.03	20221102	SHOES & REL APPAREL
Odp Corp/The	4	ODP	40.16	0.00	-1.52	0.80	16	-1.43	-0.89	4	-0.25	-0.70	-0.71	-1.36	0.00	1,976	1.72	20221102	RETAIL-MISC/DIVERSIFIED
Bright Horzn Fs	4	BFAM	64.05	0.00	-1.58	-2.18	16	0.07	-0.97	1	-1.92	0.05	0.01	0.14	0.00	3,703	0.82	20221101	SCHOOLS
Laureate Educat	4	LAUR	12.29	0.00	-1.58	-0.38	16	0.61	-0.97	7	-1.92	0.00	-0.21	0.68	-0.49	2,024	2.61	20221103	SCHOOLS
Lear Corporatn	4	LEA	136.19	2.26	-1.61	-0.38	16	0.07	-0.93	7	-2.47	-0.24	-0.38	0.14	-0.49	8,086	0.29	20221101	AUTO/TRUCK-ORIGINAL EQP
<b>Consumer Staple</b>																			
Hershey Co/The	5	HSY	234.12	1.77	1.73	1.63	1	-0.21	1.56	4	1.33	-0.05	-0.92	-0.56	2.09	47,991	0.12	20221104	FOOD-CONFECTIONERY
E.L.F. Beauty	5	ELF	43.36	0.00	1.71	1.62	1	-0.21	1.63	4	0.74	-0.46	-2.14	-0.56	2.28	2,273	0.92	20221102	COSMETICS & TOILETRIES
Herbalife Ltd	5	HLF	22.20	0.00	1.32	0.42	3	-0.35	1.15	2	1.51	0.82	1.75	-0.70	1.78	2,395	1.19	20221031	RETAIL-DRUG STORES
Mgp Ingredients	5	MGPI	108.43	0.44	1.27	-0.30	3	1.47	1.15	3	0.31	0.49	-0.89	1.12	1.78	2,385	1.10	20221103	FOOD-MISC/DIVERSIFIED
Kellogg Co	5	K	74.09	3.19	0.68	1.34	6	-0.21	-0.30	4	1.33	-0.23	-0.29	-0.56	0.44	25,199	0.19	20221103	FOOD-MISC/DIVERSIFIED
Estee Lauder	5	EL	205.12	1.17	0.64	-0.47	6	1.33	-0.49	3	0.31	0.18	-0.40	0.98	0.00	73,208	0.07	20221102	COSMETICS & TOILETRIES
Nu Skin Enterp	5	NUS	38.10	4.04	0.62	-1.35	6	-1.33	-0.49	1	-0.20	0.74	0.52	-1.68	0.44	1,913	1.46	20221102	COSMETICS & TOILETRIES
Molson Coors-B	5	TAP	50.57	3.01	0.62	-1.35	6	1.61	-0.41	1	-0.20	0.69	0.38	1.26	0.44	10,960	0.47	20221101	BEVERAGES-ALCOHOLIC
Lancaster Colon	5	LANC	176.01	1.82	-0.19	1.86	10	-0.21	-1.27	8	0.74	-0.47	-0.31	-0.56	-0.51	4,850	0.81	20221102	FOOD-MISC/DIVERSIFIED
Hostess Brands	5	TWPK	25.74	0.00	-0.19	1.86	10	-0.21	-0.78	8	0.74	-0.85	-1.61	-0.56	-0.06	3,513	0.92	20221102	FOOD-CONFECTIONERY
Nomad Foods Ltd	5	NOMD	13.46	0.00	-0.21	0.99	10	-0.35	-0.86	6	0.31	0.55	2.26	-0.70	-0.06	2,322	1.11	20221103	FOOD-MISC/DIVERSIFIED
Medifast Inc	5	MED	118.53	5.53	-0.21	0.99	10	-0.07	-0.89	6	0.31	0.19	1.03	-0.42	-0.06	1,306	1.50	20221103	FOOD-MISC/DIVERSIFIED
Mondelez Intl	5	MDLZ	59.31	2.60	-0.27	-0.01	10	0.35	-1.30	7	-1.30	0.05	-0.48	0.00	-0.82	81,288	0.05	20221101	FOOD-MISC/DIVERSIFIED
Monster Beverag	5	MNST	91.66	0.00	-0.27	-0.01	10	1.47	-1.38	7	-1.30	-0.05	-0.60	1.12	-0.82	48,294	0.10	20221103	BEVERAGES-SOFT DRINKS
Ingredion Inc	5	INGR	85.89	3.31	-0.43	-0.05	11	0.07	1.11	2	0.23	-0.01	0.75	-0.28	1.78	5,628	0.83	20221103	FOOD-MISC/DIVERSIFIED
Freshpet Inc	5	FRPT	57.68	0.00	-1.02	0.87	14	0.35	-0.56	4	1.33	0.01	-0.21	0.00	0.44	2,758	0.44	20221101	FOOD-MISC/DIVERSIFIED
Clorox Co	5	CLX	140.46	3.36	-1.06	-0.23	14	0.35	-0.52	2	0.23	-0.01	0.04	0.00	0.00	17,327	0.17	20221101	SOAP & CLNG PREPARATNS
Sysco Corp	5	SYF	82.52	2.38	-1.47	1.52	16	-1.05	-1.19	8	0.74	-0.74	-0.21	-1.40	-0.51	41,818	0.11	20221101	FOOD-MISC/DIVERSIFIED
Coca Cola Bottl	5	COKE	469.65	0.21	-1.51	0.47	16	0.35	-1.27	6	-0.37	-0.10	0.15	0.00	-0.51	4,402	1.48	20221101	BEVERAGES-SOFT DRINKS
<b>Health Care</b>																			
Nevro Corp	6	NVRO	41.12	0.00	1.50	1.25	1	-0.36	2.00	4	1.29	0.53	-0.15	-0.29	2.04	1,455	0.90	20221102	MEDICAL INSTRUMENTS
Cigna Corp	6	CI	310.92	1.44	1.50	1.25	1	-0.22	1.52	4	1.29	0.53	-0.04	-0.14	1.76	94,867	0.04	20221103	INSURANCE-MULTI LINE
Cross Country	6	CCRN	36.10	0.00	1.50	1.25	1	-0.22	1.56	4	1.29	0.45	-0.26	-0.14	1.76	1,380	0.78	20221102	STAFFING
Humana Inc New	6	HUM	529.46	0.59	1.50	1.25	1	-0.22	1.56	4	1.29	0.40	-0.42	-0.14	1.76	67,005	0.05	20221102	MEDICAL-HLTH MAINT ORG
Neurocrine Bios	6	NBIX	112.59	0.00	1.49	1.45	1	-0.22	1.60	4	1.04	0.34	-0.61	-0.14	1.76	10,768	0.26	20221101	MEDICAL-DRUGS
Tg Therapeutics	6	TGTX	5.38	0.00	1.48	0.46	1	1.66	2.08	3	0.88	1.20	-0.19	1.74	2.04	782	2.05	20221103	MEDICAL PRODUCTS
Acadia Pharma	6	ACAD	15.72	0.00	1.48	0.46	1	-0.07	1.63	3	0.88	1.07	-0.29	0.00	1.76	2,544	1.05	20221102	MEDICAL-BIOMED/GENETICS

Date: 10-26-2022

Stocks are grouped by SECTOR and sorted from most to least attractive based on integrated Polaris Score = iPSCORE (see "Report Headings" tab).

SECTOR CODES: 1-Energy, 2-Materials, 3-Industrials, 4-Consumer Discretionary, 5-Consumer Staples, 6-Healthcare

SECTOR CODES: 7-Financials, 8-Information Technology, 9-Communication Services, 10-Utilities, 11-Real Estate

COMPANY	SECTOR	TICKER	PRICE	YIELD	iPSCORE	Behavioral Preference Factor	ABSOLUTE-SCALE METRICS			RELATIVE-SCALE METRICS					MKT CAP \$millions	DAYS2TR	EPS REPORT DATE	INDUSTRY GROUP	
							ABS DCOORD	TECH OUTLK	FUNDA OUTLK	REL DCOORD	iPSCORE	VTCAVG	VSCORE	TSCORE					CSCORE
Progyny Inc	6	PGNY	40.00	0.00	1.48	0.66	1	-0.22	2.08	2	0.88	0.65	0.06	-0.14	2.04	3,683	1.15	20221103	MEDICAL SERVICES
Amn Hlthcr Svcs	6	AMN	120.04	0.00	1.48	0.66	1	-0.65	2.04	2	0.88	0.57	0.25	-0.58	2.04	5,194	0.36	20221103	MEDICAL SERVICES
Intellia Therap	6	NTLA	51.22	0.00	1.47	0.39	1	-0.07	1.52	3	0.47	0.09	-1.49	0.00	1.76	3,893	0.50	20221103	MEDICAL-BIOMED/GENETICS
Cvs Health Corp	6	CVS	92.22	2.39	1.43	-0.66	1	1.66	1.56	1	-0.35	1.21	0.13	1.74	1.76	121,069	0.04	20221102	RETAIL-DRUG STORES
Evolent Health	6	EVH	31.35	0.00	1.27	1.38	2	-0.51	1.63	4	1.04	0.33	-0.35	-0.43	1.76	2,871	0.77	20221102	INTERNET SOFTWARE
Agios Pharmact	6	AGIO	26.96	0.00	1.27	1.38	2	-0.51	1.52	4	1.04	0.19	-0.76	-0.43	1.76	1,478	1.64	20221103	MEDICAL PRODUCTS
Bluebird Bio	6	BLUE	6.17	0.00	1.24	0.59	2	-0.94	1.63	2	0.47	0.30	0.00	-0.87	1.76	476	0.86	20221104	MEDICAL-BIOMED/GENETICS
Sarepta Therap	6	SRPT	112.10	0.00	1.05	1.31	3	-0.22	1.15	4	1.04	0.38	-0.41	-0.14	1.70	9,816	0.22	20221102	MEDICAL-BIOMED/GENETICS
Esperion Therap	6	ESPR	7.93	0.00	1.05	1.31	3	-0.22	1.15	4	1.04	0.29	-0.41	-0.14	1.43	528	2.76	20221101	MEDICAL-DRUGS
Aerie Pharmact	6	AERI	15.19	0.00	1.05	1.31	3	-0.22	1.19	4	1.04	0.17	-0.78	-0.14	1.43	750	1.95	20221103	MEDICAL-DRUGS
Springworks Thr	6	SWTX	25.13	0.00	1.04	0.33	3	1.66	1.15	3	0.88	0.96	-0.55	1.74	1.70	1,568	1.41	20221103	MEDICAL-BIOMED/GENETICS
Mckesson Corp	6	MCK	382.43	0.56	1.04	0.33	3	-0.22	1.11	3	0.88	0.96	-0.14	-0.14	1.43	54,967	0.08	20221101	MEDICAL/DENTAL-SUPPLIES
Ngm Biopharmact	6	NGM	4.71	0.00	1.04	0.33	3	-0.07	1.19	3	0.88	0.63	-0.02	0.00	1.90	379	2.82	20221103	MEDICAL-BIOMED/GENETICS
Immunovant Inc	6	IMVT	10.28	0.00	1.04	0.52	3	-0.22	1.15	2	0.88	0.47	0.13	-0.14	1.43	1,198	1.08	20221104	MEDICAL-BIOMED/GENETICS
Icon Plc	6	ICLR	196.73	0.00	1.02	0.25	3	-0.07	1.08	3	0.47	0.39	-0.27	0.00	1.43	16,012	0.19	20221102	MEDICAL SERVICES
Rhythm Pharmct	6	RYTM	24.32	0.00	1.02	0.25	3	1.52	0.70	3	0.47	0.14	-2.21	1.59	1.02	1,355	1.31	20221101	MEDICAL-BIOMED/GENETICS
Kymera Therptcs	6	KYMR	25.46	0.00	1.02	0.25	3	-1.37	1.11	3	0.47	-0.03	-1.52	-1.30	1.43	1,393	1.60	20221103	MEDICAL-BIOMED/GENETICS
Exelixis Inc	6	EXEL	16.67	0.00	0.99	-0.80	3	1.66	1.11	1	-0.35	1.12	0.20	1.74	1.43	5,365	0.51	20221101	MEDICAL-BIOMED/GENETICS
Allscripts Hlth	6	MDRX	14.63	0.00	0.99	-0.80	3	1.37	1.15	1	-0.35	1.00	0.11	1.45	1.43	1,621	1.42	20221103	MEDICAL INFORMATION SYSTEMS
Immunic Inc	6	IMUX	1.70	0.00	0.99	-0.80	3	-0.07	1.19	1	-0.35	0.63	0.21	0.00	1.70	52	1.53	20221103	MEDICAL-BIOMED/GENETICS
Veracyte Inc	6	VCYT	17.63	0.00	0.99	-0.80	3	-0.07	1.08	1	-0.35	0.56	0.27	0.00	1.43	1,262	1.50	20221102	MEDICAL INSTRUMENTS
Intercept Pharm	6	ICPT	14.00	0.00	0.82	1.24	4	0.94	1.63	4	1.04	0.27	-0.22	1.01	1.76	417	1.77	20221101	MEDICAL-BIOMED/GENETICS
Staar Surgical	6	STAA	71.57	0.00	0.82	1.24	4	-0.80	2.08	4	1.04	0.20	-0.70	-0.72	2.04	3,438	0.91	20221102	MEDICAL/DENTAL-SUPPLIES
Axonics Modultn	6	AXNX	71.15	0.00	0.60	1.17	5	-0.51	1.15	4	1.04	0.08	-0.75	-0.43	1.43	3,352	0.66	20221031	MEDICAL INFORMATION SYSTEMS
Lantheus Hldgs	6	LNTH	74.35	0.00	0.60	1.17	5	-0.51	0.70	4	1.04	0.05	-0.43	-0.43	1.02	5,111	0.19	20221103	MEDICAL PRODUCTS
Alignment Hlthc	6	ALHC	12.67	0.00	0.58	0.38	5	-0.51	1.19	2	0.47	0.38	0.16	-0.43	1.43	2,372	2.48	20221103	MEDICAL SERVICES
Acadia Healthcr	6	ACHC	79.69	0.00	0.58	0.38	5	-0.22	1.11	2	0.47	0.36	0.08	-0.14	1.43	7,239	0.56	20221031	MEDICAL-HOSPITALS
Harmony Biosci	6	HRMY	51.69	0.00	0.38	1.10	6	-0.22	-0.49	4	1.04	-0.12	-0.21	-0.14	0.00	3,058	1.08	20221101	MEDICAL-BIOMED/GENETICS
Glaukos Corp	6	GKOS	54.26	0.00	0.38	1.10	6	-0.22	-0.49	4	1.04	-0.16	-0.32	-0.14	0.00	2,568	1.40	20221102	MEDICAL INSTRUMENTS
Addus Homecare	6	ADUS	108.28	0.00	0.38	1.10	6	-0.22	-0.34	4	1.04	-0.20	-0.45	-0.14	0.00	1,741	1.79	20221031	MEDICAL-OUTPNT/HM CARE
Corcept Therapt	6	CORT	28.34	0.00	0.38	1.10	6	-0.22	-0.49	4	1.04	-0.21	-0.49	-0.14	0.00	3,035	1.73	20221102	MEDICAL-DRUGS
Premier Inc-A	6	PINC	33.86	2.48	0.37	0.12	6	0.36	0.11	3	0.88	0.76	0.00	0.43	0.54	3,998	1.49	20221101	MEDICAL SERVICES
Livanova Plc	6	LIVN	47.51	0.00	0.37	0.12	6	1.66	-0.04	3	0.88	0.74	-0.07	1.74	0.54	2,539	1.21	20221102	MEDICAL INSTRUMENTS
Karyopharm Ther	6	KPTI	4.91	0.00	0.37	0.12	6	1.66	-0.41	3	0.88	0.47	-0.35	1.74	0.00	392	2.90	20221103	MEDICAL-DRUGS
Denali Theraptc	6	DNLI	27.46	0.00	0.37	0.12	6	1.37	0.04	3	0.88	0.44	-0.68	1.45	0.54	3,387	0.78	20221103	MEDICAL-BIOMED/GENETICS
Ultragenyx Phar	6	RARE	39.39	0.00	0.37	0.12	6	1.37	-0.04	3	0.88	0.42	-0.75	1.45	0.54	2,759	0.72	20221101	MEDICAL-BIOMED/GENETICS
Sorrento Therap	6	SRNE	1.59	0.00	0.37	2.60	6	-0.36	-0.56	8	0.80	-0.26	-0.02	-0.29	-0.48	715	2.50	20221104	MEDICAL-BIOMED/GENETICS
Lhc Group Inc	6	LHCG	165.93	0.00	0.35	0.05	6	1.09	-0.52	3	0.47	0.30	-0.25	1.16	0.00	5,149	0.55	20221102	MEDICAL SERVICES

Date: 10-26-2022

Stocks are grouped by SECTOR and sorted from most to least attractive based on integrated Polaris Score = iPSCORE (see "Report Headings" tab).

SECTOR CODES: 1-Energy, 2-Materials, 3-Industrials, 4-Consumer Discretionary, 5-Consumer Staples, 6-Healthcare

SECTOR CODES: 7-Financials, 8-Information Technology, 9-Communication Services, 10-Utilities, 11-Real Estate

COMPANY	SECTOR	TICKER	PRICE	YIELD	iPSCORE	Behavioral Preference Factor	ABSOLUTE-SCALE METRICS			RELATIVE-SCALE METRICS					MKT CAP \$millions	DAYS2TR	EPS REPORT DATE	INDUSTRY GROUP	
							ABS DCOORD	TECH OUTLK	FUNDA OUTLK	REL DCOORD	iPSCORE	VTCAVG	VSCORE	TSCORE					CSCORE
Rocket Pharmact	6	RCKT	17.11	0.00	0.35	0.31	6	-0.22	0.18	2	0.47	0.30	0.09	-0.14	0.95	1,126	1.27	20221102	MEDICAL-BIOMED/GENETICS
Chemed Corp	6	CHE	457.90	0.33	0.35	0.05	6	-1.37	0.07	3	0.47	0.15	-0.08	-1.30	0.54	6,825	0.70	20221031	MEDICAL-OUTPNT/HM CARE
Maravai Lfs Hld	6	MRVI	16.70	0.00	0.35	0.05	6	-0.07	-0.56	3	0.47	-0.03	-0.08	0.00	0.00	4,262	0.62	20221102	MEDICAL PRODUCTS
Pacira Pharmact	6	PCRX	52.64	0.00	0.35	0.05	6	-0.07	-0.52	3	0.47	-0.05	-0.16	0.00	0.00	2,392	1.28	20221103	MEDICAL-DRUGS
Myriad Genetics	6	MYGN	19.56	0.00	0.35	0.05	6	-0.07	-0.56	3	0.47	-0.07	-0.21	0.00	0.00	1,577	2.58	20221101	MEDICAL-BIOMED/GENETICS
Regenxbio Inc	6	RGNX	22.31	0.00	0.32	-1.01	6	1.66	-0.04	1	-0.35	0.79	0.07	1.74	0.54	964	2.85	20221101	MEDICAL-BIOMED/GENETICS
Atricure Inc	6	ATRC	38.79	0.00	0.32	-1.01	6	-0.36	0.04	1	-0.35	0.75	0.26	-0.29	0.54	1,801	2.03	20221101	MEDICAL PRODUCTS
Henry Schein In	6	HSIC	69.67	0.00	0.32	-1.01	6	1.67	-0.30	1	-0.35	0.63	0.14	1.75	0.00	9,483	0.43	20221101	MEDICAL/DENTAL-SUPPLIES
Apollo Medical	6	AMEH	33.67	0.00	0.32	-1.01	6	1.66	-0.30	1	-0.35	0.60	0.35	1.74	0.00	1,901	2.95	20221103	MEDICAL SERVICES
Syneos Health	6	SYNH	50.36	0.00	0.25	-1.03	6	1.37	-0.49	5	-2.06	0.39	0.18	1.45	-0.48	5,170	0.73	20221104	MEDICAL INFORMATION SYSTEMS
Alphatec Hldgs	6	ATEC	10.33	0.00	0.13	0.24	7	-1.09	1.52	2	0.47	0.25	0.01	-1.01	1.76	1,081	2.52	20221103	MEDICAL INSTRUMENTS
Vir Biotechnlgy	6	VIR	21.92	0.00	0.13	0.24	7	-1.66	2.08	2	0.47	0.19	0.12	-1.59	2.04	2,907	1.28	20221103	MEDICAL-BIOMED/GENETICS
Amerisourcebrgn	6	ABC	152.77	1.20	0.10	-1.08	7	-1.09	1.52	1	-0.35	0.86	0.08	-1.01	1.76	31,663	0.15	20221103	MEDICAL/DENTAL-SUPPLIES
Natera Inc	6	NTRA	45.31	0.00	-0.07	0.96	8	-0.51	1.11	4	1.04	0.02	-0.65	-0.43	1.43	4,393	0.51	20221103	MEDICAL SERVICES
Allogene Therps	6	ALLO	9.79	0.00	-0.07	-0.02	8	0.94	1.11	3	0.88	0.42	-1.18	1.01	1.43	1,408	1.50	20221103	MEDICAL-BIOMED/GENETICS
Siga Tech Inc	6	SIGA	9.19	0.00	-0.13	-1.15	8	0.94	1.15	1	-0.35	1.03	0.16	1.01	1.90	671	1.91	20221103	MEDICAL-DRUGS
1Life Healthcar	6	ONEM	17.10	0.00	-0.29	0.89	9	-0.51	0.11	4	1.04	-0.19	-0.67	-0.43	0.54	3,338	0.47	20221102	MEDICAL INFORMATION SYSTEMS
Deciphera Pharm	6	DCPH	16.62	0.00	-0.29	0.89	9	-0.22	-0.52	4	1.04	-0.40	-0.78	-0.14	0.00	1,111	2.43	20221101	MEDICAL-BIOMED/GENETICS
Ionis Pharmact	6	IONS	44.32	0.00	-0.29	0.89	9	-0.51	-0.52	4	1.04	-0.42	-0.81	-0.43	0.00	6,291	0.53	20221102	MEDICAL-DRUGS
Cytokinetcs Inc	6	CYTK	46.22	0.00	-0.30	1.08	9	-0.51	0.15	4	0.72	-0.51	-1.64	-0.43	0.54	4,351	0.46	20221103	MEDICAL-BIOMED/GENETICS
Bridgebio Pharm	6	BBIO	10.60	0.00	-0.30	1.08	9	-0.22	-0.45	4	0.72	-0.57	-1.27	-0.14	0.00	1,571	1.57	20221103	MEDICAL-GENERIC DRUGS
Select Medical	6	SEM	24.59	2.03	-0.31	0.10	9	-0.22	-0.04	2	0.47	0.09	0.18	-0.14	0.54	3,096	1.60	20221103	MEDICAL-HLTH MAINT ORG
Immunogen Inc	6	IMGN	6.05	0.00	-0.52	2.32	10	-0.22	-0.93	8	0.80	-0.27	-0.12	-0.14	-0.54	1,335	1.16	20221104	MEDICAL-DRUGS
Supernus Pharma	6	SUPN	34.26	0.00	-0.52	2.32	10	-0.22	-0.86	8	0.80	-0.29	-0.20	-0.14	-0.54	1,833	1.80	20221102	MEDICAL-GENERIC DRUGS
Biocryst Pharma	6	BCRX	13.67	0.00	-0.52	2.32	10	-0.65	-1.01	8	0.80	-0.42	-0.15	-0.58	-0.54	2,542	0.74	20221101	MEDICAL-DRUGS
Prothena Cp Plc	6	PRTA	60.35	0.00	-0.52	2.32	10	-0.22	-0.93	8	0.80	-0.45	-0.67	-0.14	-0.54	2,832	0.29	20221103	MEDICAL-BIOMED/GENETICS
Cardinal Health	6	CAH	73.72	2.69	-0.52	2.32	10	-0.22	-1.19	8	0.80	-0.48	-0.29	-0.14	-1.02	19,316	0.11	20221104	MEDICAL/DENTAL-SUPPLIES
Provention Bio	6	PRVB	6.68	0.00	-0.54	2.38	10	-0.22	-0.97	8	0.39	-0.71	-1.45	-0.14	-0.54	428	2.18	20221103	MEDICAL-BIOMED/GENETICS
Bionano Genomic	6	BNGO	2.34	0.00	-0.54	2.38	10	-0.65	-0.97	8	0.39	-0.72	-1.03	-0.58	-0.54	678	1.59	20221103	MEDICAL-BIOMED/GENETICS
Transmedics Grp	6	TMDX	47.51	0.00	-0.54	2.38	10	-0.22	-1.41	8	0.39	-0.89	-1.17	-0.14	-1.36	1,335	1.82	20221103	MEDICAL INSTRUMENTS
Exact Sciences	6	EXAS	33.38	0.00	-0.60	0.01	10	-0.36	-0.86	7	-1.00	0.28	-0.08	-0.29	-0.54	5,907	0.35	20221103	MEDICAL-BIOMED/GENETICS
Utd Therapeutic	6	UTHR	226.76	0.00	-0.60	0.01	10	1.52	-0.97	7	-1.00	0.23	-0.36	1.59	-0.54	10,321	0.38	20221102	MEDICAL-DRUGS
Fate Therapeutc	6	FATE	19.66	0.00	-0.60	0.01	10	1.37	-0.75	7	-1.00	0.19	-0.34	1.45	-0.54	1,907	1.08	20221103	MEDICAL-BIOMED/GENETICS
Lilly Eli & Co	6	LLY	351.31	1.12	-0.60	0.01	10	1.52	-0.86	7	-1.00	0.07	-0.86	1.59	-0.54	333,806	0.02	20221101	LARGE CAP PHARMA
Regeneron Pharm	6	REGN	747.33	0.00	-0.60	0.01	10	1.52	-1.38	7	-1.00	0.00	-0.23	1.59	-1.36	81,465	0.04	20221103	MEDICAL-BIOMED/GENETICS
Zoetis Inc	6	ZTS	152.30	0.85	-0.60	0.01	10	1.37	-1.27	7	-1.00	-0.06	-0.27	1.45	-1.36	71,298	0.09	20221103	MEDICAL-DRUGS
Canopy Growth	6	CGC	2.91	0.00	-0.60	0.47	10	-1.37	-0.93	6	-1.00	-0.23	0.16	-1.30	-0.54	1,398	0.56	20221104	MEDICAL PRODUCTS
Aurinia Pharma	6	AUPH	7.40	0.00	-0.60	0.01	10	-1.37	-1.01	7	-1.00	-0.24	-0.19	-1.30	-0.54	1,050	1.65	20221102	MEDICAL-DRUGS



Date: 10-26-2022

Stocks are grouped by SECTOR and sorted from most to least attractive based on integrated Polaris Score = iPSCORE (see "Report Headings" tab).

SECTOR CODES: 1-Energy, 2-Materials, 3-Industrials, 4-Consumer Discretionary, 5-Consumer Staples, 6-Healthcare

SECTOR CODES: 7-Financials, 8-Information Technology, 9-Communication Services, 10-Utilities, 11-Real Estate

COMPANY	SECTOR	TICKER	PRICE	YIELD	iPSCORE	Behavioral Preference Factor	ABSOLUTE-SCALE METRICS			RELATIVE-SCALE METRICS					MKT CAP \$millions	DAYS2TR	EPS REPORT DATE	INDUSTRY GROUP	
							ABS DCOORD	TECH OUTLK	FUNDA OUTLK	REL DCOORD	iPSCORE	VTCAVG	VSCORE	TSCORE					CSCORE
Cryoport Inc	6	CYRX	26.32	0.00	-0.60	0.01	10	-0.07	-1.01	7	-1.00	-0.24	-0.19	0.00	-0.54	1,276	2.11	20221103	TRANSPORTATION-SVCS
Omniceil Inc	6	OMCL	78.40	0.00	-0.60	0.47	10	-0.36	-0.86	6	-1.00	-0.27	0.03	-0.29	-0.54	3,472	0.71	20221102	MEDICAL INFORMATION SYSTEMS
Iovance Biothpt	6	IOVA	9.70	0.00	-0.60	0.01	10	-0.07	-0.89	7	-1.00	-0.30	-0.35	0.00	-0.54	1,525	1.24	20221103	MEDICAL-BIOMED/GENETICS
Arvinas Inc	6	ARVN	44.15	0.00	-0.60	0.01	10	-1.37	-0.93	7	-1.00	-0.31	-0.39	-1.30	-0.54	2,349	1.67	20221102	MEDICAL-BIOMED/GENETICS
10X Genomics	6	TXG	26.50	0.00	-0.60	0.01	10	-0.07	-1.01	7	-1.00	-0.37	-0.58	0.00	-0.54	2,990	0.85	20221102	MEDICAL INFORMATION SYSTEMS
Bio-Techne Cp	6	TECH	296.60	0.43	-0.60	0.01	10	-0.07	-1.27	7	-1.00	-0.43	-0.27	0.00	-1.02	11,633	0.26	20221101	MEDICAL-BIOMED/GENETICS
Schrodinger Inc	6	SDGR	22.68	0.00	-0.60	0.01	10	-0.07	-0.75	7	-1.00	-0.43	-0.75	0.00	-0.54	1,615	2.74	20221103	MEDICAL INFORMATION SYSTEMS
Inspire Med Sys	6	INSP	181.05	0.00	-0.60	0.01	10	-0.07	-0.97	7	-1.00	-0.45	-0.82	0.00	-0.54	5,004	0.49	20221101	MEDICAL INFORMATION SYSTEMS
Guardant Health	6	GH	46.71	0.00	-0.60	0.01	10	-0.07	-0.82	7	-1.00	-0.47	-0.86	0.00	-0.54	4,775	0.46	20221103	MEDICAL-BIOMED/GENETICS
Hologic Inc	6	HOLX	65.30	0.00	-0.62	-1.30	10	0.36	-0.82	5	-1.49	0.47	0.21	0.43	-0.54	16,302	0.22	20221031	MEDICAL INSTRUMENTS
Catalent Inc	6	CTLT	71.36	0.00	-0.64	-1.31	10	1.37	-0.93	5	-2.06	0.35	0.13	1.45	-0.54	12,837	0.22	20221101	MEDICAL-DRUGS
Envista Holding	6	NVST	33.67	0.00	-0.64	-1.31	10	1.37	-0.86	5	-2.06	0.32	0.05	1.45	-0.54	5,501	0.40	20221103	MEDICAL PRODUCTS
Sotera Health	6	SHC	7.09	0.00	-0.64	-1.31	10	1.37	-0.86	5	-2.06	0.32	0.05	1.45	-0.54	2,006	1.85	20221102	MEDICAL SERVICES
Steris Plc	6	STE	171.90	1.09	-0.64	-1.31	10	1.37	-0.86	5	-2.06	0.32	0.04	1.45	-0.54	17,193	0.23	20221101	MEDICAL INSTRUMENTS
Owens & Minor	6	OMI	16.75	0.01	-0.64	-1.31	10	1.37	-1.01	5	-2.06	0.30	0.39	1.45	-0.95	1,277	1.22	20221102	MEDICAL PRODUCTS
Dentsply Sirona	6	XRAY	30.31	1.65	-0.64	-1.31	10	1.37	-1.30	5	-2.06	0.27	0.39	1.45	-1.02	6,530	0.40	20221103	MEDICAL/DENTAL-SUPPLIES
Fresenius Med	6	FMS	14.18	3.47	-0.64	-1.31	10	-0.07	-0.97	5	-2.06	0.24	1.25	0.00	-0.54	8,310	1.25	20221101	MEDICAL INSTRUMENTS
Organon&Co	6	OGN	24.73	4.53	-0.64	-1.31	10	1.66	-1.38	5	-2.06	0.19	0.19	1.74	-1.36	6,290	0.49	20221103	MEDICAL SERVICES
Novavax Inc	6	NVAX	22.58	0.00	-0.64	-1.31	10	1.37	-1.45	5	-2.06	-0.05	0.02	1.45	-1.63	1,764	0.19	20221103	MEDICAL-BIOMED/GENETICS
Zimmer Biomet	6	ZBH	110.73	0.87	-0.74	0.75	11	-1.37	1.08	4	1.04	0.03	-0.04	-1.30	1.43	23,233	0.22	20221102	MEDICAL PRODUCTS
Mettler-Toledo	6	MTD	1230.89	0.00	-0.74	-0.23	11	0.36	1.11	3	0.88	0.42	-0.25	0.43	1.09	27,703	0.18	20221103	INSTRUMENTS-SCIENTIFIC
Quidel Corp	6	QDEL	82.50	0.00	-0.76	-0.04	11	-1.66	1.11	2	0.47	0.13	0.58	-1.59	1.43	5,524	0.48	20221102	MEDICAL PRODUCTS
Prestige Brands	6	PBH	53.03	0.00	-0.76	-0.04	11	-1.66	1.08	2	0.47	-0.03	0.09	-1.59	1.43	2,639	1.88	20221103	CONSUMER PROD-MISC DISCRECTN
Repligen	6	RGEN	177.12	0.00	-0.98	-0.37	12	0.94	-0.37	3	0.47	0.16	-0.53	1.01	0.00	9,829	0.21	20221101	MEDICAL-BIOMED/GENETICS
Agilon Health	6	AGL	20.82	0.00	-1.02	-1.43	12	0.94	-0.11	1	-0.35	0.57	0.15	1.01	0.54	8,468	0.72	20221103	MEDICAL SERVICES
Cutera Inc	6	CUTR	47.13	0.00	-1.21	2.17	13	-0.22	-1.01	8	0.39	-0.51	-0.55	-0.14	-0.54	923	2.17	20221103	LASERS-SYS/COMPONENTS
Karuna Therapct	6	KRTX	215.33	0.00	-1.21	2.17	13	-0.51	-0.86	8	0.39	-0.91	-1.76	-0.43	-0.54	6,450	0.32	20221103	MEDICAL-BIOMED/GENETICS
Amgen Inc	6	AMGN	259.99	2.98	-1.40	0.54	14	-1.09	-0.34	4	1.04	-0.37	-0.08	-1.01	0.00	139,077	0.04	20221103	MEDICAL-BIOMED/GENETICS
Madrigal Pharma	6	MDGL	70.88	0.00	-1.40	0.54	14	-1.37	-0.08	4	1.04	-0.48	-0.37	-1.30	0.54	1,212	1.17	20221103	MEDICAL-DRUGS
Bruker Corp	6	BRKR	60.79	0.33	-1.42	0.73	14	-1.66	-0.34	4	0.72	-0.58	-0.12	-1.59	0.00	9,005	0.48	20221103	INSTRUMENTS-SCIENTIFIC
Pacific Biosci	6	PACB	8.23	0.00	-1.42	0.73	14	-1.52	-0.41	4	0.72	-0.62	-0.40	-1.45	0.00	1,850	0.54	20221101	MEDICAL INSTRUMENTS
Beigene Ltd-Adr	6	BGNE	160.88	0.00	-1.43	-0.51	14	0.07	0.07	3	0.47	0.15	-0.25	0.14	0.54	16,683	0.54	20221103	MEDICAL-BIOMED/GENETICS
Charles Rvr Lab	6	CRL	219.12	0.00	-1.43	-0.25	14	-1.37	-0.49	2	0.47	-0.43	0.02	-1.30	0.00	11,145	0.21	20221102	MEDICAL SERVICES
Illumina Inc	6	ILMN	230.12	0.00	-1.43	2.10	14	-1.37	-0.56	8	0.39	-0.75	-0.47	-1.30	-0.48	36,152	0.05	20221103	MEDICAL-BIOMED/GENETICS
Waters Corp	6	WAT	296.81	0.00	-1.49	-0.27	14	0.36	-0.34	7	-1.00	-0.09	-0.23	0.43	-0.48	17,772	0.23	20221101	INSTRUMENTS-SCIENTIFIC
Moderna Inc	6	MRNA	136.57	0.00	-1.54	-1.59	14	0.07	-0.56	5	-2.06	0.16	0.81	0.14	-0.48	54,322	0.04	20221103	MEDICAL-BIOMED/GENETICS
Horizon Therps	6	HZNP	66.13	0.00	-1.54	-1.59	14	0.36	-0.52	5	-2.06	0.03	0.11	0.43	-0.48	15,235	0.15	20221102	MEDICAL-BIOMED/GENETICS
Penumbra Inc	6	PEN	175.52	0.00	-1.65	2.03	15	-0.51	-0.93	8	0.39	-0.61	-0.55	-0.43	-0.54	6,650	0.55	20221103	MEDICAL INSTRUMENTS

Date: 10-26-2022

Stocks are grouped by SECTOR and sorted from most to least attractive based on integrated Polaris Score = iPSCORE (see "Report Headings" tab).

SECTOR CODES: 1-Energy, 2-Materials, 3-Industrials, 4-Consumer Discretionary, 5-Consumer Staples, 6-Healthcare

SECTOR CODES: 7-Financials, 8-Information Technology, 9-Communication Services, 10-Utilities, 11-Real Estate

COMPANY	SECTOR	TICKER	PRICE	YIELD	iPSCORE	Behavioral Preference Factor	ABSOLUTE-SCALE METRICS			RELATIVE-SCALE METRICS					MKT CAP \$millions	DAYS2TR	EPS REPORT DATE	INDUSTRY GROUP	
							ABS DCOORD	TECH OUTLK	FUNDA OUTLK	REL DCOORD	iPSCORE	VTCAVG	VSCORE	TSCORE					CSCORE
Insulet Corp	6	PODD	238.03	0.00	-1.65	2.03	15	-0.51	-0.97	8	0.39	-0.67	-0.75	-0.43	-0.54	16,520	0.30	20221103	MEDICAL PRODUCTS
Crispr Therapct	6	CRSP	52.45	0.00	-1.65	2.03	15	-0.07	-0.82	8	0.39	-0.78	-1.07	0.00	-0.54	4,092	0.44	20221102	MEDICAL-BIOMED/GENETICS
Blueprint Med	6	BPMC	49.24	0.00	-1.65	2.03	15	-0.80	-1.41	8	0.39	-0.80	-0.65	-0.72	-1.02	2,933	0.64	20221101	MEDICAL-BIOMED/GENETICS
Arcutis Biother	6	ARQT	17.02	0.00	-1.65	2.03	15	-1.23	-0.89	8	0.39	-0.88	-0.52	-1.16	-0.95	878	2.02	20221103	MEDICAL-BIOMED/GENETICS
Irhythm Tech	6	IRTC	125.34	0.00	-1.71	-0.34	15	0.94	-0.97	7	-1.00	0.10	-0.18	1.01	-0.54	3,764	0.55	20221101	MEDICAL INFORMATION SYSTEMS
Teva Pharm Adr	6	TEVA	8.57	0.00	-1.71	0.12	15	-0.51	-0.71	6	-1.00	-0.34	0.26	-0.43	-0.54	9,518	0.34	20221103	MEDICAL-GENERIC DRUGS
Stryker Corp	6	SYK	224.62	1.24	-1.88	1.96	16	-1.37	-0.75	8	0.39	-0.66	-0.14	-1.30	-0.54	84,941	0.08	20221031	MEDICAL PRODUCTS
Tandem Diabetes	6	TNDM	55.78	0.00	-1.88	1.96	16	-1.37	-1.01	8	0.39	-0.67	-0.15	-1.30	-0.54	3,582	0.52	20221102	MEDICAL INSTRUMENTS
Dynavax Tech Cp	6	DVAX	11.34	0.00	-1.88	1.96	16	-1.37	-1.01	8	0.39	-0.70	-0.24	-1.30	-0.54	1,434	1.20	20221103	MEDICAL-BIOMED/GENETICS
Abiomed Inc	6	ABMD	264.29	0.00	-1.88	1.96	16	-1.37	-0.75	8	0.39	-0.76	-0.42	-1.30	-0.54	12,058	0.31	20221101	MEDICAL INSTRUMENTS
Inari Medical	6	NARI	75.36	0.00	-1.88	1.96	16	-1.52	-1.01	8	0.39	-1.17	-1.11	-1.45	-0.95	4,023	0.48	20221102	MEDICAL INSTRUMENTS
Kura Oncology	6	KURA	16.52	0.00	-1.94	-0.41	16	0.65	-0.93	7	-1.00	-0.07	-0.40	0.72	-0.54	1,105	1.39	20221103	MEDICAL-BIOMED/GENETICS
Doctor Reddys	6	RDY	53.55	0.59	-1.94	-0.41	16	0.07	-0.86	7	-1.00	-0.33	-0.19	0.14	-0.95	8,916	2.31	20221104	MEDICAL-GENERIC DRUGS
Idexx Labs Inc	6	IDXX	352.35	0.00	-1.94	-0.41	16	0.07	-0.89	7	-1.00	-0.35	-0.25	0.14	-0.95	29,334	0.15	20221101	MEDICAL INSTRUMENTS
Ironwood Pharma	6	IRWD	10.71	0.00	-1.94	0.05	16	-1.37	-0.93	6	-1.00	-0.46	0.48	-1.30	-0.54	1,641	1.15	20221103	MEDICAL-DRUGS
Novo-Nordisk As	6	NVO	108.17	0.75	-1.94	-0.41	16	0.22	-1.38	7	-1.00	-0.48	-0.72	0.29	-1.02	244,785	0.21	20221102	LARGE CAP PHARMA
Incyte Corp	6	INCY	72.42	0.00	-1.96	-0.02	16	-1.37	-1.34	6	-1.65	-0.68	0.30	-1.30	-1.02	16,108	0.23	20221101	MEDICAL-BIOMED/GENETICS
Glaxosmithkline	6	GSK	32.24	4.49	-1.98	-1.73	16	0.36	-0.93	5	-2.06	0.04	0.63	0.43	-0.95	65,566	0.13	20221102	MEDICAL-BIOMED/GENETICS
Pfizer Inc	6	PFE	45.59	3.51	-1.98	-1.73	16	0.36	-1.30	5	-2.06	-0.08	0.35	0.43	-1.02	255,867	0.03	20221101	LARGE CAP PHARMA
<b>Financials</b>																			
Ares Commercial	7	ACRE	11.78	11.20	1.51	1.76	1	-0.35	2.00	4	1.29	0.41	-0.88	-0.28	2.11	641	2.65	20221102	REIT-MORTGAGE TRUST
Cboe Global Mkt	7	CBOE	124.41	1.61	1.48	-0.07	1	1.49	2.00	3	0.52	0.68	-0.37	1.56	2.26	13,195	0.32	20221104	SECURITIES EXCHANGES
Nmi Holdings-A	7	NMIH	21.53	0.00	1.48	-0.07	1	-0.21	1.56	3	0.52	0.55	-0.31	-0.14	1.83	1,824	2.34	20221101	INSURANCE-PROP/CAS/TITLE
Unum Group	7	UNM	44.77	2.95	1.46	-0.77	1	-0.21	1.60	1	-0.01	0.69	0.06	-0.14	1.83	8,954	0.39	20221101	INSURANCE-ACC & HEALTH
Reinsurance Grp	7	RGA	143.11	2.24	1.45	-0.21	1	-0.21	1.60	3	-0.09	0.53	-0.09	-0.14	1.55	9,587	0.40	20221103	INSURANCE-LIFE
Mgic Invstmt Cp	7	MTG	13.16	3.04	1.45	-0.21	1	-0.07	1.56	3	-0.09	0.43	-0.76	0.00	1.83	3,993	0.50	20221102	INSURANCE-MULTI LINE
Invesco Mortgag	7	IVR	11.25	23.11	1.09	1.63	3	-0.35	1.15	4	1.29	0.42	-0.21	-0.28	1.48	372	1.59	20221102	REIT-MORTGAGE TRUST
Radian Grp Inc	7	RDN	20.30	3.94	1.09	1.63	3	-0.07	1.15	4	1.29	0.23	-0.74	0.00	1.48	3,281	0.77	20221102	INSURANCE-MULTI LINE
Owl Rock Capitl	7	ORCC	11.45	10.83	1.09	1.63	3	-0.35	1.15	4	1.29	0.09	-1.12	-0.28	1.48	4,509	0.85	20221102	FINANCE-MISC SERVICES
Natwest Group	7	NWG	5.59	3.06	1.03	-0.91	3	1.63	1.19	1	-0.01	1.15	0.30	1.70	1.48	27,049	1.91	20221104	BANKS-FOREIGN
Hannon Armstrng	7	HASI	24.18	6.20	1.03	-0.34	3	-0.07	1.08	3	-0.09	0.08	-1.36	0.00	1.48	2,102	0.94	20221103	REIT-MORTGAGE TRUST
Main Street Cap	7	MAIN	36.36	7.26	1.03	-0.34	3	1.63	1.11	3	-0.09	0.02	-1.53	1.70	1.48	2,654	1.65	20221103	FINANCE-SBIC & COMMRL
Rocket Cos Inc	7	RKT	6.83	0.00	0.45	0.99	6	-0.35	-0.56	2	1.29	0.01	0.12	-0.28	0.00	13,455	1.06	20221103	TECHNOLOGY SERVICES
Arbor Rlty Trst	7	ABR	13.07	11.94	0.45	0.99	6	-0.35	-0.37	2	1.29	-0.02	0.06	-0.28	0.00	2,226	0.76	20221104	REIT-MORTGAGE TRUST
Ready Capital	7	RC	11.64	14.43	0.45	1.43	6	-0.07	-0.34	4	1.29	-0.07	-0.10	0.00	0.00	1,332	1.30	20221103	REIT-MORTGAGE TRUST
Mercury Genl Cp	7	MCY	28.49	4.46	0.39	-1.11	6	1.35	-0.56	1	-0.01	0.60	0.49	1.42	0.00	1,578	2.40	20221101	INSURANCE-PROP/CAS/TITLE
Intercontntlexc	7	ICE	95.16	1.60	0.39	-0.54	6	1.35	0.18	3	-0.09	0.41	-0.60	1.42	0.56	53,143	0.09	20221103	SECURITIES EXCHANGES
Essent Group	7	ESNT	37.92	2.32	0.39	-0.54	6	-0.07	-0.30	3	-0.09	-0.11	-0.41	0.00	0.00	4,084	1.23	20221104	FINANCE-MRTG & REL SVC

Date: 10-26-2022

Stocks are grouped by SECTOR and sorted from most to least attractive based on integrated Polaris Score = iPSCORE (see "Report Headings" tab).

SECTOR CODES: 1-Energy, 2-Materials, 3-Industrials, 4-Consumer Discretionary, 5-Consumer Staples, 6-Healthcare

SECTOR CODES: 7-Financials, 8-Information Technology, 9-Communication Services, 10-Utilities, 11-Real Estate

COMPANY	SECTOR	TICKER	PRICE	YIELD	iPSCORE	Behavioral Preference Factor	ABSOLUTE-SCALE METRICS			RELATIVE-SCALE METRICS					MKT CAP \$millions	DAYS2TR	EPS REPORT DATE	INDUSTRY GROUP	
							ABS DCOORD	TECH OUTLK	FUNDA OUTLK	REL DCOORD	iPSCORE	VTCAVG	VSCORE	TSCORE					CSCORE
Intl Bancshares	7	IBOC	47.95	2.50	0.39	-0.54	6	-0.21	-0.26	3	-0.09	-0.22	-0.59	-0.14	0.00	2,985	2.03	20221103	BANKS-SOUTHWEST
Hamilton Lane	7	HLNE	59.83	2.67	0.38	1.85	6	-0.35	-0.49	8	-0.17	-0.84	-1.71	-0.28	-0.49	3,185	2.14	20221101	FINANCE-INVESTMENT MGMT
New York Mtg Tr	7	NYMT	2.62	15.27	0.38	1.85	6	-1.63	-0.56	8	-0.17	-0.84	-1.72	-1.56	-0.49	999	1.91	20221102	REIT-MORTGAGE TRUST
Atlas Corp	7	ATCO	14.92	3.35	0.36	-1.31	6	1.49	-0.30	1	-0.63	0.48	0.04	1.56	0.00	3,696	0.81	20221101	FINANCE-INVESTMENT MGMT
Artisan Ptnr Am	7	APAM	28.05	8.56	0.36	-1.31	6	-0.07	-0.08	1	-0.63	0.36	0.33	0.00	0.56	2,233	1.43	20221101	FINANCE-INVESTMENT MGMT
Kemper Corp	7	KMPR	44.91	2.76	0.36	-1.31	6	-0.07	-0.52	1	-0.63	0.18	0.38	0.00	0.00	2,868	2.39	20221102	INSURANCE-MULTI LINE
Markel Corp	7	MKL	1153.46	0.00	0.36	-1.31	6	-0.07	-0.41	1	-0.63	0.14	0.29	0.00	0.00	15,601	0.43	20221101	INSURANCE-PROP/CAS/TITLE
Genworth Finl	7	GNW	4.50	0.00	0.36	-1.31	6	-0.21	-0.26	1	-0.63	0.12	0.33	-0.14	0.00	2,267	1.59	20221101	INSURANCE-LIFE
Allstate Corp	7	ALL	124.65	2.73	0.36	-1.31	6	-0.07	-0.56	1	-0.63	0.10	0.17	0.00	0.00	33,692	0.08	20221102	INSURANCE-PROP/CAS/TITLE
Select Ins Grp	7	SIGI	93.13	1.20	0.36	-1.31	6	-0.21	-0.26	1	-0.63	0.06	0.16	-0.14	0.00	5,618	0.85	20221102	INSURANCE-PROP/CAS/TITLE
Fnf Group	7	FNF	38.09	4.62	0.36	0.96	6	-0.35	-0.52	6	-0.63	-0.17	0.14	-0.28	-0.49	10,525	0.41	20221101	INSURANCE-PROP/CAS/TITLE
Chimera Invest	7	CIM	6.42	14.33	0.33	-0.06	6	1.35	-0.56	7	-1.47	0.13	-0.31	1.42	-0.49	1,488	1.02	20221103	REIT-MORTGAGE TRUST
Kkr & Co Inc	7	KKR	47.27	1.31	0.33	-0.06	6	0.35	-0.49	7	-1.47	-0.06	-1.05	0.43	-0.49	40,644	0.14	20221101	FINANCE-INVESTMENT MGMT
Focus Finl Ptnr	7	FOCS	33.14	0.00	0.33	-0.44	6	-0.07	-0.49	5	-1.47	-0.14	0.00	0.00	-0.49	2,568	2.27	20221103	FINANCE-INVESTMENT MGMT
Moelis & Co	7	MC	38.48	6.24	0.31	0.00	6	-1.35	-0.56	7	-1.86	-0.33	-0.52	-1.28	-0.49	2,646	1.09	20221102	FINANCE-INVESTMENT BKRS
Banco Bilbao Vz	7	BBVA	5.21	3.62	0.23	0.92	7	-1.06	1.60	2	1.29	0.53	0.27	-0.99	1.83	33,275	2.40	20221104	BANKS-FOREIGN
Metlife Inc	7	MET	70.93	2.82	0.23	1.36	7	-1.06	1.56	4	1.29	0.35	-0.22	-0.99	1.83	57,681	0.08	20221102	INSURANCE-MULTI LINE
Aflac Inc	7	AFL	61.95	2.58	0.20	-0.48	7	0.64	1.56	3	0.52	0.64	-0.72	0.71	1.83	39,147	0.18	20221031	INSURANCE-ACC & HEALTH
Berkshire Hth-B	7	BRK.B	289.24	0.00	0.18	-1.18	7	0.35	1.60	1	-0.01	1.18	1.19	0.43	1.83	636,621	0.02	20221104	INSURANCE-PROP/CAS/TITLE
Palomar Holdngs	7	PLMR	81.67	0.00	-0.21	1.35	9	-0.50	-0.30	4	0.83	-0.98	-2.47	-0.43	0.00	2,062	1.59	20221102	INSURANCE-PROP/CAS/TITLE
Mfa Financial	7	MFA	9.64	18.26	-0.47	1.58	10	-0.35	-1.45	8	-0.17	-0.88	-0.42	-0.28	-1.90	981	1.02	20221103	REIT-MORTGAGE TRUST
Encore Cap Grp	7	ECPG	48.70	0.00	-0.53	-0.70	10	1.35	-0.93	5	-1.47	0.31	0.26	1.42	-0.56	1,163	2.26	20221102	FINANCE-CONSUMER LOANS
Trupanion Inc	7	TRUP	50.43	0.00	-0.53	-0.70	10	1.35	-1.01	5	-1.47	0.31	0.23	1.42	-0.56	2,055	0.77	20221103	INSURANCE-ACC & HEALTH
Franklin Resour	7	BEN	23.45	4.95	-0.53	-0.70	10	1.35	-1.38	5	-1.47	0.26	0.60	1.42	-1.06	11,686	0.36	20221101	FINANCE-INVESTMENT MGMT
Pra Group Inc	7	PRAA	31.92	0.00	-0.53	-0.70	10	1.35	-0.78	5	-1.47	0.25	0.07	1.42	-0.56	1,244	2.80	20221103	FINANCE-MISC SERVICES
Banco Itau -Adr	7	ITUB	5.50	0.63	-0.53	-0.33	10	-0.21	-0.78	7	-1.47	-0.23	-0.08	-0.14	-0.56	53,900	0.10	20221103	BANKS-FOREIGN
Assurant Inc	7	AIZ	152.74	1.78	-0.53	-0.70	10	-0.07	-1.30	5	-1.47	-0.24	0.29	0.00	-1.06	8,127	0.44	20221101	INSURANCE-MULTI LINE
Xp Inc-A	7	XP	17.76	0.00	-0.55	-0.27	10	1.35	-0.93	7	-1.86	-0.29	-1.40	1.42	-0.56	9,938	0.30	20221102	FINANCE-MISC SERVICES
Amer Finl Group	7	AFG	133.26	1.89	-0.62	0.65	11	-1.35	1.11	2	1.29	0.25	0.06	-1.28	1.48	11,349	0.57	20221102	INSURANCE-PROP/CAS/TITLE
Cno Finl Grp	7	CNO	20.78	2.69	-0.62	0.65	11	-1.35	0.67	2	1.29	0.24	0.46	-1.28	1.06	2,377	1.54	20221031	INSURANCE-MULTI LINE
Voya Financial	7	VOYA	67.53	1.18	-0.62	1.09	11	-1.06	1.11	4	1.29	0.05	-0.69	-0.99	1.48	6,900	0.31	20221101	INSURANCE-LIFE
Sixth St Spclty	7	TSLX	18.03	9.32	-0.62	1.09	11	0.07	1.11	4	1.29	-0.02	-0.48	0.14	1.48	1,460	2.91	20221101	FINANCE-MRTG & REL SVC
Hercules Cap	7	HTGC	14.18	9.87	-0.64	1.21	11	-1.35	1.11	4	0.83	-0.33	-1.32	-1.28	1.48	1,804	1.47	20221102	FINANCE-SBIC & COMMRL
Lincoln Natl-In	7	LNC	52.74	3.41	-1.26	0.45	14	0.35	-0.49	2	1.29	-0.18	0.36	0.43	0.00	8,978	0.28	20221102	INSURANCE-LIFE
Credicorp Ltd	7	BAP	137.79	2.90	-1.26	0.89	14	-1.49	0.11	4	1.29	-0.20	-0.04	-1.42	0.56	10,959	0.54	20221103	BANKS-FOREIGN
Hanover Insuran	7	THG	136.50	2.20	-1.28	1.01	14	-1.35	-0.49	4	0.83	-0.35	-0.10	-1.28	0.00	4,864	0.95	20221101	INSURANCE-PROP/CAS/TITLE
Enstar Group Lt	7	ESGR	195.55	0.00	-1.28	1.01	14	-1.35	-0.26	4	0.83	-0.38	-0.20	-1.28	0.00	3,528	2.79	20221103	INSURANCE-MULTI LINE
Cincinnati Finl	7	CINF	98.95	2.79	-1.28	1.01	14	-1.63	-0.52	4	0.83	-0.46	-0.21	-1.56	0.00	15,753	0.28	20221031	INSURANCE-PROP/CAS/TITLE



Date: 10-26-2022

Stocks are grouped by SECTOR and sorted from most to least attractive based on integrated Polaris Score = iPSCORE (see "Report Headings" tab).

SECTOR CODES: 1-Energy, 2-Materials, 3-Industrials, 4-Consumer Discretionary, 5-Consumer Staples, 6-Healthcare

SECTOR CODES: 7-Financials, 8-Information Technology, 9-Communication Services, 10-Utilities, 11-Real Estate

COMPANY	SECTOR	TICKER	PRICE	YIELD	iPSCORE	Behavioral Preference Factor	ABSOLUTE-SCALE METRICS			RELATIVE-SCALE METRICS					MKT CAP \$millions	DAYS2TR	EPS REPORT DATE	INDUSTRY GROUP	
							ABS DCOORD	TECH OUTLK	FUNDA OUTLK	REL DCOORD	iPSCORE	VTCAVG	VSCORE	TSCORE					CSCORE
Virtu Finl Inc	7	VIRT	22.52	4.26	-1.32	-1.08	14	1.35	-0.04	3	-0.09	0.03	-0.68	1.42	0.56	3,877	1.21	20221103	FINANCE-MISC SERVICES
Prudential Finl	7	PRU	101.40	4.73	-1.33	1.31	14	-1.35	-0.49	8	-0.17	-0.53	-0.12	-1.28	-0.49	37,721	0.13	20221101	INSURANCE-MULTI LINE
Bnp Paribas-Adr	7	BNPQY	23.69	6.90	-1.35	-1.84	14	0.35	-0.41	1	-0.63	0.24	0.23	0.43	0.00	58,483	1.64	20221104	BANKS-FOREIGN
Berkshire Hth-A	7	BRK.A	436400.0	0.00	-1.35	-1.84	14	0.07	-0.26	1	-0.63	0.22	0.40	0.14	0.00	640,348	0.02	20221104	INSURANCE-PROP/CAS/TITLE
Loews Corp	7	L	55.76	0.45	-1.35	-1.84	14	0.07	-0.26	1	-0.63	0.18	0.27	0.14	0.00	13,435	0.55	20221031	INSURANCE-MULTI LINE
Apollo Gbl Mgt	7	APO	54.31	2.95	-1.35	0.99	14	-1.35	-0.45	8	-0.78	-1.07	-1.60	-1.28	-0.49	31,010	0.19	20221102	FINANCE-INVESTMENT MGMT
Equitable Hldgs	7	EQH	29.36	2.72	-1.37	0.29	14	-1.35	-0.45	6	-1.16	-0.31	0.50	-1.28	-0.49	11,028	0.38	20221102	FINANCE-MISC SERVICES
Banco Bradesco	7	BBD	3.68	0.89	-1.56	0.36	15	-0.78	-0.86	6	-0.63	-0.02	0.94	-0.71	-0.56	39,223	0.18	20221103	BANKS-FOREIGN
Cna Finl Corp	7	CNA	40.79	3.92	-1.75	1.18	16	-1.35	-0.89	8	-0.17	-0.53	-0.04	-1.28	-0.56	11,067	1.83	20221031	INSURANCE-PROP/CAS/TITLE
Aercap Hldgs Nv	7	AER	51.31	0.00	-1.75	1.18	16	-1.49	-0.75	8	-0.17	-0.67	-0.32	-1.42	-0.56	12,591	0.60	20221103	FINANCE-LEASING COS
Amer Intl Grp	7	AIG	54.29	2.36	-1.80	0.16	16	-1.63	-0.93	6	-1.16	-0.33	0.72	-1.56	-0.56	41,283	0.09	20221101	INSURANCE-MULTI LINE
Renaissancere	7	RNR	142.94	1.04	-1.80	0.16	16	-1.35	-1.41	6	-1.16	-0.39	0.82	-1.28	-1.06	6,247	0.31	20221101	INSURANCE-PROP/CAS/TITLE
Credit Suisse	7	CS	4.84	0.89	-1.80	0.16	16	-0.35	-1.45	6	-1.16	-0.73	0.47	-0.28	-1.41	12,830	0.23	20221103	BANKS-FOREIGN
Ing Groep-Adr	7	ING	9.84	2.99	-1.81	-1.11	16	0.35	-1.34	5	-1.47	-0.15	0.23	0.43	-1.06	38,383	0.54	20221103	BANKS-FOREIGN
<b>Info Technology</b>																			
Commscope Hldg	8	COMM	13.10	0.00	1.68	0.54	1	-0.21	2.04	2	1.93	1.18	2.23	-0.14	1.71	2,727	0.71	20221103	COMM INFRASTRUCTURE
Cyber-Ark Sftwr	8	CYBR	156.19	0.00	1.67	1.35	1	-0.21	1.56	4	1.76	-0.18	-1.01	-0.14	1.40	6,359	0.38	20221103	IT SERVICES
Belden Inc	8	BDC	68.01	0.29	1.66	0.54	1	-0.21	2.04	2	1.50	0.85	1.41	-0.14	1.71	2,960	1.66	20221102	WIRE & CABLE PRODUCTS
Lattice Semicon	8	LSCC	51.53	0.00	1.62	-0.28	1	1.59	2.04	3	0.56	0.66	-0.89	1.66	1.71	7,076	0.37	20221031	ELEC-SEMICONDUCTORS
Rapid7 Inc	8	RPD	45.03	0.00	1.60	-0.93	1	1.32	2.00	1	0.05	1.37	1.17	1.39	1.71	2,624	0.82	20221102	INTERNET SOFTWARE
Skyworks Solutn	8	SWKS	86.68	2.86	1.60	-0.93	1	1.59	1.52	1	0.05	1.20	0.61	1.66	1.40	13,907	0.13	20221103	SEMI-RADIO FREQ
Qualcomm Inc	8	QCOM	119.17	2.52	1.60	-0.93	1	1.59	2.00	1	0.05	1.18	0.42	1.66	1.71	133,828	0.03	20221102	WIRELESS EQUIPMENT
Super Micro Com	8	SMCI	67.04	0.00	1.57	-1.21	1	1.46	1.63	1	-0.64	0.95	0.14	1.53	1.40	3,509	0.69	20221101	COMPUTER-STORAGE DEVICES
Vontier Corp	8	VNT	19.11	0.52	1.57	-1.21	1	-0.07	2.00	1	-0.64	0.58	0.60	0.00	1.71	3,018	0.88	20221103	TECHNOLOGY SERVICES
Bill.Com Holdng	8	BILL	133.80	0.00	1.56	-0.56	1	-0.07	1.63	3	-0.81	-0.43	-1.78	0.00	1.40	14,028	0.10	20221103	INTERNET SOFTWARE
Epam Systems	8	EPAM	348.13	0.00	1.44	1.29	2	-1.18	1.60	4	1.76	-0.18	-0.30	-1.11	1.40	19,971	0.19	20221103	IT SERVICES
Harmonic Inc	8	HLIT	15.49	0.00	1.21	1.24	3	-0.21	1.19	4	1.76	-0.10	-0.61	-0.14	1.01	1,619	0.74	20221031	COMMUNICATIONS COMPONENTS
Fastly Inc	8	FSLY	8.77	0.00	1.18	0.42	3	1.32	1.11	2	0.99	0.29	0.51	1.39	1.01	1,070	1.01	20221102	INTERNET SOFTWARE
Paypal Holdings	8	PYPL	89.24	0.00	1.18	0.42	3	-0.35	1.15	2	0.99	0.21	0.30	-0.28	1.01	103,204	0.02	20221103	INTERNET SOFTWARE
Mercadolibre In	8	MELI	862.97	0.00	1.18	0.42	3	-0.35	1.11	2	0.99	0.20	0.47	-0.28	0.62	43,440	0.04	20221103	ELECTRONIC COMMERCE
Gartner Inc -A	8	IT	298.93	0.00	1.18	0.42	3	-0.21	0.70	2	0.99	0.17	0.52	-0.14	0.08	23,644	0.20	20221101	CONSULTING
Verra Mobility	8	VRRM	16.74	0.00	1.16	-0.39	3	1.46	1.11	3	0.56	0.78	-0.11	1.53	1.01	2,564	1.15	20221102	PROTECTION-SFTY EQ & SVC
Rambus Inc	8	RMBS	29.23	0.00	1.14	-0.56	3	1.46	1.15	3	-0.12	0.37	-1.12	1.53	1.01	3,231	1.18	20221031	ELEC-SEMICONDUCTORS
Silicon Motion	8	SIMO	53.20	3.74	1.11	-1.32	3	1.32	1.19	1	-0.64	1.04	0.69	1.39	1.01	1,758	1.19	20221101	ELEC-SEMICONDUCTORS
Cirrus Logic	8	CRUS	68.34	0.00	1.11	-1.32	3	1.32	1.11	1	-0.64	0.85	0.21	1.39	1.01	3,823	0.73	20221101	ELEC-SEMICONDUCTORS
Sabre Corp	8	SABR	5.60	0.00	1.11	-1.32	3	-0.07	1.19	1	-0.64	0.79	1.47	0.00	1.01	1,838	0.80	20221102	INTERNET SOFTWARE/SVCS
Arista Networks	8	ANET	112.63	0.00	0.97	1.33	4	-0.76	2.04	4	1.33	-0.34	-1.00	-0.69	1.71	34,271	0.10	20221031	COMMUNICATIONS COMPONENTS
Axcelis Tech	8	ACLS	57.87	0.00	0.91	-0.62	4	1.59	1.52	3	-0.12	0.37	-0.61	1.66	1.09	1,912	1.02	20221102	ELECTRONICS-MANUFACTURING MACH

Date: 10-26-2022

Stocks are grouped by SECTOR and sorted from most to least attractive based on integrated Polaris Score = iPSCORE (see "Report Headings" tab).

SECTOR CODES: 1-Energy, 2-Materials, 3-Industrials, 4-Consumer Discretionary, 5-Consumer Staples, 6-Healthcare

SECTOR CODES: 7-Financials, 8-Information Technology, 9-Communication Services, 10-Utilities, 11-Real Estate

COMPANY	SECTOR	TICKER	PRICE	YIELD	iPSCORE	Behavioral Preference Factor	ABSOLUTE-SCALE METRICS			RELATIVE-SCALE METRICS					MKT CAP \$millions	DAYS2TR	EPS REPORT DATE	INDUSTRY GROUP	
							ABS DCOORD	TECH OUTLK	FUNDA OUTLK	REL DCOORD	iPSCORE	VTCAVG	VSCORE	TSCORE					CSCORE
Paycom Software	8	PAYC	337.16	0.00	0.74	1.28	5	-0.49	1.11	4	1.33	-0.32	-0.89	-0.42	1.01	20,238	0.20	20221101	INTERNET SOFTWARE
Paylocity Hldg	8	PCTY	226.95	0.00	0.74	1.28	5	-0.49	1.19	4	1.33	-0.35	-0.97	-0.42	1.01	12,635	0.20	20221103	INTERNET SOFTWARE
On Semicon Corp	8	ON	66.59	0.00	0.68	-0.68	5	1.46	1.11	3	-0.12	0.34	-0.91	1.53	1.01	28,849	0.06	20221031	SEMI-ANALOG & MIXED
Qualys Inc	8	QLYS	139.07	0.00	0.68	-0.68	5	1.18	1.15	3	-0.12	0.12	-1.48	1.25	1.01	5,335	0.46	20221102	SECURITY
Rogers Corp	8	ROG	237.47	0.00	0.51	1.22	6	1.32	0.07	4	1.33	-0.44	-0.82	1.39	0.00	4,467	0.65	20221101	ELEC-MISC COMPONENTS
A10 Networks	8	ATEN	16.46	1.22	0.51	1.22	6	-0.21	0.07	4	1.33	-0.67	-1.53	-0.14	0.00	1,254	2.98	20221101	COMM NETWORK SOFTWARE
Ubiquiti Inc	8	UI	337.13	0.71	0.51	1.22	6	-0.21	0.07	4	1.33	-0.72	-1.66	-0.14	0.00	20,372	1.59	20221104	WIRELESS EQUIPMENT
Paycor Hcm Inc	8	PYCR	30.84	0.00	0.51	1.22	6	-0.21	0.07	4	1.33	-0.92	-2.16	-0.14	0.00	5,417	1.67	20221102	INTERNET SOFTWARE
Hubspot Inc	8	HUBS	290.58	0.00	0.50	2.13	6	-0.35	-0.56	8	0.90	-0.32	-0.20	-0.28	-0.62	13,953	0.13	20221102	INTERNET SOFTWARE
Blackline Inc	8	BL	56.63	0.00	0.45	0.61	6	-0.07	-0.41	7	-0.12	-0.19	-0.17	0.00	-0.62	3,377	0.86	20221103	INTERNET SOFTWARE
Kyndryl Holdngs	8	KD	9.61	0.00	0.45	0.94	6	-0.35	0.07	6	-0.12	-0.25	0.20	-0.28	-1.09	2,179	1.05	20221102	TECHNOLOGY SERVICES
Synaptics Inc	8	SYNA	92.99	0.00	0.43	-1.49	6	1.32	0.07	1	-0.64	0.60	0.09	1.39	0.00	3,719	0.45	20221103	ELEC-SEMICONDUCTORS
Datadog Inc	8	DDOG	88.75	0.00	0.43	0.55	6	1.32	-0.52	7	-0.81	-0.31	-1.86	1.39	-0.62	28,085	0.07	20221103	INTERNET SOFTWARE
Power Integratio	8	POWI	66.73	1.08	0.43	0.55	6	-0.07	-0.52	7	-0.81	-0.51	-0.96	0.00	-0.62	3,891	1.10	20221102	SEMI-POWER
Cloudflare Inc	8	NET	57.55	0.00	0.43	-0.85	6	-0.07	-0.08	3	-0.81	-0.79	-1.98	0.00	0.00	18,775	0.10	20221103	INTERNET SOFTWARE
Fidelity Nat In	8	FIS	79.95	2.35	0.41	-0.85	6	1.32	-0.49	5	-1.15	0.93	1.49	1.39	-1.17	48,608	0.07	20221103	FINANCIAL TRANSACTION SERVICES
Q2 Holdings Inc	8	QTWO	30.76	0.00	0.41	-0.85	6	1.59	-0.56	5	-1.15	0.80	0.62	1.66	-0.62	1,763	1.43	20221102	BUSINESS SOFTWARE SVCS/BPO
Zebra Tech Cl A	8	ZBRA	274.58	0.00	0.41	-0.85	6	1.32	-0.52	5	-1.15	0.77	0.84	1.39	-0.62	14,220	0.25	20221101	MACHINERY-THERMAL PROC
Ipg Photonics	8	IPGP	87.62	0.00	0.41	-0.85	6	1.59	-0.30	5	-1.15	0.74	0.47	1.66	-0.62	4,399	0.93	20221101	LASERS-SYS/COMPONENTS
Cognizant Tech	8	CTSH	61.48	1.76	0.41	-0.85	6	1.59	-0.30	5	-1.15	0.71	0.41	1.66	-0.62	31,833	0.10	20221102	BUSINESS SOFTWARE SVCS/BPO
Western Union	8	WU	13.92	6.75	0.41	-0.85	6	-0.07	-0.52	5	-1.15	0.69	2.32	0.00	-1.17	5,370	0.35	20221101	FINANCIAL TRANSACTION SERVICES
Ptc Inc	8	PTC	115.36	0.00	0.41	-0.85	6	1.46	-0.34	5	-1.15	0.69	0.49	1.53	-0.62	13,551	0.38	20221102	COMPUTER-SOFTWARE
Te Connect-Ltd	8	TEL	117.27	1.91	0.41	-0.85	6	1.59	-0.34	5	-1.15	0.60	0.42	1.66	-0.62	37,508	0.15	20221102	ELEC-MISC COMPONENTS
Mks Instruments	8	MKSI	81.92	1.07	0.41	-0.85	6	1.32	-0.52	5	-1.15	0.43	0.25	1.39	-1.17	4,566	0.48	20221102	ELECTRONICS-MANUFACTURING MACH
Liveramp Hldgs	8	RAMP	18.30	0.00	0.39	-0.75	6	1.32	-0.56	5	-1.67	0.35	0.05	1.39	-1.17	1,229	2.28	20221101	TECHNOLOGY SERVICES
Global Payments	8	GPN	118.18	0.85	0.39	-0.75	6	-1.32	-0.41	5	-1.67	0.22	1.14	-1.25	-1.17	32,755	0.12	20221031	FINANCIAL TRANSACTION SERVICES
Trimble Inc	8	TRMB	58.15	0.00	0.39	-0.75	6	-0.07	-0.34	5	-1.67	0.19	0.78	0.00	-0.62	14,401	0.32	20221102	ELEC PRODUCTS-MISC
Square Inc	8	SQ	59.66	0.00	0.39	-0.75	6	-0.07	-0.56	5	-1.67	0.06	0.74	0.00	-1.17	34,606	0.03	20221103	TECHNOLOGY SERVICES
Atlassian Cp-A	8	TEAM	210.59	0.00	0.39	-0.75	6	1.59	-0.56	5	-1.67	-0.11	0.03	1.66	-0.62	53,685	0.09	20221103	INTERNET SOFTWARE
Insight Entrprs	8	NSIT	91.90	0.00	0.30	1.01	7	-1.32	2.04	4	1.76	-0.17	-0.01	-1.25	1.71	3,225	1.11	20221103	RETAIL-MAIL ORDER & DIRECT
Blackbaud Inc	8	BLKB	52.70	0.00	0.27	0.19	7	-1.32	1.60	2	0.99	0.26	1.22	-1.25	1.40	2,795	1.11	20221101	COMPUTER-SOFTWARE
Cdw Corp	8	CDW	168.56	1.19	0.27	0.19	7	-0.07	1.56	2	0.99	0.23	1.15	0.00	1.40	22,775	0.22	20221102	IT SERVICES
Godaddy Inc-A	8	GDDY	79.65	0.00	0.20	-1.55	7	0.62	1.56	1	-0.64	1.03	1.17	0.69	1.40	12,480	0.40	20221103	INTERNET SERVICES - DELIVERY
Fortinet Inc	8	FTNT	55.92	0.00	0.20	-0.91	7	0.07	1.60	3	-0.81	-0.28	-1.54	0.14	1.40	44,094	0.09	20221102	SECURITY
Broadridge Finl	8	BR	144.39	2.01	0.05	0.13	8	-0.76	1.11	2	0.99	0.35	1.07	-0.69	1.01	16,987	0.26	20221102	OUTSOURCING
Motorola Solutn	8	MSI	239.68	1.32	-0.41	1.90	10	-0.21	-0.75	8	0.90	-0.33	-0.06	-0.14	-1.24	40,098	0.15	20221103	WIRELESS EQUIPMENT
Univl Display	8	OLED	98.41	1.22	-0.41	1.90	10	1.32	-0.93	8	0.90	-0.54	-0.22	1.39	-1.71	4,648	0.68	20221103	ELEC-MISC COMPONENTS
Clearfield Inc	8	CLFD	118.60	0.00	-0.44	1.73	10	-0.21	-0.82	8	0.30	-1.01	-1.76	-0.14	-1.24	1,634	0.94	20221103	WIRELESS EQUIPMENT

Date: 10-26-2022

Stocks are grouped by SECTOR and sorted from most to least attractive based on integrated Polaris Score = iPSCORE (see "Report Headings" tab).

SECTOR CODES: 1-Energy, 2-Materials, 3-Industrials, 4-Consumer Discretionary, 5-Consumer Staples, 6-Healthcare

SECTOR CODES: 7-Financials, 8-Information Technology, 9-Communication Services, 10-Utilities, 11-Real Estate

COMPANY	SECTOR	TICKER	PRICE	YIELD	iPSCORE	Behavioral Preference Factor	ABSOLUTE-SCALE METRICS			RELATIVE-SCALE METRICS					MKT CAP \$millions	DAYS2TR	EPS REPORT DATE	INDUSTRY GROUP	
							ABS DCOORD	TECH OUTLK	FUNDA OUTLK	REL DCOORD	iPSCORE	VTCAVG	VSCORE	TSCORE					CSCORE
Sitime Corp	8	SITM	86.40	0.00	-0.46	0.38	10	1.32	-0.97	7	-0.12	0.26	-0.13	1.39	-1.24	1,839	0.84	20221102	ELEC PRODUCTS-MISC
Ansys Inc	8	ANSS	219.50	0.00	-0.46	0.38	10	1.32	-0.78	7	-0.12	0.18	-0.33	1.39	-1.24	19,112	0.15	20221102	COMPUTER-SOFTWARE
Nova Ltd	8	NVMI	74.75	0.00	-0.46	0.38	10	1.59	-1.01	7	-0.12	0.15	-0.25	1.66	-2.10	2,144	1.71	20221103	ELEC-SEMICONDUCTORS
Altair Engineer	8	ALTR	47.40	0.00	-0.46	0.38	10	1.32	-1.01	7	-0.12	-0.02	-0.83	1.39	-1.24	3,789	1.35	20221103	ENGINEERING/R&D SVCS
Digital Turbine	8	APPS	15.10	0.00	-0.46	0.71	10	-0.35	-1.01	6	-0.12	-0.16	0.73	-0.28	-1.71	1,493	0.64	20221101	INTERNET SOFTWARE
Bigcommerce Hld	8	BIGC	14.66	0.00	-0.48	0.32	10	-0.07	-0.82	7	-0.81	-0.28	-0.08	0.00	-1.24	1,076	2.28	20221103	ELECTRONIC COMMERCE
Dynatrace Hldgs	8	DT	35.26	0.00	-0.48	0.32	10	-0.07	-0.82	7	-0.81	-0.70	-1.13	0.00	-1.24	10,132	0.32	20221102	IT SERVICES
Sprout Social	8	SPT	58.86	0.00	-0.48	0.32	10	-0.07	-1.01	7	-0.81	-0.84	-1.47	0.00	-1.24	3,204	0.87	20221103	INTERNET SERVICES
Nxp Semiconduct	8	NXPI	148.74	2.27	-0.50	-1.08	10	1.59	-0.86	5	-1.15	1.05	1.56	1.66	-1.24	39,059	0.07	20221031	SEMI-ANALOG & MIXED
Littelfuse Inc	8	LFUS	215.40	1.11	-0.50	-1.08	10	1.32	-0.93	5	-1.15	0.72	1.02	1.39	-1.24	5,332	1.20	20221101	ELEC-MISC COMPONENTS
Qorvo Inc	8	QRVO	86.04	0.00	-0.50	-1.08	10	1.59	-0.97	5	-1.15	0.59	0.70	1.66	-1.24	8,880	0.22	20221102	SEMI-RADIO FREQ
Evo Payments	8	EVOP	33.37	0.00	-0.50	-1.08	10	1.18	-0.97	5	-1.15	0.49	0.30	1.25	-1.24	1,727	1.32	20221102	FINANCIAL TRANSACTION SERVICES
Ma-Com Tech Sol	8	MTSI	57.46	0.00	-0.50	-1.08	10	1.04	-0.97	5	-1.15	0.42	0.27	1.11	-0.70	4,022	1.03	20221103	SEMI-ANALOG & MIXED
Entegris Inc	8	ENTG	79.74	0.50	-0.52	-0.98	10	1.59	-1.38	5	-1.67	0.38	0.36	1.66	-2.18	11,878	0.19	20221102	ELECTRONICS-MANUFACTURING MACH
Fleetcor Tech	8	FLT	177.99	0.00	-0.52	-0.98	10	-0.07	-0.78	5	-1.67	0.36	1.52	0.00	-1.24	13,352	0.18	20221102	FINANCIAL TRANSACTION SERVICES
Adv Micro Dev	8	AMD	61.47	0.00	-0.52	-0.98	10	1.59	-1.01	5	-1.67	0.30	0.12	1.66	-2.10	99,232	0.00	20221101	ELEC-SEMICONDUCTORS
Workiva Inc	8	WK	76.89	0.00	-0.62	0.93	11	-1.32	1.15	4	1.33	-0.46	-0.40	-1.25	1.01	4,004	0.65	20221102	INTERNET SOFTWARE
Commvault Systm	8	CVLT	60.61	0.00	-0.62	0.93	11	-1.04	1.08	4	1.33	-0.52	-0.54	-0.97	1.01	2,716	1.42	20221101	COMPUTER-SOFTWARE
Ceridian Hcm	8	CDAY	63.46	0.00	-0.62	0.93	11	-1.04	1.19	4	1.33	-0.69	-0.83	-0.97	1.01	9,713	0.34	20221102	INTERNET SOFTWARE
Procore Tech	8	PCOR	54.70	0.00	-0.62	0.93	11	-1.32	1.15	4	1.33	-0.82	-1.58	-1.25	1.01	7,415	0.51	20221102	TECHNOLOGY SERVICES
Amkor Tech Inc	8	AMKR	20.08	1.00	-0.64	-0.04	11	-1.04	1.15	2	0.99	-0.18	0.03	-0.97	1.01	4,916	1.48	20221031	ELEC-SEMICONDUCTORS
Lightspeed Cmrc	8	LSPD	18.52	0.00	-0.66	-0.05	11	-1.32	1.15	2	0.39	-0.27	0.09	-1.25	1.01	2,758	1.29	20221103	TECHNOLOGY SERVICES
Momentive Gbl	8	MNTV	8.02	0.00	-0.66	-0.05	11	-1.59	1.15	2	0.39	-0.36	0.14	-1.53	1.01	1,203	1.19	20221103	IT SERVICES
Viavi Solutions	8	VIAV	14.87	0.00	-0.68	-1.02	11	0.62	1.19	3	-0.12	0.40	-0.22	0.69	1.01	3,367	1.32	20221103	COMMUNICATIONS COMPONENTS
Vishay Intertec	8	VSH	20.71	1.93	-0.70	-1.78	11	0.62	1.11	1	-0.64	0.58	0.23	0.69	1.01	2,957	1.07	20221102	SEMI-DISCRETES
Alteryx Lic-A	8	AYX	48.54	0.00	-0.87	1.79	12	-0.76	-0.49	8	0.90	-0.60	-0.21	-0.69	-1.17	3,325	0.67	20221101	INTERNET SOFTWARE
Black Knight	8	BKI	64.05	0.00	-0.93	-1.84	12	0.49	0.15	1	-0.64	0.61	0.98	0.55	0.00	9,993	0.46	20221103	BUSINESS INFORMATION SERVICES
Adv Energy Inds	8	AEIS	75.89	0.53	-0.94	0.48	12	-0.76	-0.49	6	-0.81	-0.29	0.28	-0.69	-0.62	2,835	1.67	20221101	SEMI-EQPT WAFER FAB
Switch Inc-A	8	SWCH	33.90	0.62	-1.17	0.15	13	1.46	-0.97	7	-0.81	-0.56	-2.05	1.53	-1.24	8,293	0.34	20221103	TECHNOLOGY SERVICES
Jfrog Ltd	8	FROG	26.35	0.00	-1.31	0.76	14	-1.04	0.15	4	1.33	-0.91	-1.29	-0.97	0.00	2,567	1.23	20221102	INTERNET SOFTWARE
Dropbox Inc-A	8	DBX	22.12	0.00	-1.34	-0.22	14	-1.32	0.04	2	0.39	-0.47	0.08	-1.25	0.00	8,308	0.44	20221103	INTERNET SERVICES
Varonis Systems	8	VRNS	27.31	0.00	-1.34	-0.22	14	-0.07	-0.08	2	0.39	-0.49	0.05	0.00	0.00	3,001	1.05	20221031	SECURITY
Appian Corp	8	APPN	47.87	0.00	-1.35	1.50	14	-1.32	-0.49	8	0.30	-0.93	-0.76	-1.25	-0.62	3,468	1.46	20221103	INTERNET SOFTWARE
Itron Inc	8	ITRI	47.56	0.00	-1.39	0.36	14	-1.32	-0.52	6	-0.81	-0.30	0.83	-1.25	-0.62	2,147	1.82	20221103	ELEC TEST EQUIPMENT
Twilio Inc-A	8	TWLO	76.61	0.00	-1.39	0.36	14	-1.59	-0.52	6	-0.81	-0.59	0.38	-1.53	-0.62	13,918	0.10	20221103	INTERNET SOFTWARE
Aci Worldwide	8	ACIW	23.61	0.00	-1.41	-1.31	14	0.07	0.07	5	-1.15	0.48	1.34	0.14	-0.54	2,693	1.36	20221102	COMPUTER-SOFTWARE
Alarm.Com Hldgs	8	ALRM	65.65	0.00	-1.66	-1.26	15	0.90	-0.89	5	-1.67	0.23	0.20	0.97	-1.24	3,265	1.86	20221103	PROTECTION-SFTY EQ & SVC
Cognex Corp	8	CGNX	45.99	0.57	-1.80	1.39	16	-1.59	-1.45	8	0.30	-1.23	-0.64	-1.53	-1.79	7,975	0.79	20221103	ELEC TEST EQUIPMENT



Date: 10-26-2022

Stocks are grouped by SECTOR and sorted from most to least attractive based on integrated Polaris Score = iPScore (see "Report Headings" tab).

SECTOR CODES: 1-Energy, 2-Materials, 3-Industrials, 4-Consumer Discretionary, 5-Consumer Staples, 6-Healthcare

SECTOR CODES: 7-Financials, 8-Information Technology, 9-Communication Services, 10-Utilities, 11-Real Estate

COMPANY	SECTOR	TICKER	PRICE	YIELD	iPScore	Behavioral Preference Factor	ABSOLUTE-SCALE METRICS			RELATIVE-SCALE METRICS					MKT CAP \$millions	DAYS2TR	EPS REPORT DATE	INDUSTRY GROUP	
							ABS DCOORD	TECH OUTLK	FUNDA OUTLK	REL DCOORD	iPScore	VTCAVG	VSCORE	TSCORE					CSCORE
Microstrategy	8	MSTR	268.69	0.00	-1.80	1.39	16	0.07	-0.97	8	0.30	-1.41	-1.36	0.14	-1.24	3,036	0.22	20221101	COMPUTER-SOFTWARE
Csg Sys Intl	8	CSGS	63.11	1.68	-1.82	0.04	16	0.62	-0.89	7	-0.12	-0.07	-0.26	0.69	-1.24	2,025	2.77	20221102	COMPUTER-SERVICES
Infinera Corp	8	INFN	5.49	0.00	-1.82	0.04	16	-1.32	-1.01	7	-0.12	-0.10	-0.06	-1.25	-1.24	1,191	2.26	20221102	COMPUTER-NETWORKS
Dxc Technology	8	DXC	28.98	0.00	-1.82	0.36	16	-1.32	-1.38	6	-0.12	-0.21	1.64	-1.25	-1.79	6,662	0.27	20221103	IT SERVICES
Evertec Inc	8	EVTC	34.27	0.58	-1.85	0.25	16	-1.32	-0.82	6	-0.81	-0.26	1.24	-1.25	-1.24	2,288	1.96	20221102	FINANCIAL TRANSACTION SERVICES
Microchip Tech	8	MCHP	64.48	1.87	-1.85	0.25	16	1.59	-0.75	6	-0.81	-0.34	1.03	1.66	-1.24	35,624	0.08	20221103	SEMI-ANALOG & MIXED
Arrow Electroni	8	ARW	100.07	0.00	-1.88	-1.32	16	1.32	-0.93	5	-1.67	0.24	1.07	1.39	-1.24	6,422	0.44	20221103	ELECTRONIC PARTS DISTRIB
Interdigitl Inc	8	IDCC	49.46	2.83	-1.88	-1.32	16	0.35	-0.75	5	-1.67	0.14	0.29	0.42	-0.70	1,467	1.68	20221103	WIRELESS EQUIPMENT
<b>Communication Svcs</b>																			
Globalstar Inc	9	GSAT	1.81	0.00	2.03	0.06	1	0.97	1.60	3	0.02	-0.16	-1.91	0.90	2.61	3,260	2.97	20221103	SATELLITE COMMUNICATION
Live Nation Ent	9	LYV	81.71	0.00	1.99	-1.14	1	1.48	2.04	1	-1.38	0.96	0.00	1.42	2.92	18,791	0.22	20221103	LEISURE & RECREATION SVCS
World Wrestling	9	WWE	77.90	0.62	1.60	1.32	3	-0.19	1.15	4	1.42	0.01	-0.28	-0.26	2.23	5,795	0.37	20221103	MOVIE/TV PRODUCTION/DISTRIB
Liberty Media-C	9	FWONK	59.01	0.00	1.57	0.06	3	1.48	1.19	3	0.72	0.53	-0.68	1.42	1.84	13,742	0.43	20221104	MEDIA CONGLOMERATES
Skillz Inc	9	SKLZ	1.09	0.00	1.51	-1.28	3	1.23	1.15	1	-1.38	0.85	0.19	1.16	2.23	457	2.69	20221102	GAMING
Altice Usa Inc	9	ATUS	6.32	0.00	0.88	0.32	6	-0.32	-0.49	2	1.66	1.29	3.14	-0.39	0.61	2,874	0.55	20221102	COMMUNICATIONS COMPONENTS
Dish Network Cp	9	DISH	14.95	0.00	0.87	0.32	6	-0.32	0.00	2	1.19	0.95	2.22	-0.39	1.23	7,928	0.34	20221103	CABLE TV
Fox Corp-A	9	FOXA	29.84	1.68	0.87	0.32	6	1.48	0.07	2	1.19	0.74	1.50	1.42	1.23	16,386	0.24	20221101	BROADCASTING-RADIO/TV
Match Group Inc	9	MTCH	45.43	0.00	0.85	-0.15	6	1.23	-0.49	3	0.72	0.43	-0.34	1.16	0.61	12,974	0.15	20221101	ELECTRONIC COMMERCE
Vimeo Inc	9	VMEO	3.86	0.00	0.85	0.31	6	-0.32	-0.49	2	0.61	-0.08	0.05	-0.39	0.61	642	2.97	20221102	TECHNOLOGY SERVICES
Liberty Gbl-A	9	LBTYA	16.89	0.00	0.81	-1.08	6	1.23	-0.56	1	-0.44	1.18	1.34	1.16	0.61	8,188	0.68	20221101	CABLE TV
Cogent Comm Hld	9	CCOI	50.82	7.12	0.78	-1.49	6	1.48	-0.04	1	-1.38	0.87	0.50	1.42	1.23	2,440	1.61	20221103	WIRELESS NATIONAL
Telephone &Data	9	TDS	15.82	4.55	0.61	0.24	7	-1.23	1.60	2	0.61	-0.17	0.25	-1.29	2.61	1,813	1.80	20221103	WIRELINE - NATIONAL
Autohome Inc	9	ATHM	26.86	1.90	0.37	0.17	8	-0.71	1.15	2	0.61	0.16	0.57	-0.77	2.23	3,372	2.13	20221103	INTERNET SERVICES
Roku Inc	9	ROKU	55.34	0.00	-0.09	0.83	10	1.48	-1.01	4	1.42	-0.08	-0.06	1.42	0.00	7,633	0.05	20221102	BROADCASTING-RADIO/TV
Yelp Inc	9	YELP	38.78	0.00	-0.09	0.83	10	-0.19	-0.82	4	1.42	-0.13	-0.03	-0.26	0.00	2,757	1.08	20221103	INTERNET CONTENT
Fox Corp-B	9	FOX	28.00	1.79	-0.10	0.03	10	-0.32	-0.86	2	1.19	0.54	1.59	-0.39	0.00	15,375	0.61	20221101	BROADCASTING-RADIO/TV
Ny Times A	9	NYT	29.29	1.23	-0.10	1.02	10	1.23	-0.93	4	0.96	-0.19	-0.04	1.16	0.00	4,869	0.59	20221102	PUBLISHING-NEWSPAPERS
Liberty Media-A	9	FWONA	53.21	0.00	-0.11	-0.43	10	1.48	-0.86	3	0.72	0.56	-0.16	1.42	0.00	12,392	2.73	20221104	MEDIA CONGLOMERATES
Cinemark Hldgs	9	CNK	10.01	0.00	-0.11	-0.43	10	1.48	-1.01	3	0.72	0.51	-0.27	1.42	0.00	1,207	0.64	20221104	LEISURE & RECREATION SVCS
Gray Televisn	9	GTN	15.49	2.07	-0.11	0.03	10	-0.32	-1.01	2	0.61	0.27	1.00	-0.39	0.00	1,442	2.70	20221104	BROADCASTING-RADIO/TV
Sinclair Broadc	9	SBGI	19.41	5.15	-0.11	0.03	10	-0.32	-0.86	2	0.61	-0.09	0.19	-0.39	0.00	1,391	1.90	20221102	BROADCASTING-RADIO/TV
Amc Networks- A	9	AMCX	22.46	0.00	-0.15	-1.36	10	1.23	-0.82	1	-0.44	1.39	1.96	1.16	0.00	952	2.76	20221104	BROADCASTING-RADIO/TV
Cable One Inc	9	CABO	800.99	1.42	-0.15	-1.36	10	1.23	-0.86	1	-0.44	1.25	1.65	1.16	0.00	4,709	0.36	20221103	CABLE TV
Liberty Gbl-C	9	LBTYK	17.83	0.00	-0.15	-1.36	10	1.23	-0.86	1	-0.44	1.05	1.19	1.16	0.00	8,644	0.55	20221101	BROADCASTING-RADIO/TV
Liberty Brdbd-A	9	LBRDA	79.79	0.00	-0.18	-1.77	10	1.23	-0.86	1	-1.38	0.89	0.83	1.16	0.00	12,270	1.29	20221104	CABLE TV
Lumen Technolgs	9	LUMN	6.92	14.45	-0.18	-0.85	10	1.23	-1.45	5	-1.38	0.81	0.80	1.16	-0.54	7,165	0.18	20221102	TECHNOLOGY SERVICES
Liberty Brdbd-C	9	LBRDK	79.41	0.00	-0.18	-0.85	10	1.23	-0.86	5	-1.38	0.79	0.73	1.16	-0.46	12,212	0.25	20221104	CABLE TV
Liberty Siri-C	9	LSXMK	42.31	0.00	-0.34	0.95	11	-1.48	1.15	4	0.96	-0.60	-0.48	-1.55	2.23	9,258	0.86	20221104	SATELLITE COMMUNICATION

Date: 10-26-2022

Stocks are grouped by SECTOR and sorted from most to least attractive based on integrated Polaris Score = iPScore (see "Report Headings" tab).

SECTOR CODES: 1-Energy, 2-Materials, 3-Industrials, 4-Consumer Discretionary, 5-Consumer Staples, 6-Healthcare

SECTOR CODES: 7-Financials, 8-Information Technology, 9-Communication Services, 10-Utilities, 11-Real Estate

COMPANY	SECTOR	TICKER	PRICE	YIELD	iPScore	Behavioral Preference Factor	ABSOLUTE-SCALE METRICS			RELATIVE-SCALE METRICS					MKT CAP \$millions	DAYS2TR	EPS REPORT DATE	INDUSTRY GROUP	
							ABS DCOORD	TECH OUTLK	FUNDA OUTLK	REL DCOORD	iPScore	VTCAVG	VSCORE	TSCORE					CSCORE
Electr Arts Inc	9	EA	127.74	0.59	-1.10	-0.26	14	-1.48	-0.41	2	-0.09	-0.33	0.14	-1.55	0.61	35,518	0.12	20221101	TOYS/GAMES/HOBBY PROD
Zoominfo Tech	9	ZI	46.68	0.00	-1.11	1.06	14	-1.23	-0.41	4	-0.33	-1.58	-2.68	-1.29	0.61	18,833	0.18	20221101	COMPUTER-INTEGRATED SYSTEMS
Liberty Siri-A	9	LSXMA	42.45	0.00	-1.56	-0.39	16	-1.23	-0.86	2	0.61	-0.03	0.97	-1.29	0.00	13,869	0.89	20221104	SATELLITE COMMUNICATION
Liberty La-C	9	LILAK	7.75	0.00	-1.56	0.79	16	-1.23	-0.86	4	0.37	-0.79	-0.48	-1.29	0.00	1,716	2.09	20221101	WIRELESS NATIONAL
Gogo Inc	9	GOGO	13.81	0.00	-1.56	0.79	16	-1.48	-0.86	4	0.37	-0.85	-0.36	-1.55	0.00	1,777	2.26	20221103	WIRELESS NATIONAL
News Corp-B	9	NWS	17.37	1.15	-1.58	-0.40	16	-1.23	-0.86	2	-0.09	-0.50	0.15	-1.29	0.00	10,099	1.34	20221103	MOVIE/TV PRODUCTION/DISTRIB
Sirius Xm Hldgs	9	SIRI	6.28	1.40	-1.60	0.91	16	-1.48	-1.30	6	-0.79	-0.31	0.85	-1.55	-0.54	24,456	0.28	20221101	BROADCASTING-RADIO/TV
News Corp New-A	9	NWSA	17.17	1.16	-1.65	-2.53	16	0.06	-0.97	1	-2.31	0.15	0.33	0.00	0.00	9,983	0.46	20221103	MOVIE/TV PRODUCTION/DISTRIB
<b>Utilities</b>																			
Nrg Energy Inc	10	NRG	43.64	3.21	1.15	0.49	1	1.18	2.08	2	2.17	0.71	1.18	-0.32	0.79	10,262	0.26	20221103	UTILITY-ELECTRIC POWER
South Jersey In	10	SJI	34.83	3.56	1.11	0.07	1	1.66	1.52	3	1.06	-0.15	-0.55	0.16	0.33	4,263	0.89	20221102	UTILITY-GAS DISTRIBUTION
Pinnacle West	10	PNW	65.79	5.17	1.09	-0.77	1	1.82	2.00	1	0.66	0.93	1.33	0.32	0.72	7,437	0.40	20221103	UTILITY-ELECTRIC POWER
Edison Intl	10	EIX	56.85	4.93	1.09	-0.77	1	1.82	1.52	1	0.66	0.58	0.83	0.32	0.33	21,684	0.18	20221101	UTILITY-ELECTRIC POWER
Ppl Corp	10	PPL	25.96	3.47	1.05	0.67	1	1.82	2.00	4	-0.45	-0.74	-0.97	0.32	0.59	19,111	0.17	20221104	UTILITY-ELECTRIC POWER
Evergy Inc	10	EVRG	59.46	3.85	0.60	-0.08	3	1.82	1.08	3	1.06	0.07	-0.03	0.32	0.00	13,647	0.31	20221104	OIL & GAS-PROD/PIPELINE
Idacorp Inc	10	IDA	100.00	3.00	0.60	-0.08	3	1.82	1.08	3	1.06	0.04	-0.07	0.32	0.00	5,056	1.34	20221103	UTILITY-ELECTRIC POWER
Brookfld Renwbl	10	BEP	29.04	4.41	0.60	-0.08	3	1.82	1.15	3	1.06	0.04	-0.08	0.32	0.00	7,994	2.31	20221104	UTILITY-ELECTRIC POWER
Oge Energy Corp	10	OGE	35.96	4.61	0.60	0.19	3	1.82	1.08	2	1.06	-0.21	0.39	0.32	0.00	7,199	0.53	20221103	UTILITY-ELECTRIC POWER
One Gas Inc	10	OGS	73.71	3.36	0.58	-0.92	3	1.82	1.08	1	0.66	0.57	0.97	0.32	0.00	3,990	1.10	20221031	UTILITY-GAS DISTRIBUTION
Ameren Corp	10	AEE	79.52	2.97	0.57	-0.23	3	1.82	1.08	3	0.36	-0.55	-1.25	0.32	0.00	20,546	0.20	20221103	UTILITY-ELECTRIC POWER
Aes Corp	10	AES	25.19	2.51	0.57	0.53	3	-0.24	1.08	4	0.36	-0.72	-0.54	-1.74	0.00	16,825	0.20	20221103	UTILITY-ELECTRIC POWER
Chesapeake Util	10	CPK	122.51	1.75	0.51	0.51	3	-0.39	1.08	4	-1.26	-1.34	-1.72	-1.89	0.00	2,173	2.86	20221102	UTILITY-GAS DISTRIBUTION
Cemig Sa -Adr	10	CIG	2.13	1.65	0.34	0.12	4	0.55	1.52	2	1.06	-0.16	0.01	-0.95	0.33	4,689	0.92	20221103	UTILITY-ELECTRIC POWER
Sempra Energy	10	SRE	146.22	3.13	0.28	0.45	4	-0.87	1.52	4	-0.45	-0.81	-1.54	-2.37	0.33	45,958	0.12	20221103	UTILITY-GAS DISTRIBUTION
Otter Tail Corp	10	OTTR	66.53	2.48	0.09	0.05	5	1.34	1.19	2	1.06	0.04	0.16	-0.16	0.00	2,770	2.45	20221031	UTILITY-ELECTRIC POWER
Ormat Tech Inc	10	ORA	88.29	0.54	0.02	2.31	5	-0.55	0.67	8	-0.75	-2.37	-3.50	-2.05	-0.39	4,938	0.78	20221102	OTHER ALT ENERGY
Nisource Inc	10	NI	25.13	3.74	-0.19	1.28	6	1.82	-0.26	7	0.36	-0.36	-0.19	0.32	-1.38	10,202	0.19	20221102	UTILITY-ELECTRIC POWER
Wec Energy Grp	10	WEC	87.77	3.32	-0.19	1.28	6	1.82	-0.26	7	0.36	-0.59	-0.65	0.32	-1.38	27,686	0.17	20221101	UTILITY-ELECTRIC POWER
Exelon Corp	10	EXC	37.76	3.58	-0.19	1.28	6	1.82	-0.30	7	0.36	-0.66	-0.79	0.32	-1.38	37,023	0.07	20221103	UTILITY-ELECTRIC POWER
Eversource Egy	10	ES	74.15	3.44	-0.25	-0.67	6	1.82	-0.30	5	-0.95	-0.04	0.45	0.32	-1.38	25,689	0.18	20221102	UTILITY-ELECTRIC POWER
Entergy Corp	10	ETR	104.75	3.86	-0.25	-0.67	6	1.82	-0.34	5	-0.95	-0.05	0.43	0.32	-1.38	21,308	0.19	20221102	UTILITY-ELECTRIC POWER
Vistra Corp	10	VST	21.99	3.35	-0.25	-0.67	6	1.82	-0.49	5	-0.95	-0.10	0.56	0.32	-1.84	9,155	0.27	20221104	UTILITY-ELECTRIC POWER
Duke Energy Cp	10	DUK	90.24	4.45	-0.25	-0.67	6	1.82	-0.30	5	-0.95	-0.22	0.08	0.32	-1.38	69,476	0.07	20221104	UTILITY-ELECTRIC POWER
Amer Water Work	10	AWK	139.55	1.88	-0.26	1.06	6	1.82	-0.30	7	-1.26	-1.29	-1.83	0.32	-1.84	25,368	0.18	20221031	UTILITY-WATER SUPPLY
Consol Edison	10	ED	85.85	3.68	-0.65	-0.10	8	1.03	1.11	2	1.67	0.11	0.46	-0.47	0.00	30,441	0.14	20221103	UTILITY-ELECTRIC POWER
Natl Fuel Gas	10	NFG	65.92	2.88	-0.66	2.95	8	1.03	0.67	8	1.37	-0.94	-0.28	-0.47	-0.79	6,030	0.75	20221103	UTILITY-GAS DISTRIBUTION
Dominion Energy	10	D	66.92	3.99	-1.28	0.76	10	1.50	-0.71	7	-1.26	-1.15	-1.34	0.00	-1.90	55,711	0.08	20221104	UTILITY-ELECTRIC POWER
Public Sv Entrp	10	PEG	56.08	3.85	-1.28	0.76	10	1.82	-0.75	7	-1.26	-1.46	-2.12	0.32	-1.90	27,976	0.15	20221031	UTILITY-ELECTRIC POWER

Date: 10-26-2022

Stocks are grouped by SECTOR and sorted from most to least attractive based on integrated Polaris Score = iPSCORE (see "Report Headings" tab).

SECTOR CODES: 1-Energy, 2-Materials, 3-Industrials, 4-Consumer Discretionary, 5-Consumer Staples, 6-Healthcare

SECTOR CODES: 7-Financials, 8-Information Technology, 9-Communication Services, 10-Utilities, 11-Real Estate

COMPANY	SECTOR	TICKER	PRICE	YIELD	iPSCORE	Behavioral Preference Factor	ABSOLUTE-SCALE METRICS			RELATIVE-SCALE METRICS					MKT CAP \$millions	DAYS2TR	EPS REPORT DATE	INDUSTRY GROUP	
							ABS DCOORD	TECH OUTLK	FUNDA OUTLK	REL DCOORD	iPSCORE	VTCAVG	VSCORE	TSCORE					CSCORE
Black Hills Cor	10	BKH	63.00	3.78	-1.29	-0.91	10	1.82	-0.86	5	-1.66	-0.40	0.19	0.32	-2.30	4,084	0.76	20221102	UTILITY-ELECTRIC POWER
Avista Corp	10	AVA	39.78	4.42	-1.29	-0.91	10	-0.39	-0.75	5	-1.66	-0.47	0.02	-1.89	-1.90	2,903	1.56	20221101	UTILITY-ELECTRIC POWER
Centerpoint Egy	10	CNP	27.65	2.60	-1.66	2.66	12	1.03	-0.41	8	1.87	-0.61	-0.06	-0.47	-1.84	17,406	0.17	20221101	UTILITY-ELECTRIC POWER
Clearway Egy	10	CWEN	33.32	4.33	-1.77	1.80	12	-0.87	-0.49	8	-0.75	-2.00	-2.09	-2.37	-1.38	6,731	1.18	20221102	OTHER ALT ENERGY
Pnm Resources	10	PNM	46.42	2.99	-2.49	1.03	15	1.03	-0.75	6	0.36	-0.58	0.02	-0.47	-1.90	3,984	0.54	20221104	UTILITY-ELECTRIC POWER
Middlesex Water	10	MSEX	86.28	1.34	-2.79	1.50	16	0.08	-0.93	8	-0.75	-2.38	-3.08	-1.42	-1.90	1,519	2.55	20221104	UTILITY-WATER SUPPLY
<b>Real Estate</b>																			
Howard Hughs Cp	11	HHC	60.08	0.00	1.77	0.74	1	-0.33	1.56	2	1.77	0.92	1.28	-0.40	2.02	2,999	1.57	20221102	REAL ESTATE DEVELOPMENT
Extra Space Stg	11	EXR	173.37	3.46	1.76	1.24	1	-0.07	1.56	4	1.69	0.50	-0.26	-0.13	2.02	23,216	0.18	20221101	REIT-EQTY TRUST - OTHER
Public Storage	11	PSA	300.11	2.67	1.75	1.40	1	1.52	1.56	4	1.36	0.07	-1.55	1.46	2.02	52,658	0.10	20221101	REIT-EQTY TRUST - OTHER
Broadstone NI	11	BNL	16.76	6.44	1.75	1.40	1	-0.07	2.00	4	1.36	0.02	-1.90	-0.13	2.48	2,901	1.36	20221102	REIT-EQTY TRUST - RESID
Fed Rlty Inv	11	FRT	96.65	4.47	1.74	0.17	1	-0.07	1.56	3	1.20	1.08	-0.13	-0.13	2.02	7,820	0.35	20221103	REIT-EQTY TRUST - RETAIL
Natl Retail Ppt	11	NNN	41.30	5.33	1.27	1.28	3	-0.07	1.11	4	1.36	0.19	-0.78	-0.13	1.63	7,315	0.51	20221101	REIT-EQTY TRUST - RETAIL
Regency Ctrs Cp	11	REG	58.14	4.30	1.27	1.28	3	-0.07	1.08	4	1.36	0.19	-0.80	-0.13	1.63	10,021	0.37	20221103	REIT-EQTY TRUST - RETAIL
Uniti Group Inc	11	UNIT	7.66	7.83	1.26	0.05	3	1.26	1.11	3	1.20	0.79	-0.33	1.19	1.63	1,817	1.55	20221103	REIT-EQTY TRUST - OTHER
Avalonbay Cmnty	11	AVB	178.80	3.56	1.24	-0.07	3	1.26	1.11	3	0.71	0.69	-0.65	1.19	1.63	25,002	0.19	20221103	REIT-EQTY TRUST - RESID
American Hm 4 R	11	AMH	32.79	2.20	1.24	-0.07	3	1.26	1.08	3	0.71	0.47	-1.30	1.19	1.63	11,423	0.35	20221103	REIT-EQTY TRUST - RESID
Omega Hlthcare	11	OHI	31.28	8.57	1.24	-0.07	3	1.39	1.11	3	0.71	0.40	-1.23	1.33	1.63	7,323	0.37	20221102	REIT-EQTY TRUST - OTHER
Life Storage	11	LSI	106.18	4.07	1.24	-0.07	3	1.26	0.70	3	0.71	0.37	-1.14	1.19	1.16	8,960	0.38	20221102	REIT-EQTY TRUST - OTHER
Digitalbridg Gp	11	DBRG	13.22	0.30	1.22	-0.74	3	1.26	1.19	1	0.38	1.21	0.91	1.19	1.63	2,169	1.05	20221104	REIT-MORTGAGE TRUST
Store Capital	11	STOR	31.80	5.16	1.21	-0.18	3	0.99	0.67	3	0.14	0.22	-1.33	0.93	1.16	8,989	0.12	20221103	REIT-EQTY TRUST - RETAIL
Colliers Int Gp	11	CIGI	98.32	0.31	1.19	-1.08	3	-0.07	1.19	1	-0.27	0.94	0.11	-0.13	1.63	4,126	2.15	20221101	REAL ESTATE OPERATIONS
Jones Lang Lasl	11	JLL	163.51	0.00	0.55	0.49	6	-1.52	-0.41	2	1.45	0.48	1.99	-1.59	0.00	7,835	0.46	20221102	REAL ESTATE OPERATIONS
Urban Edge Prop	11	UE	14.11	4.54	0.53	0.54	6	-0.33	0.18	2	1.04	0.03	0.01	-0.40	0.62	1,657	1.93	20221103	REIT-EQTY TRUST - RETAIL
Rayonier Inc	11	RYN	33.67	3.39	0.52	1.27	6	-1.26	-0.04	4	0.95	-0.05	-0.50	-1.33	0.62	4,926	1.17	20221102	BLDG PROD-WOOD
Iron Mountain	11	IRM	49.51	5.00	0.52	1.27	6	-0.07	-0.30	4	0.95	-0.15	-0.18	-0.13	0.00	14,386	0.37	20221103	REIT-EQTY TRUST - OTHER
Jbg Smith Pptys	11	JBGS	19.96	4.51	0.52	1.27	6	-0.33	-0.34	4	0.95	-0.30	-0.36	-0.40	0.00	2,283	0.84	20221101	REIT-EQTY TRUST - OTHER
Lexington Ppty	11	LXP	9.50	5.05	0.52	1.27	6	-0.33	-0.41	4	0.95	-0.40	-0.66	-0.40	0.00	2,659	1.46	20221103	REIT-EQTY TRUST - RESID
Zillow Group-C	11	Z	31.21	0.00	0.51	0.59	6	-0.33	-0.34	2	0.55	-0.12	0.18	-0.40	0.00	7,687	0.25	20221102	REAL ESTATE OPERATIONS
Terreno Realty	11	TRNO	54.68	2.93	0.50	1.37	6	-0.07	-0.30	4	0.46	-0.57	-1.45	-0.13	0.00	4,131	1.01	20221102	REIT-EQTY TRUST - OTHER
Park Hotels&Res	11	PK	12.88	0.31	0.49	-0.36	6	1.26	-0.37	3	0.14	0.31	-0.15	1.19	0.00	3,006	0.56	20221102	REIT-EQTY TRUST - OTHER
Istar Finl Inc	11	STAR	9.84	5.08	0.49	-0.36	6	1.26	-0.34	3	0.14	0.24	-0.37	1.19	0.00	840	2.11	20221101	REIT-MORTGAGE TRUST
Physicians Rlty	11	DOC	14.62	6.29	0.49	-0.36	6	1.52	-0.37	3	0.14	0.22	-0.69	1.46	0.00	3,309	0.93	20221103	REIT-EQTY TRUST - OTHER
Cushman&Wakefld	11	CWK	11.72	0.00	0.49	-0.36	6	1.26	-0.30	3	0.14	0.21	-0.45	1.19	0.00	2,645	1.75	20221103	REAL ESTATE OPERATIONS
Realty Income	11	O	60.49	4.92	0.48	2.04	6	-0.07	-0.30	8	-0.03	-0.49	-0.66	-0.13	-0.54	36,391	0.10	20221102	REIT-EQTY TRUST - RETAIL
Acadia Rlty Tr	11	AKR	13.80	5.22	0.47	-0.48	6	1.52	-0.41	5	-0.27	0.77	1.50	1.46	-0.54	1,310	2.54	20221101	REIT-EQTY TRUST - RETAIL
Piedmont Office	11	PDM	10.53	7.98	0.44	-1.55	6	1.26	0.15	1	-0.92	0.65	0.26	1.19	0.62	1,299	1.60	20221102	REIT-EQTY TRUST - OTHER
Seritage Growth	11	SRG	11.14	0.00	0.44	-1.55	6	1.13	-0.34	1	-0.92	0.58	0.53	1.06	0.00	486	3.00	20221101	REIT-EQTY TRUST - OTHER



Date: 10-26-2022

Stocks are grouped by SECTOR and sorted from most to least attractive based on integrated Polaris Score = iPScore (see "Report Headings" tab).

SECTOR CODES: 1-Energy, 2-Materials, 3-Industrials, 4-Consumer Discretionary, 5-Consumer Staples, 6-Healthcare

SECTOR CODES: 7-Financials, 8-Information Technology, 9-Communication Services, 10-Utilities, 11-Real Estate

COMPANY	SECTOR	TICKER	PRICE	YIELD	iPScore	Behavioral Preference Factor	ABSOLUTE-SCALE METRICS			RELATIVE-SCALE METRICS						MKT CAP \$millions	DAYS2TR	EPS REPORT DATE	INDUSTRY GROUP
							ABS DCOORD	TECH OUTLK	FUNDA OUTLK	REL DCOORD	iPScore	VTCAVG	VSCORE	TSCORE	CSCORE				
Hudson Pac Ppty	11	HPP	10.95	9.13	0.44	-1.55	6	1.26	-0.45	1	-0.92	0.57	0.64	1.19	0.00	1,551	1.00	20221102	REIT-EQTY TRUST - OTHER
Apartment Reit	11	AIRC	38.15	4.72	0.44	-1.55	6	1.26	-0.30	1	-0.92	0.48	0.37	1.19	0.00	5,882	0.66	20221103	REIT-EQTY TRUST - RESID
Douglas Emmett	11	DEI	17.57	6.37	0.44	-0.54	6	1.26	-0.45	5	-0.92	0.45	0.82	1.19	-0.54	3,089	0.77	20221103	REIT-EQTY TRUST - OTHER
Eastrly Gov Ppt	11	DEA	16.79	6.31	0.44	-0.54	6	1.26	-0.41	5	-0.92	0.36	0.53	1.19	-0.54	1,525	1.67	20221101	REIT-EQTY TRUST - OTHER
Sba Comm Corp	11	SBAC	256.60	1.11	0.41	-0.49	6	1.26	-0.37	5	-1.50	0.26	0.24	1.19	-0.54	27,669	0.11	20221031	REIT-EQTY TRUST - OTHER
Natl Storage	11	NSA	41.11	5.35	0.41	0.23	6	1.52	-0.30	7	-1.58	-0.05	-0.95	1.46	-0.54	3,772	0.82	20221102	REIT-EQTY TRUST - OTHER
Host Hotel&Rprt	11	HST	18.00	2.67	0.28	1.21	7	-1.39	1.56	4	0.95	-0.08	-0.50	-1.46	2.02	12,868	0.16	20221102	REIT-EQTY TRUST - OTHER
Brixmor Ppty Gp	11	BRX	20.68	4.64	0.27	-0.30	7	-0.07	1.52	3	0.71	0.44	-0.85	-0.13	2.02	6,197	0.48	20221101	REIT-EQTY TRUST - RETAIL
Kite Realty Grp	11	KRG	18.97	4.64	0.23	-1.32	7	1.52	1.56	1	-0.27	1.01	0.86	1.46	2.02	4,153	0.87	20221102	REIT-EQTY TRUST - RETAIL
Brookfield Infr	11	BIP	35.62	4.04	-0.46	1.97	10	1.52	-0.82	8	0.55	-0.39	-0.27	1.46	-0.62	16,310	1.39	20221102	REIT-EQTY TRUST - OTHER
Global Net Leas	11	GNL	11.76	13.60	-0.49	1.80	10	-0.07	-0.93	8	-0.03	-0.64	-0.75	-0.13	-0.62	1,219	2.51	20221103	REIT-EQTY TRUST - OTHER
Four Cornrs Ppt	11	FCPT	24.47	5.44	-0.49	1.80	10	-0.07	-0.78	8	-0.03	-0.66	-1.08	-0.13	-0.62	1,993	2.27	20221101	REIT-EQTY TRUST - OTHER
Exp World Hldgs	11	EXPI	12.59	1.43	-0.49	1.80	10	-0.33	-0.97	8	-0.03	-0.70	-0.95	-0.40	-0.62	1,911	1.85	20221101	REAL ESTATE OPERATIONS
Kennedy-Wilson	11	KW	16.26	5.90	-0.49	1.80	10	-0.07	-0.93	8	-0.03	-0.73	-1.02	-0.13	-0.62	2,240	2.38	20221102	REAL ESTATE OPERATIONS
Wp Carey Inc	11	WPC	73.50	5.77	-0.49	1.80	10	-0.07	-0.75	8	-0.03	-0.73	-0.85	-0.13	-1.09	14,179	0.28	20221104	REIT-EQTY TRUST - OTHER
Ventas Inc	11	VTR	39.12	4.60	-0.51	1.01	10	-0.07	-0.86	6	-0.52	-0.18	0.36	-0.13	-0.62	15,637	0.26	20221103	REIT-EQTY TRUST - OTHER
Opendoor Tech	11	OPEN	2.72	0.00	-0.51	1.01	10	-0.33	-1.01	6	-0.52	-0.28	0.79	-0.40	-1.09	1,711	0.52	20221103	TECHNOLOGY SERVICES
Americold Rlty	11	COLD	23.13	3.80	-0.53	-0.78	10	1.52	-0.82	5	-0.92	0.58	1.01	1.46	-0.62	6,230	0.57	20221103	REIT-EQTY TRUST - OTHER
Vornado Rlty Tr	11	VNO	23.75	8.93	-0.53	-0.78	10	1.26	-0.93	5	-0.92	0.41	0.78	1.19	-0.62	4,555	0.32	20221031	REIT-EQTY TRUST - OTHER
Equinix Inc	11	EQIX	554.89	2.23	-0.53	0.00	10	1.52	-0.75	7	-1.01	0.17	-0.22	1.46	-0.62	50,537	0.09	20221102	REIT-EQTY TRUST - RETAIL
Epr Properties	11	EPR	38.46	8.58	-0.53	0.00	10	1.52	-0.75	7	-1.01	0.14	-0.32	1.46	-0.62	2,885	1.15	20221102	REIT-EQTY TRUST - RETAIL
Healthpeak Ppty	11	PEAK	23.04	5.21	-0.53	0.00	10	1.26	-0.75	7	-1.01	0.08	-0.23	1.19	-0.62	12,432	0.21	20221101	REIT-EQTY TRUST - OTHER
Zillow Group	11	ZG	31.29	0.00	-0.54	0.84	10	-0.33	-1.01	6	-1.17	-0.62	0.15	-0.40	-1.47	7,707	1.40	20221102	INTERNET SERVICES
Global Med Reit	11	GMRE	8.53	9.85	-0.55	-0.73	10	1.26	-0.82	5	-1.50	0.34	0.56	1.19	-0.62	559	2.90	20221102	REIT-EQTY TRUST - OTHER
Phillips Edison	11	PECO	29.62	3.78	-0.58	-0.01	10	1.26	-0.75	7	-2.07	-0.63	-2.35	1.19	-0.62	3,359	1.32	20221103	REIT-EQTY TRUST - RETAIL
Tanger Fact Out	11	SKT	17.56	4.56	-0.66	0.81	11	-0.99	1.11	4	1.36	0.12	-0.05	-1.06	1.63	1,833	1.81	20221102	REIT-EQTY TRUST - RETAIL
Xenia Htls&Rprt	11	XHR	16.60	2.41	-0.68	0.24	11	-1.26	1.11	2	1.04	0.34	0.87	-1.33	1.63	1,898	2.71	20221102	REIT-EQTY TRUST - OTHER
Diamondrock Hos	11	DRH	9.15	1.31	-0.72	-0.66	11	0.33	1.15	3	0.14	0.34	-0.76	0.27	1.63	1,930	0.95	20221103	REIT-EQTY TRUST - OTHER
Rlj Lodging Tr	11	RLJ	11.82	1.69	-1.43	0.90	14	-1.26	-0.37	4	0.46	-0.58	-0.26	-1.33	0.00	1,924	0.89	20221102	REIT-EQTY TRUST - OTHER
Simon Property	11	SPG	105.84	6.61	-1.43	0.90	14	-1.26	-0.30	4	0.46	-0.63	-0.40	-1.33	0.00	36,294	0.11	20221101	REIT-EQTY TRUST - RETAIL
Macerich Co	11	MAC	10.14	5.92	-1.45	0.17	14	-1.52	-0.37	2	-0.03	-0.44	0.43	-1.59	0.00	2,178	0.90	20221103	REIT-EQTY TRUST - RETAIL
Service Ppty Tr	11	SVC	7.77	10.30	-1.45	1.56	14	-0.99	-0.41	8	-0.03	-0.66	-0.23	-1.06	-0.54	1,283	1.59	20221103	REIT-EQTY TRUST - OTHER
Agree Rlty Corp	11	ADC	66.53	4.22	-1.75	0.87	15	-0.73	-1.23	8	-1.33	-1.30	-1.40	-0.80	-1.55	5,311	0.39	20221101	REIT-EQTY TRUST - RETAIL
Outfront Media	11	OUT	17.78	6.75	-1.93	1.44	16	-1.26	-0.78	8	-0.03	-0.76	-0.17	-1.33	-0.62	2,917	0.86	20221103	REIT-EQTY TRUST - OTHER
Lamar Adver Co	11	LAMR	91.75	5.23	-1.96	1.16	16	-1.26	-0.75	8	-0.68	-0.84	-0.41	-1.33	-0.62	9,316	0.46	20221104	REIT-EQTY TRUST - OTHER
Innov Indl Ppty	11	IIPR	101.22	7.11	-1.99	0.81	16	-1.52	-0.75	8	-1.33	-1.52	-2.17	-1.59	-0.62	2,831	0.63	20221102	REIT-EQTY TRUST - OTHER
Ryman Hospitality	11	RHP	87.29	0.46	-2.01	-0.36	16	-1.00	-1.30	7	-1.58	-0.38	-0.37	-1.06	-1.16	4,814	0.72	20221031	REIT-EQTY TRUST - OTHER

Date: 10-26-2022

Stocks are grouped by INDUSTRY WITHIN SECTORS and sorted from most to least attractive based on integrated Polaris Score = iPSCORE (see "Report Headings" tab).

SECTOR CODES: 1-Energy, 2-Materials, 3-Industrials, 4-Consumer Discretionary, 5-Consumer Staples, 6-Healthcare

SECTOR CODES: 7-Financials, 8-Information Technology, 9-Communication Services, 10-Utilities, 11-Real Estate

	COMPANY	SECTOR	TICKER	PRICE	YIELD	iPSCORE	Behavioral Preference Factor	ABSOLUTE-SCALE METRICS			RELATIVE-SCALE METRICS					MKT CAP \$millions	DAYS2TR	EPS REPORT DATE	INDUSTRY GROUP	
								ABS DCOORD	TECH OUTLK	FUNDA OUTLK	REL DCOORD	rPSCORE	VTCAVG	VSCORE	TSCORE					CScore
<b>Energy</b>																				
<b>BLDG PROD-WOOD</b>																				
	Enviva Partners	1	EVA	57.76	6.27	-0.11	0.64	6	-0.38	-0.56	8	-1.80	-1.17	-0.76	-0.15	-1.82	3,851	0.39	20221103	BLDG PROD-WOOD
<b>CHEMICALS-SPECIALTY</b>																				
	Green Plains	1	GPPE	26.84	0.00	-1.31	1.64	12	0.54	-0.56	7	0.19	-0.89	-0.83	0.77	-1.37	1,559	0.90	20221103	CHEMICALS-SPECIALTY
<b>COAL</b>																				
	Consol Energy	1	CEIX	63.11	0.00	0.78	-0.33	2	-0.54	1.60	4	-1.07	-0.38	-1.10	-0.31	0.33	2,201	0.67	20221101	COAL
	Alliance Res	1	ARLP	23.56	6.79	0.19	-1.39	5	1.31	1.19	1	-0.07	0.39	0.48	1.54	0.00	N/A	2.58	20221031	COAL
<b>INTERNATIONAL E&amp;P</b>																				
	Vaalco Energy	1	EGY	5.14	2.53	-0.17	0.55	7	-1.46	1.52	2	1.39	0.36	0.79	-1.23	0.33	304	1.54	20221102	INTERNATIONAL E&P
<b>MINING-MISC</b>																				
	Brigham Mnrls	1	MNRL	30.62	2.09	0.62	-1.24	3	1.61	1.19	1	-0.07	0.42	0.49	1.84	0.00	1,853	2.22	20221103	MINING-MISC
<b>OIL &amp; GAS-CDN INTEGRATED</b>																				
	Cenovus Energy	1	CVE	19.51	1.64	-0.90	1.57	10	-0.23	-1.38	7	-0.34	-1.09	-0.57	0.00	-2.35	37,525	0.15	20221102	OIL & GAS-CDN INTEGRATED
<b>OIL &amp; GAS-DRILLNG</b>																				
	Transocean Ltd	1	RIG	3.56	0.00	-1.08	-1.48	11	0.23	1.19	1	0.46	0.83	1.78	0.46	0.00	2,512	0.26	20221102	OIL & GAS-DRILLNG
<b>OIL &amp; GAS-FIELD SERVICES</b>																				
	Propetro Holdng	1	PUMP	11.12	0.00	-2.27	-0.12	16	-1.15	-0.97	8	-1.80	-1.17	-0.44	-0.92	-1.89	1,160	1.70	20221101	OIL & GAS-FIELD SERVICES
<b>OIL &amp; GAS-PROD/PIPELINE</b>																				
	Mplx Lp	1	MPLX	33.12	8.51	1.12	1.00	1	1.61	1.52	3	1.32	0.12	-0.53	1.84	0.33	33,528	0.41	20221101	OIL & GAS-PROD/PIPELINE
<b>OIL &amp; GAS-INTL INTEGRATED</b>																				
	Bp Plc	1	BP	32.08	4.43	1.12	1.00	1	-0.23	1.56	3	1.32	0.10	-0.11	0.00	0.33	100,735	0.07	20221101	OIL & GAS-INTL INTEGRATED
<b>OIL &amp; GAS-PROD/PIPELINE</b>																				
	Dcp Midstream	1	DCP	39.00	4.41	0.69	0.85	3	-0.23	1.11	3	1.32	-0.07	-0.15	0.00	0.00	8,127	0.95	20221101	OIL & GAS-PROD/PIPELINE
	Williams Cos	1	WMB	31.85	5.34	0.69	0.85	3	-1.46	1.19	3	1.32	-0.10	-0.52	-1.23	0.26	38,810	0.11	20221031	OIL & GAS-PROD/PIPELINE
	Cheniere Energy	1	CQP	56.99	5.44	0.67	0.91	3	1.15	1.15	3	0.99	-0.15	-0.68	1.38	0.00	27,585	1.65	20221103	OIL & GAS-PROD/PIPELINE
	Plains Gp Hldgs	1	PAGP	12.31	7.07	0.67	-0.51	3	-0.23	1.15	1	0.92	1.59	3.57	0.00	0.00	2,392	0.86	20221101	OIL & GAS-PROD/PIPELINE
	Pembina Pipeln	1	PBA	32.13	5.87	-0.08	-0.13	6	1.77	-0.41	5	-1.07	-0.33	0.11	2.00	-1.37	17,831	1.00	20221103	OIL & GAS-PROD/PIPELINE
	Expro Grp Hldgs	1	XPRO	18.07	0.00	-0.17	0.55	7	-0.23	1.52	2	1.39	0.48	0.99	0.00	0.33	1,964	2.17	20221103	OIL & GAS-PROD/PIPELINE
<b>OIL &amp; GAS-U S EXPLO &amp; PROD</b>																				
	W&T Offshore	1	WTI	7.86	0.00	1.12	1.00	1	-0.23	1.52	3	1.32	-0.03	-0.39	0.00	0.33	1,125	0.96	20221101	OIL & GAS-U S EXPLO & PROD
	Northrn Oil&Gas	1	NOG	34.02	2.94	1.10	1.07	1	-0.23	2.04	3	0.99	-0.33	-1.32	0.00	0.59	2,685	0.37	20221104	OIL & GAS-U S EXPLO & PROD
	Earthstone Egy	1	ESTE	15.40	0.00	1.05	-1.09	1	-0.23	1.63	1	-0.07	0.53	1.12	0.00	0.07	2,195	0.84	20221102	OIL & GAS-U S EXPLO & PROD
	Cheniere Energy	1	LNG	169.28	0.78	0.67	0.91	3	-0.23	1.19	3	0.99	-0.45	-1.01	0.00	0.00	42,283	0.05	20221103	OIL & GAS-U S EXPLO & PROD
	Civitas Resrcs	1	CIVI	67.67	2.73	0.62	-1.24	3	-0.23	1.11	1	-0.07	0.46	1.04	0.00	0.00	5,754	0.49	20221031	OIL & GAS-U S EXPLO & PROD
	Coterra Energy	1	CTRA	30.15	1.99	0.62	-1.24	3	-0.23	1.11	1	-0.07	0.39	0.89	0.00	0.00	23,987	0.13	20221103	OIL & GAS-U S EXPLO & PROD
	Comstock Resour	1	CRK	17.62	0.00	0.16	-0.62	5	1.31	1.19	4	-0.61	-0.11	-0.17	1.54	0.00	4,108	0.39	20221101	OIL & GAS-U S EXPLO & PROD
	Chesapeake Egy	1	CHK	98.89	2.22	0.12	0.86	5	-0.54	0.67	8	-1.47	-0.71	-0.74	-0.31	-0.78	11,951	0.13	20221101	OIL & GAS-U S EXPLO & PROD
	Murphy Oil	1	MUR	48.05	2.08	-0.01	2.10	6	-0.23	-0.49	7	0.19	-0.76	-0.33	0.00	-1.37	7,470	0.34	20221103	OIL & GAS-U S EXPLO & PROD

Date: 10-26-2022

Stocks are grouped by INDUSTRY WITHIN SECTORS and sorted from most to least attractive based on integrated Polaris Score = iPSCORE (see "Report Headings" tab).

SECTOR CODES: 1-Energy, 2-Materials, 3-Industrials, 4-Consumer Discretionary, 5-Consumer Staples, 6-Healthcare

SECTOR CODES: 7-Financials, 8-Information Technology, 9-Communication Services, 10-Utilities, 11-Real Estate

	COMPANY	SECTOR	TICKER	PRICE	YIELD	iPSCORE	Behavioral Preference Factor	ABSOLUTE-SCALE METRICS			RELATIVE-SCALE METRICS					MKT CAP \$millions	DAYS2TR	EPS REPORT DATE	INDUSTRY GROUP	
								ABS DCOORD	TECH OUTLK	FUNDA OUTLK	REL DCOORD	rPSCORE	VTCAVG	VSCORE	TSCORE					CSCORE
	Apa Corp	1	APA	45.20	2.21	-0.01	2.10	6	-0.23	-0.52	7	0.19	-0.76	-0.33	0.00	-1.37	14,759	0.06	20221102	OIL & GAS-U S EXPLO & PROD
	Sm Energy Co	1	SM	43.84	1.37	-0.01	2.10	6	-0.23	-0.52	7	0.19	-0.85	-0.10	0.00	-1.82	5,375	0.31	20221103	OIL & GAS-U S EXPLO & PROD
	Ca Resources Cp	1	CRC	43.86	1.55	-0.01	2.10	6	1.61	-0.52	7	0.19	-0.87	-0.60	1.84	-1.82	3,306	0.82	20221102	OIL & GAS-U S EXPLO & PROD
	Laredo Petrolm	1	LPI	63.13	0.00	-0.03	-0.18	6	1.77	-0.56	5	-0.07	0.63	2.74	2.00	-1.82	1,092	0.48	20221103	OIL & GAS-U S EXPLO & PROD
	Talos Egy Inc	1	TALO	21.18	0.00	-0.08	-0.13	6	1.61	-0.37	5	-1.07	-0.16	0.54	1.84	-1.37	1,748	1.10	20221102	OIL & GAS-U S EXPLO & PROD
	Contl Resources	1	CLR	73.93	1.51	-0.10	-0.07	6	-0.23	-0.49	5	-1.47	-0.61	0.00	0.00	-1.37	26,837	0.08	20221102	OIL & GAS-U S EXPLO & PROD
	Eog Res Inc	1	EOG	132.00	2.27	-0.90	1.57	10	-0.23	-1.34	7	-0.34	-1.19	-0.32	0.00	-2.35	77,358	0.05	20221103	OIL & GAS-U S EXPLO & PROD
	Ranger Oil Cp	1	ROCC	40.97	0.00	-0.92	1.07	10	-0.69	-0.97	6	-0.74	-0.79	0.62	-0.46	-2.28	1,791	1.40	20221102	OIL & GAS-U S EXPLO & PROD
	Devon Energy	1	DVN	75.51	8.21	-0.93	1.28	10	-0.23	-1.38	7	-0.87	-1.49	-1.00	0.00	-2.35	49,444	0.03	20221101	OIL & GAS-U S EXPLO & PROD
	Denbury Inc	1	DEN	94.55	0.00	-0.96	-0.37	10	-0.23	-0.93	5	-1.47	-0.61	0.52	0.00	-1.89	4,701	0.22	20221103	OIL & GAS-U S EXPLO & PROD
	Callon Pete-Del	1	CPE	44.71	0.00	-2.19	0.83	16	-1.46	-0.93	6	-0.21	-0.53	1.39	-1.23	-2.28	2,758	0.40	20221102	OIL & GAS-U S EXPLO & PROD
	Magnolia Oil&Gs	1	MGY	25.20	0.79	-2.19	1.12	16	0.69	-1.34	7	-0.34	-1.36	-0.62	0.92	-2.67	5,483	0.64	20221101	OIL & GAS-U S EXPLO & PROD
	Pdc Energy Inc	1	PDCE	70.10	2.00	-2.21	0.61	16	-1.15	-0.93	6	-0.74	-0.72	0.51	-0.92	-1.89	6,751	0.42	20221102	OIL & GAS-U S EXPLO & PROD
	<b>OIL &amp; GAS-U S INTEGRATED</b>																			
	Conocophillips	1	COP	123.94	1.48	-0.01	2.10	6	-0.23	-0.49	7	0.19	-0.83	-0.49	0.00	-1.37	160,310	0.03	20221103	OIL & GAS-U S INTEGRATED
	Marathon Oil Cp	1	MRO	29.65	1.08	-0.87	1.79	10	-0.23	-0.93	7	0.19	-0.94	-0.23	0.00	-1.89	20,983	0.06	20221102	OIL & GAS-U S INTEGRATED
	Equitrans Midst	1	ETRN	7.92	7.58	-1.41	0.18	12	-0.54	-0.37	8	-1.80	-1.02	-0.77	-0.31	-1.37	3,428	0.64	20221101	OIL & GAS-U S INTEGRATED
	<b>OIL REFINING &amp; MARKETING</b>																			
	Par Pac Hldgs	1	PARR	23.05	0.00	1.08	1.13	1	-0.23	1.63	3	0.59	-0.63	-1.94	0.00	0.52	1,387	1.04	20221101	OIL REFINING & MARKETING
	Tellurian Inc	1	TELL	2.61	0.00	0.69	0.85	3	1.77	1.19	3	1.32	0.03	-0.43	2.00	0.00	1,484	0.81	20221102	OIL REFINING & MARKETING
	Enlink Mids Llc	1	ENLC	11.40	3.95	0.67	0.91	3	-0.23	1.19	3	0.99	-0.18	-0.40	0.00	0.00	5,518	0.86	20221101	OIL REFINING & MARKETING
	Phillips 66	1	PSX	100.22	3.87	0.67	0.91	3	-0.23	1.19	3	0.99	-0.23	-0.52	0.00	0.00	48,211	0.07	20221101	OIL REFINING & MARKETING
	Marathon Petrol	1	MPC	111.44	2.08	0.66	2.40	3	-0.23	0.74	7	0.66	-0.43	-0.59	0.00	-0.39	55,567	0.07	20221101	OIL REFINING & MARKETING
	Cvr Energy Inc	1	CVI	40.22	3.98	-0.93	1.28	10	1.61	-1.34	7	-0.87	-1.43	-1.02	1.84	-2.67	4,043	0.84	20221031	OIL REFINING & MARKETING
	<b>OIL REFINING &amp; MARKETING MLP</b>																			
	Western Midstrm	1	WES	28.14	7.11	-0.01	2.10	6	-0.23	-0.41	7	0.19	-0.84	-0.07	0.00	-1.82	10,875	0.90	20221102	OIL REFINING & MARKETING MLP
	Targa Resources	1	TRGP	66.72	2.10	-0.04	1.87	6	-1.46	-0.34	7	-0.34	-1.39	-1.34	-1.23	-1.82	15,116	0.08	20221103	OIL REFINING & MARKETING MLP
	Sunoco Lp	1	SUN	42.10	7.84	-2.19	1.12	16	0.69	-0.86	7	-0.34	-1.24	-1.14	0.92	-1.89	4,217	3.00	20221101	OIL REFINING & MARKETING MLP
	<b>OIL/GAS PROD PIPELINE MLP</b>																			
	Plains All Amer	1	PAA	11.86	7.34	0.65	-0.87	3	-0.23	1.15	1	0.46	0.87	1.96	0.00	0.00	8,362	0.39	20221102	OIL/GAS PROD PIPELINE MLP
	Oneok Inc	1	OKE	57.59	6.49	-0.05	-0.19	6	1.77	-0.41	5	-0.61	0.03	0.93	2.00	-1.37	25,735	0.17	20221101	OIL/GAS PROD PIPELINE MLP
	Crestwood Eqty	1	CEQP	30.53	8.58	-0.05	-0.19	6	1.61	-0.08	5	-0.61	-0.12	0.12	1.84	-0.85	3,336	1.98	20221102	OIL/GAS PROD PIPELINE MLP
	Energy Tran Lp	1	ET	12.04	7.64	-0.08	-0.13	6	1.61	-0.34	5	-1.07	-0.27	0.30	1.84	-1.37	37,167	0.12	20221101	OIL/GAS PROD PIPELINE MLP
	Enterprise Prod	1	EPD	25.10	7.57	-1.35	0.91	12	-0.84	-0.37	6	-0.74	-0.62	0.58	-0.61	-1.82	54,699	0.20	20221101	OIL/GAS PROD PIPELINE MLP
	<b>OTHER ALT ENERGY</b>																			
	Brookfld Renw-A	1	BEPC	30.86	4.15	0.62	-1.24	3	1.77	1.19	1	-0.07	0.69	1.25	2.00	0.26	5,315	0.91	20221104	OTHER ALT ENERGY
	Texas Pac Land	1	TPL	2066.92	0.58	-0.03	-0.18	6	-0.23	-0.04	5	-0.07	0.31	1.54	0.00	-0.85	15,938	0.38	20221102	OTHER ALT ENERGY
	<b>TRANSPORTATION-SHIP</b>																			



Date: 10-26-2022

Stocks are grouped by INDUSTRY WITHIN SECTORS and sorted from most to least attractive based on integrated Polaris Score = iPSCORE (see "Report Headings" tab).

SECTOR CODES: 1-Energy, 2-Materials, 3-Industrials, 4-Consumer Discretionary, 5-Consumer Staples, 6-Healthcare

SECTOR CODES: 7-Financials, 8-Information Technology, 9-Communication Services, 10-Utilities, 11-Real Estate

	COMPANY	SECTOR	TICKER	PRICE	YIELD	iPSCORE	Behavioral Preference Factor	ABSOLUTE-SCALE METRICS			RELATIVE-SCALE METRICS					MKT CAP \$millions	DAYS2TR	EPS REPORT DATE	INDUSTRY GROUP	
								ABS DCOORD	TECH OUTLK	FUNDA OUTLK	REL DCOORD	rPSCORE	VTCAVG	VSCORE	TSCORE					CScore
	Dht Holdings	1	DHT	8.89	1.80	1.12	1.00	1	-0.23	1.60	3	1.32	-0.09	-0.52	0.00	0.33	1,518	0.99	20221101	TRANSPORTATION-SHIP
	Teekay Tankers	1	TNK	32.59	0.00	0.66	2.40	3	-0.23	0.74	7	0.66	-0.51	-1.08	0.00	-0.07	1,100	1.30	20221103	TRANSPORTATION-SHIP
<b>Materials</b>																				
<b>AGRICULTURAL OPERATIONS</b>																				
	Corteva Inc	2	CTVA	64.96	0.92	1.61	1.01	3	-0.21	0.67	4	0.97	0.39	-0.18	-0.14	1.48	47,012	0.13	20221103	AGRICULTURAL OPERATIONS
<b>BLDG PROD-WOOD</b>																				
	Louisiana Pac	2	LPX	57.73	1.52	-0.89	-0.86	14	0.07	-0.04	1	0.34	0.41	0.07	0.14	1.03	4,265	0.48	20221101	BLDG PROD-WOOD
<b>BLDG-CEMENT/CONCRT/AG</b>																				
	Summit Materls	2	SUM	26.05	0.00	2.02	-0.27	1	-0.07	1.60	3	-0.02	0.71	-0.05	0.00	2.19	3,082	1.10	20221102	BLDG-CEMENT/CONCRT/AG
	Vulcan Matls Co	2	VMC	162.28	0.99	0.91	-0.29	6	-0.07	-0.04	1	0.34	0.39	0.13	0.00	1.03	21,567	0.21	20221102	BLDG-CEMENT/CONCRT/AG
	Martin Mrt-Matl	2	MLM	332.79	0.79	0.01	-0.57	10	-0.07	-0.82	1	0.34	0.03	0.10	0.00	0.00	20,755	0.19	20221102	BLDG-CEMENT/CONCRT/AG
<b>CHEMICALS-DIVERSIFIED</b>																				
	Albemarle Corp	2	ALB	281.43	0.56	1.60	0.13	3	1.50	1.19	1	0.79	1.23	0.03	1.57	2.13	32,964	0.06	20221102	CHEMICALS-DIVERSIFIED
	Avient Corp	2	AVNT	33.99	2.79	0.91	-0.29	6	-0.07	-0.52	1	0.34	0.18	0.02	0.00	0.52	3,091	0.99	20221102	CHEMICALS-DIVERSIFIED
	Air Prods & Che	2	APD	251.56	2.58	-0.03	-0.39	10	1.50	-1.23	5	-0.66	0.39	0.10	1.57	-0.45	55,796	0.10	20221103	CHEMICALS-DIVERSIFIED
	Fmc Corp	2	FMC	118.65	1.79	-0.87	0.22	14	-1.07	-0.37	2	0.88	-0.13	0.08	-1.00	0.52	14,945	0.22	20221101	CHEMICALS-DIVERSIFIED
	Huntsman Corp	2	HUN	27.79	3.06	-1.33	0.21	16	0.07	-0.97	4	0.61	-0.54	-0.08	0.14	0.00	5,597	0.42	20221104	CHEMICALS-DIVERSIFIED
<b>CHEMICALS-PLASTICS</b>																				
	Westlake Chem	2	WLK	97.41	1.47	-1.38	-0.82	16	0.36	-1.01	5	-0.66	0.02	0.04	0.43	-0.39	12,501	0.20	20221103	CHEMICALS-PLASTICS
<b>CHEMICALS-SPECIALTY</b>																				
	Livent Corp	2	LTHM	31.30	0.00	1.60	0.13	3	1.50	1.19	1	0.79	1.16	0.08	1.57	1.87	5,611	0.27	20221101	CHEMICALS-SPECIALTY
	Quaker Chemical	2	KWR	153.99	1.13	0.91	-0.29	6	-0.07	-0.08	1	0.34	0.39	0.14	0.00	1.03	2,758	2.25	20221103	CHEMICALS-SPECIALTY
	Ingevity Corp	2	NGVT	65.14	0.00	0.48	-0.22	8	0.93	1.11	1	0.79	0.98	0.09	1.00	1.87	2,524	2.54	20221102	CHEMICALS-SPECIALTY
	Celanese Corp	2	CE	96.02	2.83	0.02	1.99	10	-0.36	-0.93	6	0.61	-0.18	0.13	-0.29	-0.39	10,404	0.26	20221103	CHEMICALS-SPECIALTY
	Ecolab Inc	2	ECL	152.99	1.33	0.01	-0.57	10	1.64	-0.82	1	0.34	0.18	0.08	1.72	0.45	43,601	0.12	20221101	CHEMICALS-SPECIALTY
	Balchem Cp Cl-B	2	BCPC	134.89	0.47	-0.18	0.31	11	-1.07	1.15	2	1.16	0.41	0.09	-1.00	2.13	4,333	2.42	20221104	CHEMICALS-SPECIALTY
	Valvoline Inc	2	VVV	29.23	1.71	-0.88	0.35	14	-1.64	-0.08	4	0.61	-0.19	-0.06	-1.57	1.03	5,174	0.54	20221102	CHEMICALS-SPECIALTY
<b>COAL</b>																				
	Warrior Met Coa	2	HCC	37.03	0.65	-0.93	-1.48	14	0.21	-0.49	3	-0.66	0.36	-0.13	0.29	0.52	1,913	1.11	20221102	COAL
<b>CONTAINERS-PAPER/PLASTIC</b>																				
	Sonoco Products	2	SON	62.99	3.11	2.08	0.89	1	-0.21	1.56	2	1.34	0.70	0.04	-0.14	2.19	6,142	0.75	20221031	CONTAINERS-PAPER/PLASTIC
	Sealed Air Corp	2	SEE	47.62	1.68	-0.03	-0.39	10	1.64	-1.34	5	-0.66	0.43	0.06	1.72	-0.45	6,916	0.49	20221101	CONTAINERS-PAPER/PLASTIC
	Amcor Plc	2	AMCR	11.47	4.18	-0.03	-1.19	10	-0.07	-0.82	3	-0.66	-0.01	-0.02	0.00	0.00	17,079	0.29	20221101	CONTAINERS-PAPER/PLASTIC
<b>DIVERSIFIED OPERATIONS</b>																				
	Lsb Inds Inc	2	LXU	16.42	0.00	-1.36	1.34	16	-1.36	-1.34	8	-0.20	-0.57	-0.01	-1.29	-0.45	1,457	2.17	20221101	DIVERSIFIED OPERATIONS
<b>FERTILIZERS</b>																				
	Cf Indus Hldgs	2	CF	107.70	1.49	2.08	0.89	1	-0.21	1.60	2	1.34	0.77	0.07	-0.14	2.38	21,460	0.09	20221102	FERTILIZERS
	Nutrien Ltd	2	NTR	83.21	2.41	0.91	-0.29	6	-0.07	-0.30	1	0.34	0.21	0.12	0.00	0.52	44,356	0.15	20221102	FERTILIZERS

Date: 10-26-2022

Stocks are grouped by INDUSTRY WITHIN SECTORS and sorted from most to least attractive based on integrated Polaris Score = iPSCORE (see "Report Headings" tab).

SECTOR CODES: 1-Energy, 2-Materials, 3-Industrials, 4-Consumer Discretionary, 5-Consumer Staples, 6-Healthcare

SECTOR CODES: 7-Financials, 8-Information Technology, 9-Communication Services, 10-Utilities, 11-Real Estate

	COMPANY	SECTOR	TICKER	PRICE	YIELD	iPSCORE	Behavioral Preference Factor	ABSOLUTE-SCALE METRICS			RELATIVE-SCALE METRICS					MKT CAP \$millions	DAYS2TR	EPS REPORT DATE	INDUSTRY GROUP	
								ABS DCOORD	TECH OUTLK	FUNDA OUTLK	REL DCOORD	rPSCORE	VTCAVG	VSCORE	TSCORE					CSCORE
	Scotts Mircl-Gr	2	SMG	47.26	5.59	0.01	-0.57	10	1.36	-0.97	1	0.34	0.49	0.07	1.43	0.00	2,618	0.48	20221102	FERTILIZERS
	Intrepid Potash	2	IPI	45.32	0.00	-0.19	0.44	11	-1.36	1.11	4	0.97	0.08	-0.07	-1.29	1.55	617	2.44	20221102	FERTILIZERS
	Cvr Partners Lp	2	UAN	123.81	32.47	-0.71	-0.60	13	0.79	-1.34	5	-0.66	0.16	0.11	0.86	-0.45	1,309	2.86	20221031	FERTILIZERS
	<b>GLASS PRODUCTS</b>																			
	O-I Glass Inc	2	OI	16.89	0.00	1.62	0.75	3	-0.21	1.11	2	1.34	0.67	0.03	-0.14	2.13	2,630	1.10	20221101	GLASS PRODUCTS
	<b>METAL PROD-DISTRIBUTOR</b>																			
	Arconic Corp	2	ARNC	21.34	0.00	-0.08	-0.94	10	1.64	-1.34	7	-1.93	0.38	-0.07	1.72	-0.45	2,191	1.66	20221101	METAL PROD-DISTRIBUTOR
	<b>MINING-GOLD</b>																			
	Sandstorm Gold	2	SAND	4.97	1.16	1.60	0.13	3	1.36	1.19	1	0.79	1.09	0.03	1.43	1.87	1,482	1.39	20221102	MINING-GOLD
	B2Gold Corp	2	BTG	3.15	5.08	0.87	-0.91	6	-1.36	-0.52	3	-0.66	0.15	-0.07	-1.29	0.52	3,382	0.79	20221101	MINING-GOLD
	Royal Gold Inc	2	RGLD	96.36	1.45	-1.34	-1.00	16	0.36	-0.97	1	0.34	0.17	0.08	0.43	0.00	6,325	0.58	20221102	MINING-GOLD
	<b>MINING-MISC</b>																			
	Piedmont Lithm	2	PLL	63.65	0.00	2.08	0.89	1	-0.21	1.63	2	1.34	0.83	0.11	-0.14	2.51	1,143	0.91	20221104	MINING-MISC
	Materion Corp	2	MTRN	82.93	0.60	1.84	0.95	2	-0.21	1.56	2	1.16	0.59	0.01	-0.14	2.19	1,701	2.34	20221102	MINING-MISC
	Mp Materials	2	MP	31.63	0.00	-0.93	-0.67	14	0.07	-0.56	5	-0.66	-0.04	0.06	0.14	-0.32	5,615	0.47	20221103	MINING-MISC
	Wheaton Prc Mtl	2	WPM	33.02	1.82	-1.33	1.56	16	-1.36	-1.41	6	0.61	-0.63	0.14	-1.29	-0.77	14,915	0.27	20221103	MINING-MISC
	Newmont Corp	2	NEM	42.72	5.15	-1.38	-0.82	16	0.07	-0.97	5	-0.66	-0.07	0.05	0.14	-0.39	33,906	0.07	20221101	MINING-MISC
	<b>MINING-SILVER</b>																			
	First Majestic	2	AG	8.38	0.29	-0.87	0.22	14	-1.64	-0.56	2	0.88	-0.35	0.14	-1.57	0.06	2,203	0.35	20221103	MINING-SILVER
	<b>PAPER &amp; PAPER PRODUCTS</b>																			
	Resolute Forest	2	RFP	20.50	0.00	-0.08	-0.94	10	1.07	-1.34	7	-1.93	0.19	-0.08	1.14	-0.45	1,577	2.10	20221103	PAPER & PAPER PRODUCTS
	<b>RUBBER &amp; PLASTIC PRODUCTS</b>																			
	Trinseo Plc	2	TSE	18.00	7.11	0.02	1.99	10	1.36	-1.45	6	0.61	-0.36	0.22	1.43	-1.03	630	2.60	20221102	RUBBER & PLASTIC PRODUCTS
	<b>STEEL-PIPE &amp; TUBES</b>																			
	Tenaris Sa-Adr	2	TS	29.91	3.74	0.70	-0.15	7	0.64	2.08	1	0.79	1.11	0.05	0.72	2.58	17,655	0.34	20221102	STEEL-PIPE & TUBES
	<b>STEEL-PRODUCERS</b>																			
	Cia Siderur-Adr	2	SID	2.49	10.90	-0.10	-0.88	10	-0.07	-1.01	7	-2.56	-0.18	-0.16	0.00	-0.39	3,455	2.49	20221102	STEEL-PRODUCERS
	<b>STEEL-SPECIALTY ALLOYS</b>																			
	Allegheny Tech	2	ATI	30.08	0.00	1.62	0.88	3	-0.21	1.19	2	1.16	0.59	0.03	-0.14	1.87	3,907	0.95	20221102	STEEL-SPECIALTY ALLOYS
	<b>Industrials</b>																			
	<b>AEROSPACE/DEFENSE</b>																			
	Embraer Air-Adr	3	ERJ	9.93	0.00	1.25	0.46	3	-0.36	1.19	2	0.92	0.66	0.15	-0.14	1.89	1,824	1.97	20221104	AEROSPACE/DEFENSE
	Huntington Ingl	3	HII	252.71	1.87	0.53	-0.51	6	-0.21	-0.30	3	-0.17	-0.09	-0.20	0.00	0.00	10,095	0.29	20221103	AEROSPACE/DEFENSE
	Virgin Galactic	3	SPCE	4.62	0.00	-0.45	-0.20	10	-0.07	-0.97	7	-2.28	-1.84	-3.76	0.14	-0.60	1,195	1.15	20221103	AEROSPACE/DEFENSE
	Leidos Holdings	3	LDOS	97.31	1.48	-1.69	0.69	16	-1.35	-0.78	6	-0.17	-0.38	0.18	-1.14	-0.60	13,287	0.43	20221101	AEROSPACE/DEFENSE
	<b>AEROSPACE/DEFENSE EQUIP</b>																			
	Kratos Defense	3	KTOS	10.47	0.00	0.51	-1.45	6	-0.36	-0.45	1	-0.64	0.08	0.10	-0.14	0.00	1,319	2.82	20221102	AEROSPACE/DEFENSE EQUIP
	Spirit Aerosys	3	SPR	24.70	0.16	-0.42	-0.30	10	1.35	-1.01	7	-1.58	-0.14	-0.67	1.57	-0.60	2,597	0.54	20221103	AEROSPACE/DEFENSE EQUIP

Date: 10-26-2022

Stocks are grouped by INDUSTRY WITHIN SECTORS and sorted from most to least attractive based on integrated Polaris Score = iPSCORE (see "Report Headings" tab).

SECTOR CODES: 1-Energy, 2-Materials, 3-Industrials, 4-Consumer Discretionary, 5-Consumer Staples, 6-Healthcare

SECTOR CODES: 7-Financials, 8-Information Technology, 9-Communication Services, 10-Utilities, 11-Real Estate

	COMPANY	SECTOR	TICKER	PRICE	YIELD	iPSCORE	Behavioral Preference Factor	ABSOLUTE-SCALE METRICS			RELATIVE-SCALE METRICS					MKT CAP \$millions	DAYS2TR	EPS REPORT DATE	INDUSTRY GROUP	
								ABS DCOORD	TECH OUTLK	FUNDA OUTLK	REL DCOORD	rPSCORE	VTCAVG	VSCORE	TSCORE					CSCORE
	Aerojet Rocketd	3	AJRD	47.49	0.00	-0.42	-0.30	10	-0.21	-0.93	7	-1.58	-0.29	-0.20	0.00	-0.60	3,820	1.15	20221101	AEROSPACE/DEFENSE EQUIP
	Curtiss Wright	3	CW	168.39	0.45	-0.42	-0.30	10	-0.21	-0.71	7	-1.58	-0.39	-0.42	0.00	-0.60	6,465	0.73	20221102	AEROSPACE/DEFENSE EQUIP
	Moog Inc A	3	MOG.A	82.39	1.26	-1.22	-0.24	14	-1.07	-0.34	2	0.38	-0.11	0.19	-0.86	0.00	2,635	2.80	20221104	AEROSPACE/DEFENSE EQUIP
	<b>AUTO MFRS-DOMESTIC</b>																			
	Nikola Corp	3	NKLA	3.11	0.00	0.47	-0.05	6	1.35	-0.49	7	-1.58	-0.41	-1.33	1.57	-0.53	1,348	0.69	20221103	AUTO MFRS-DOMESTIC
	Iaa Inc	3	IAA	37.09	0.00	-0.53	-0.04	11	-1.50	1.11	2	0.92	0.24	0.02	-1.28	1.58	4,961	0.71	20221101	AUTO MFRS-DOMESTIC
	<b>BLDG &amp; CONST PROD-MISC</b>																			
	Arcosa Inc	3	ACA	61.90	0.32	1.18	-1.26	3	-0.21	1.19	1	-0.64	0.58	0.12	0.00	1.58	2,993	1.73	20221102	BLDG & CONST PROD-MISC
	Adv Drainag Sys	3	WMS	124.98	0.38	0.83	1.22	5	-0.50	1.19	4	1.63	0.16	-0.68	-0.29	1.58	10,445	0.36	20221103	BLDG & CONST PROD-MISC
	Gibraltar Indus	3	ROCK	48.64	0.00	-0.53	-0.04	11	-1.07	1.08	2	0.92	0.47	0.32	-0.86	1.58	1,538	2.41	20221103	BLDG & CONST PROD-MISC
	<b>BLDG PROD-RETAIL/WHLSLE</b>																			
	Beacon Roofing	3	BECN	54.50	0.00	-0.41	-1.07	10	1.64	-0.86	5	-1.50	0.28	0.13	1.85	-0.60	3,543	0.60	20221103	BLDG PROD-RETAIL/WHLSLE
	<b>BLDG PROD-WOOD</b>																			
	Trex Company	3	TREX	47.01	0.00	0.58	0.27	6	-0.36	-0.52	2	0.92	0.16	0.43	-0.14	0.00	5,183	0.39	20221031	BLDG PROD-WOOD
	Jeld-Wen Holdng	3	JELD	9.56	0.00	0.54	-1.21	6	-0.07	-0.52	1	-0.01	0.95	2.05	0.14	0.00	806	2.26	20221031	BLDG PROD-WOOD
	Boise Cascade	3	BCC	64.51	0.74	0.38	0.21	7	-1.35	1.60	2	1.39	1.23	1.89	-1.14	1.96	2,545	1.55	20221031	BLDG PROD-WOOD
	<b>BLDG-HEAVY CONST</b>																			
	Mastec Inc	3	MTZ	76.36	0.00	-1.75	-0.68	16	0.36	-0.75	7	-1.58	-0.16	-0.20	0.57	-0.60	5,768	0.40	20221103	BLDG-HEAVY CONST
	<b>BUSINESS INFORMATION SERVICES</b>																			
	Verisk Analytic	3	VRSK	173.82	0.71	1.67	-0.07	1	1.64	1.52	3	0.45	0.65	-0.96	1.85	1.96	27,283	0.18	20221101	BUSINESS INFORMATION SERVICES
	Dun&Bradst Hldg	3	DNB	12.09	1.65	0.49	-0.93	6	1.64	-0.49	5	-1.03	1.00	1.69	1.85	-0.53	5,245	1.23	20221103	BUSINESS INFORMATION SERVICES
	<b>BUSINESS SERVICES</b>																			
	Avis Budget Grp	3	CAR	230.75	0.00	0.36	0.21	7	-1.50	2.08	2	0.92	0.87	0.92	-1.28	2.26	11,091	0.10	20221031	BUSINESS SERVICES
	Api Group Cp	3	APG	15.92	0.00	-1.67	1.52	16	-1.35	-0.93	8	0.30	-0.76	-0.32	-1.14	-1.06	3,712	1.69	20221103	BUSINESS SERVICES
	<b>CHEMICALS-DIVERSIFIED</b>																			
	Univar Solutns	3	UNVR	25.10	0.00	0.32	-1.27	7	0.07	1.56	1	-0.01	1.16	0.99	0.29	1.96	4,187	0.83	20221101	CHEMICALS-DIVERSIFIED
	<b>COMPUTER-PERIPHERAL EQ</b>																			
	Mercury Systems	3	MRCY	47.85	0.00	-1.69	0.69	16	0.36	-1.01	6	-0.17	-0.58	0.07	0.57	-1.06	2,765	1.62	20221101	COMPUTER-PERIPHERAL EQ
	<b>CONSULTING</b>																			
	Huron Constt Gp	3	HURN	73.02	0.00	1.23	-0.19	3	1.50	1.11	3	0.45	0.85	-0.15	1.71	1.58	1,518	2.67	20221101	CONSULTING
	<b>DIVERSIFIED OPERATIONS</b>																			
	Icahn Enterpris	3	IEP	54.28	14.74	-0.52	1.02	11	-1.07	1.19	4	1.24	-0.06	-0.88	-0.86	1.58	17,519	1.24	20221101	DIVERSIFIED OPERATIONS
	Itt Inc	3	ITT	73.83	1.43	-0.53	-0.04	11	0.07	1.08	2	0.92	0.22	0.03	0.29	1.58	6,106	0.91	20221103	DIVERSIFIED OPERATIONS
	<b>ELEC POWER</b>																			
	Generac Holding	3	GNRC	121.29	0.00	0.47	-0.82	6	1.35	-0.56	5	-1.50	0.41	0.51	1.57	-0.53	7,742	0.07	20221102	ELEC POWER
	<b>ELEC PRODUCTS-MISC</b>																			
	Hayward Hldgs	3	HAYW	9.04	0.00	0.53	-0.51	6	1.35	-0.52	3	-0.17	0.07	-0.66	1.57	0.00	1,952	1.74	20221101	ELEC PRODUCTS-MISC
	<b>ELEC TEST EQUIPMENT</b>																			



Date: 10-26-2022

Stocks are grouped by INDUSTRY WITHIN SECTORS and sorted from most to least attractive based on integrated Polaris Score = iPSCORE (see "Report Headings" tab).

SECTOR CODES: 1-Energy, 2-Materials, 3-Industrials, 4-Consumer Discretionary, 5-Consumer Staples, 6-Healthcare

SECTOR CODES: 7-Financials, 8-Information Technology, 9-Communication Services, 10-Utilities, 11-Real Estate

	COMPANY	SECTOR	TICKER	PRICE	YIELD	iPSCORE	Behavioral Preference Factor	ABSOLUTE-SCALE METRICS			RELATIVE-SCALE METRICS					MKT CAP \$millions	DAYS2TR	EPS REPORT DATE	INDUSTRY GROUP		
								ABS DCOORD	TECH OUTLK	FUNDA OUTLK	REL DCOORD	rPSCORE	VTCAVG	VSCORE	TSCORE					CSCORE	
	Ametek Inc	3	AME	123.04	0.72	0.34	-0.44	7	0.64	1.56	3	0.45	0.55	-0.52	0.86	1.96	28,247	0.18	20221101	ELEC TEST EQUIPMENT	
	<b>ELECTRONIC PARTS DISTRIB</b>																				
	Wesco Intl Inc	3	WCC	133.41	0.00	1.62	-1.14	1	-0.21	1.60	1	-0.64	0.80	0.33	0.00	1.96	6,766	0.49	20221103	ELECTRONIC PARTS DISTRIB	
	<b>ENGINEERING/R&amp;D SVCS</b>																				
	Quanta Services	3	PWR	142.35	0.20	0.53	-0.51	6	-0.21	0.18	3	-0.17	-0.13	-0.75	0.00	0.60	20,359	0.21	20221103	ENGINEERING/R&D SVCS	
	Fluor Corp-New	3	FLR	28.83	0.00	0.47	-0.05	6	-0.21	-0.52	7	-1.58	-0.43	-0.58	0.00	-0.53	4,096	0.48	20221104	ENGINEERING/R&D SVCS	
	Gates Industrl	3	GTES	11.11	0.00	-1.30	-1.32	14	0.36	-0.49	5	-1.50	0.18	0.52	0.57	-0.53	3,136	2.06	20221104	ENGINEERING/R&D SVCS	
	Howmet Aerosp	3	HWM	35.57	0.22	-1.64	1.70	16	0.64	-1.30	8	0.85	-0.74	-0.37	0.86	-1.13	14,776	0.24	20221031	ENGINEERING/R&D SVCS	
	<b>ENGINES-INT COMBUSTION</b>																				
	Cummins Inc	3	CMI	234.68	2.68	1.67	-0.07	1	-0.21	2.00	3	0.45	0.78	-0.06	0.00	2.41	33,088	0.12	20221103	ENGINES-INT COMBUSTION	
	<b>FURNITURE</b>																				
	Willscot Mobile	3	WSC	40.80	0.00	-1.08	-0.49	13	1.50	-1.34	7	-1.58	-0.66	-1.37	1.71	-1.13	9,079	0.32	20221102	FURNITURE	
	<b>GOVERNMENT SERVICES</b>																				
	Icf Intl Inc	3	ICFI	117.48	0.48	1.23	-0.19	3	-0.21	1.11	3	0.45	0.27	-0.81	0.00	1.89	2,211	1.66	20221103	GOVERNMENT SERVICES	
	<b>INDSTRAL AUTOMTN/ROBOTICS</b>																				
	Rockwell Automt	3	ROK	241.65	1.85	0.39	1.10	7	0.36	1.56	4	1.63	0.19	-0.46	0.57	1.96	27,895	0.16	20221102	INDSTRAL AUTOMTN/ROBOTICS	
	<b>INDUSTRIAL SERVICES</b>																				
	Siteone Landscp	3	SITE	113.22	0.00	-0.43	-0.90	10	-0.07	-0.86	5	-1.89	0.03	0.45	0.14	-0.60	5,099	0.61	20221102	INDUSTRIAL SERVICES	
	<b>INSTRUMENTS-CONTROL</b>																				
	Watts Water Tec	3	WTS	137.20	0.87	0.36	0.21	7	-1.07	1.60	2	0.92	0.55	0.20	-0.86	1.96	4,590	1.79	20221102	INSTRUMENTS-CONTROL	
	<b>INTERNET SERVICES</b>																				
	Uber Technologs	3	UBER	28.36	0.00	0.53	-0.51	6	-0.07	-0.56	3	-0.17	-0.41	-0.99	0.14	0.00	56,150	0.03	20221101	INTERNET SERVICES	
	<b>IT SERVICES</b>																				
	Stem Inc	3	STEM	13.08	0.00	0.82	1.39	5	-0.50	1.11	4	1.24	-0.03	-1.10	-0.29	1.58	2,015	0.61	20221103	IT SERVICES	
	<b>MACHINE-TOOLS &amp; REL PROD</b>																				
	Kennametal Inc	3	KMT	25.48	3.14	-1.24	0.81	14	-1.35	-0.52	6	-0.17	0.00	0.98	-1.14	-0.53	2,076	1.07	20221031	MACHINE-TOOLS & REL PROD	
	<b>MACHINERY-ELECTRICAL</b>																				
	Regal Beloit Cp	3	RRX	151.08	0.93	-0.42	-0.30	10	-0.21	-0.75	7	-1.58	-0.44	-0.54	0.00	-0.60	10,043	0.32	20221031	MACHINERY-ELECTRICAL	
	Emerson Elec Co	3	EMR	84.55	2.44	-0.50	0.85	11	-1.35	1.11	4	1.63	0.26	-0.02	-1.14	1.58	49,994	0.09	20221102	MACHINERY-ELECTRICAL	
	Eaton Corp Plc	3	ETN	146.05	2.22	-1.64	1.70	16	-1.07	-0.75	8	0.85	-0.64	-0.55	-0.86	-0.60	58,172	0.08	20221101	MACHINERY-ELECTRICAL	
	<b>MACHINERY-FARM</b>																				
	Agco Corp	3	AGCO	118.70	0.81	-0.53	-0.04	11	-1.07	1.11	2	0.92	0.46	0.30	-0.86	1.58	8,855	0.34	20221101	MACHINERY-FARM	
	<b>MACHINERY-GEN INDUSTRIAL</b>																				
	Kadant Inc	3	KAI	172.58	0.60	0.51	-1.45	6	1.64	-0.34	1	-0.64	0.44	0.03	1.85	0.00	2,013	2.59	20221101	MACHINERY-GEN INDUSTRIAL	
	Parker Hannifin	3	PH	281.86	1.89	0.36	0.21	7	-1.07	1.60	2	0.92	0.65	0.27	-0.86	2.19	36,208	0.09	20221103	MACHINERY-GEN INDUSTRIAL	
	Flowserve Corp	3	FLS	27.48	2.91	-0.41	-1.07	10	-0.07	-0.89	5	-1.50	0.10	0.61	0.14	-0.60	3,591	0.76	20221031	MACHINERY-GEN INDUSTRIAL	
	Xylem Inc	3	XYL	98.22	1.22	-0.42	-0.30	10	-0.21	-1.23	7	-1.58	-0.59	-0.47	0.00	-1.13	17,697	0.27	20221101	MACHINERY-GEN INDUSTRIAL	
	Ingersoll-Rand	3	IR	48.89	0.16	-1.20	1.82	14	-1.07	-0.45	8	0.85	-0.59	-0.50	-0.86	-0.53	19,712	0.22	20221102	MACHINERY-GEN INDUSTRIAL	

Date: 10-26-2022

Stocks are grouped by INDUSTRY WITHIN SECTORS and sorted from most to least attractive based on integrated Polaris Score = iPSCORE (see "Report Headings" tab).

SECTOR CODES: 1-Energy, 2-Materials, 3-Industrials, 4-Consumer Discretionary, 5-Consumer Staples, 6-Healthcare

SECTOR CODES: 7-Financials, 8-Information Technology, 9-Communication Services, 10-Utilities, 11-Real Estate

	COMPANY	SECTOR	TICKER	PRICE	YIELD	iPSCORE	Behavioral Preference Factor	ABSOLUTE-SCALE METRICS			RELATIVE-SCALE METRICS					MKT CAP \$millions	DAYS2TR	EPS REPORT DATE	INDUSTRY GROUP	
								ABS DCOORD	TECH OUTLK	FUNDA OUTLK	REL DCOORD	rPSCORE	VTCAVG	VSCORE	TSCORE					CSCORE
<b>METAL PROC &amp; FABRICATION</b>																				
	Grafftech Intl	3	EAF	5.26	0.76	-0.39	-1.18	10	1.64	-0.78	5	-1.03	1.02	1.79	1.85	-0.60	1,369	2.10	20221104	METAL PROC & FABRICATION
<b>OIL FIELD MACH &amp; EQUIP</b>																				
	Now Inc	3	DNOW	11.70	0.00	1.18	-1.26	3	-0.21	1.15	1	-0.64	0.66	0.31	0.00	1.58	1,295	2.93	20221102	OIL FIELD MACH & EQUIP
<b>OTHER ALT ENERGY</b>																				
	Ameresco Inc-A	3	AMRC	61.73	0.00	0.78	-0.32	5	1.21	1.08	3	0.45	0.77	-0.20	1.43	1.58	3,198	1.13	20221101	OTHER ALT ENERGY
	Bloom Energy-A	3	BE	17.97	0.00	-1.44	1.58	15	-1.21	-0.97	8	0.30	-0.92	-1.09	-1.00	-0.60	3,202	0.47	20221103	OTHER ALT ENERGY
<b>POLLUTION CONTROL EQ &amp; SVS</b>																				
	Energy Recovery	3	ERII	24.44	0.00	1.67	-0.07	1	1.50	2.08	3	0.45	0.35	-1.79	1.71	2.26	1,368	1.93	20221102	POLLUTION CONTROL EQ & SVS
<b>PROTECTION-SFTY EQ &amp; SVC</b>																				
	Johnson Contrl	3	JCI	57.18	2.45	0.39	1.10	7	-1.35	1.52	4	1.63	0.34	-0.12	-1.14	1.96	39,386	0.11	20221103	PROTECTION-SFTY EQ & SVC
	Resideo Tech	3	REZI	22.52	0.00	-1.19	-0.23	14	-1.07	-0.45	2	0.92	0.18	0.99	-0.86	0.00	3,281	2.25	20221101	PROTECTION-SFTY EQ & SVC
<b>RETAIL-MISC/DIVERSIFIED</b>																				
	Kar Auction Svc	3	KAR	13.88	0.00	-1.66	0.81	16	-1.64	-0.93	6	0.45	0.18	1.59	-1.43	-0.60	1,608	1.53	20221101	RETAIL-MISC/DIVERSIFIED
<b>SATELLITE COMMUNICATION</b>																				
	Maxar Tech Inc	3	MAXR	21.31	0.19	1.65	-0.90	1	-0.07	1.63	1	-0.01	1.16	1.07	0.14	1.96	1,581	2.34	20221103	SATELLITE COMMUNICATION
<b>SOLAR</b>																				
	Sunrun Inc	3	RUN	21.14	0.00	-0.80	-0.88	12	0.50	-0.56	3	-0.17	0.05	-0.25	0.71	0.00	4,484	0.14	20221102	SOLAR
<b>STAFFING</b>																				
	Insperty Inc	3	NSP	109.11	1.91	1.67	-0.07	1	-0.50	2.00	3	0.45	0.73	-0.07	-0.29	2.26	4,149	1.12	20221031	STAFFING
<b>TECHNOLOGY SERVICES</b>																				
	Tusimple Hldgs	3	TSP	6.21	0.00	1.57	-0.10	1	1.35	2.04	3	-1.81	-2.79	-8.90	1.57	2.41	1,387	2.17	20221101	TECHNOLOGY SERVICES
	Parsons Corp	3	PSN	44.24	0.00	1.23	-0.19	3	-0.21	1.11	3	0.45	0.15	-0.86	0.00	1.58	4,582	1.83	20221102	TECHNOLOGY SERVICES
	Spx Corp	3	SPXC	63.12	0.00	1.18	-1.26	3	-0.21	1.11	1	-0.64	0.71	0.41	0.00	1.58	2,854	2.29	20221103	TECHNOLOGY SERVICES
	Trane Tech Plc	3	TT	153.96	1.74	-0.42	-0.30	10	-0.21	-0.75	7	-1.58	-0.35	-0.34	0.00	-0.60	35,675	0.13	20221102	TECHNOLOGY SERVICES
<b>TRANSPORT-AIR FREIGHT</b>																				
	Air Transpt Svc	3	ATSG	27.56	0.00	1.65	-0.90	1	0.36	1.56	1	-0.01	1.17	0.21	0.57	1.96	2,050	2.30	20221103	TRANSPORT-AIR FREIGHT
	Atlas Air World	3	AAWW	100.55	0.00	1.20	-1.02	3	-0.21	1.11	1	-0.01	0.98	1.03	0.00	1.58	2,848	0.55	20221103	TRANSPORT-AIR FREIGHT
<b>TRANSPORTATION-AIRLINE</b>																				
	Allegiant Travl	3	ALGT	70.04	0.00	-0.41	-1.07	10	1.35	-1.01	5	-1.50	0.46	1.03	1.57	-1.06	1,273	1.20	20221102	TRANSPORTATION-AIRLINE
<b>TRANSPORTATION-EQP &amp; LSNG</b>																				
	Triton Intl Ltd	3	TRTN	58.60	4.44	1.20	-1.02	3	0.07	1.15	1	-0.01	1.61	1.63	0.29	1.58	3,634	0.78	20221101	TRANSPORTATION-EQP & LSNG
	Air Lease Corp	3	AL	34.52	2.14	0.51	-1.45	6	-0.07	-0.49	1	-0.64	0.45	0.94	0.14	0.00	3,827	1.47	20221103	TRANSPORTATION-EQP & LSNG
	Amerco Inc	3	UHAL	577.80	0.00	-1.19	-0.23	14	-1.50	-0.34	2	0.92	0.09	0.64	-1.28	0.00	11,331	0.83	20221102	TRANSPORTATION-EQP & LSNG
	Wabtech	3	WAB	89.98	0.67	-1.22	-0.24	14	-1.07	-0.34	2	0.38	-0.15	0.10	-0.86	0.00	16,435	0.34	20221101	TRANSPORTATION-EQP & LSNG
<b>TRANSPORTATION-SHIP</b>																				
	Scorpio Tankers	3	STNG	48.52	0.82	1.23	-0.19	3	-0.21	0.74	3	0.45	0.40	-0.23	0.00	1.51	2,832	0.40	20221101	TRANSPORTATION-SHIP
	Euronav Sa	3	EURN	18.22	0.12	0.53	-0.51	6	-0.21	-0.04	3	-0.17	-0.12	-0.72	0.00	0.60	3,675	1.07	20221103	TRANSPORTATION-SHIP

Date: 10-26-2022

Stocks are grouped by INDUSTRY WITHIN SECTORS and sorted from most to least attractive based on integrated Polaris Score = iPSCORE (see "Report Headings" tab).

SECTOR CODES: 1-Energy, 2-Materials, 3-Industrials, 4-Consumer Discretionary, 5-Consumer Staples, 6-Healthcare

SECTOR CODES: 7-Financials, 8-Information Technology, 9-Communication Services, 10-Utilities, 11-Real Estate

	COMPANY	SECTOR	TICKER	PRICE	YIELD	iPSCORE	Behavioral Preference Factor	ABSOLUTE-SCALE METRICS			RELATIVE-SCALE METRICS					MKT CAP \$millions	DAYS2TR	EPS REPORT DATE	INDUSTRY GROUP	
								ABS DCOORD	TECH OUTLK	FUNDA OUTLK	REL DCOORD	rPSCORE	VTCAVG	VSCORE	TSCORE					CSCORE
	Genco Shpg&Trdg	3	GNK	14.15	14.13	-1.75	-1.44	16	1.35	-1.45	5	-1.50	0.86	2.63	1.57	-1.13	598	1.57	20221102	TRANSPORTATION-SHIP
	Eagle Bulk Shpg	3	EGL	50.58	17.40	-1.75	-0.68	16	0.36	-1.01	7	-1.58	-0.16	-0.19	0.57	-0.60	693	1.61	20221103	TRANSPORTATION-SHIP
	<b>TRANSPORTATION-SVCS</b>																			
	Ch Robinson Wwd	3	CHRW	94.80	2.32	0.98	-1.08	4	0.93	1.56	1	-0.01	1.35	0.98	1.14	1.96	11,744	0.20	20221102	TRANSPORTATION-SVCS
	Xpo Logistics	3	XPO	48.37	0.00	0.58	0.27	6	-1.64	-0.41	2	0.92	0.38	0.92	-1.43	0.00	5,564	0.36	20221031	TRANSPORTATION-SVCS
	Matson Inc	3	MATX	72.54	1.71	-1.17	-0.22	14	-1.64	-0.49	2	1.39	1.10	3.22	-1.43	0.00	2,828	0.77	20221102	TRANSPORTATION-SVCS
	<b>TRANSPORTATION-TRUCK</b>																			
	Saia Inc	3	SAIA	198.18	0.00	1.69	0.06	1	1.64	1.52	3	1.00	1.05	-0.07	1.85	1.96	5,234	0.32	20221031	TRANSPORTATION-TRUCK
	Werner Entrprs	3	WERN	38.23	1.36	0.56	0.26	6	-0.07	-0.37	2	0.38	0.03	0.15	0.14	0.00	2,424	1.25	20221102	TRANSPORTATION-TRUCK
	Arcbest Corp	3	ARCB	75.98	0.63	0.51	-1.45	6	1.64	-0.34	1	-0.64	0.71	0.63	1.85	0.00	1,864	1.73	20221101	TRANSPORTATION-TRUCK
	<b>UTILITY-GAS DISTRIBUTION</b>																			
	Mdu Resources	3	MDU	27.81	3.13	-0.09	0.08	9	-0.50	-0.49	2	0.92	0.22	0.65	-0.29	0.00	5,655	0.84	20221103	UTILITY-GAS DISTRIBUTION
	<b>WASTE REMOVAL SVCS</b>																			
	Clean Harbors	3	CLH	118.60	0.00	1.72	1.47	1	-0.64	1.63	4	1.63	0.51	-0.10	-0.43	1.96	6,417	0.53	20221102	WASTE REMOVAL SVCS
	Gfl Environmntl	3	GFL	26.69	0.18	0.58	0.27	6	-0.36	-0.52	2	0.92	0.19	0.50	-0.14	0.00	9,029	0.77	20221102	WASTE REMOVAL SVCS
	Stericycle Inc	3	SRCL	43.51	0.00	0.56	-0.38	6	1.64	-0.41	3	0.45	0.37	-0.13	1.85	0.00	4,011	0.91	20221103	WASTE REMOVAL SVCS
	Waste Connectn	3	WCN	132.58	0.69	-0.07	1.14	9	-0.93	-0.30	4	1.24	-0.42	-0.57	-0.71	0.00	34,097	0.14	20221102	WASTE REMOVAL SVCS
	<b>Consumer Discr</b>																			
	<b>AUDIO/VIDEO HOME PROD</b>																			
	Sony Corp Adr	4	SONY	67.24	0.58	0.87	-1.20	6	-0.34	-0.04	1	-0.53	0.94	0.13	-0.27	1.30	83,176	0.40	20221101	AUDIO/VIDEO HOME PROD
	<b>AUTO MFRS-DOMESTIC</b>																			
	Fisker Inc	4	FSR	7.85	0.00	1.67	0.05	3	1.30	1.19	3	1.24	1.23	-0.37	1.36	2.67	2,345	0.62	20221102	AUTO MFRS-DOMESTIC
	Fox Factory Hld	4	FOXF	81.92	0.00	1.59	-1.01	3	-0.07	1.11	1	-0.53	0.87	0.26	0.00	2.35	3,462	1.39	20221103	AUTO MFRS-DOMESTIC
	<b>AUTO MFRS-FOREIGN</b>																			
	Toyota Motor Cp	4	TM	137.07	2.86	0.90	-0.38	6	1.30	-0.52	3	0.03	0.61	-0.20	1.36	0.65	191,621	0.67	20221103	AUTO MFRS-FOREIGN
	Honda Motor	4	HMC	22.52	1.76	0.87	-1.20	6	1.57	-0.45	1	-0.53	0.91	0.42	1.64	0.65	38,523	0.77	20221104	AUTO MFRS-FOREIGN
	<b>AUTO/TRUCK-ORIGINAL EQP</b>																			
	Amer Axle & Mfg	4	AXL	8.99	0.00	0.94	0.56	6	-0.20	-0.52	2	1.05	0.39	0.66	-0.14	0.65	1,030	1.86	20221104	AUTO/TRUCK-ORIGINAL EQP
	Gentherm Inc	4	THRM	56.40	0.00	0.90	-0.38	6	1.30	-0.52	3	0.03	0.63	-0.16	1.36	0.65	1,870	1.88	20221102	AUTO/TRUCK-ORIGINAL EQP
	Tenneco Inc	4	TEN	18.83	0.00	0.90	-0.38	6	1.02	-0.56	3	0.03	0.34	-0.17	1.09	0.08	1,570	0.94	20221104	AUTO/TRUCK-ORIGINAL EQP
	Ferrari Nv	4	RACE	196.51	0.00	0.70	0.50	7	-1.57	2.00	2	1.05	0.56	0.13	-1.50	3.08	36,305	0.36	20221102	AUTO/TRUCK-ORIGINAL EQP
	Adient Plc	4	ADNT	34.50	0.00	0.68	-0.32	7	0.34	2.04	3	0.68	1.06	-0.31	0.41	3.08	3,271	0.99	20221104	AUTO/TRUCK-ORIGINAL EQP
	Lci Industries	4	LCII	101.16	4.15	-0.09	1.05	10	-0.34	-0.89	6	-0.71	0.12	1.13	-0.27	-0.49	2,572	1.35	20221101	AUTO/TRUCK-ORIGINAL EQP
	Lear Corporatn	4	LEA	136.19	2.26	-1.61	-0.38	16	0.07	-0.93	7	-2.47	-0.24	-0.38	0.14	-0.49	8,086	0.29	20221101	AUTO/TRUCK-ORIGINAL EQP
	<b>BLDG &amp; CONST PROD-MISC</b>																			
	Topbuild Corp	4	BLD	167.89	0.00	2.15	0.18	1	1.30	2.00	3	1.24	1.44	-0.14	1.36	3.08	5,436	0.61	20221101	BLDG & CONST PROD-MISC
	Installed Build	4	IBP	86.03	1.46	2.13	-0.29	1	1.57	1.60	1	0.87	1.59	0.36	1.64	2.75	2,473	1.88	20221103	BLDG & CONST PROD-MISC
	Frontdoor Inc	4	FTDR	21.75	0.00	-0.09	-0.75	10	-0.07	-0.97	3	-0.71	-0.10	-0.31	0.00	0.00	1,772	1.62	20221103	BLDG & CONST PROD-MISC



Date: 10-26-2022

Stocks are grouped by INDUSTRY WITHIN SECTORS and sorted from most to least attractive based on integrated Polaris Score = iPSCORE (see "Report Headings" tab).

SECTOR CODES: 1-Energy, 2-Materials, 3-Industrials, 4-Consumer Discretionary, 5-Consumer Staples, 6-Healthcare

SECTOR CODES: 7-Financials, 8-Information Technology, 9-Communication Services, 10-Utilities, 11-Real Estate

	COMPANY	SECTOR	TICKER	PRICE	YIELD	iPSCORE	Behavioral Preference Factor	ABSOLUTE-SCALE METRICS			RELATIVE-SCALE METRICS					MKT CAP \$millions	DAYS2TR	EPS REPORT DATE	INDUSTRY GROUP	
								ABS DCOORD	TECH OUTLK	FUNDA OUTLK	REL DCOORD	rPSCORE	VTCAVG	VSCORE	TSCORE					CSCORE
<b>BLDG PROD-WOOD</b>																				
	Floor&Decor Hld	4	FND	74.64	0.00	-0.14	-1.81	10	1.30	-0.86	1	-1.92	0.03	0.08	1.36	0.00	7,915	0.20	20221103	BLDG PROD-WOOD
<b>BLDG-MOBILE/MFG &amp; RV</b>																				
	Skyline Corp	4	SKY	59.48	0.00	-0.27	1.01	11	-1.43	1.11	4	0.96	-0.02	-0.62	-1.36	1.94	3,384	1.10	20221101	BLDG-MOBILE/MFG & RV
	Cavco Indus Inc	4	CVCO	231.35	0.00	-0.33	-1.51	11	0.07	1.19	1	-0.53	0.95	0.36	0.14	2.35	2,057	2.07	20221103	BLDG-MOBILE/MFG & RV
<b>CONS SERVICES - MISC</b>																				
	Block H & R	4	HRB	41.15	2.82	1.93	1.23	2	-0.48	1.63	4	1.79	0.77	-0.03	-0.41	2.75	6,528	0.34	20221101	CONS SERVICES - MISC
	Rent-A-Center	4	RCII	19.90	6.83	-0.12	0.00	10	1.57	-0.97	7	-1.27	0.28	-0.33	1.64	-0.49	1,178	1.11	20221102	CONS SERVICES - MISC
<b>CONSUMER PROD-MISC DISCRECTN</b>																				
	Funko Inc-A	4	FNKO	22.36	0.00	1.59	-1.01	3	1.16	0.63	1	-0.53	1.03	0.18	1.23	1.38	1,121	2.46	20221103	CONSUMER PROD-MISC DISCRECTN
<b>CONSUMER PROD-MISC STAPLES</b>																				
	Franchise Group	4	FRG	28.61	8.74	-0.09	-1.45	10	1.30	-0.93	1	-0.53	0.67	0.61	1.36	0.00	1,155	1.71	20221103	CONSUMER PROD-MISC STAPLES
<b>ELECTRONIC COMMERCE</b>																				
	Wayfair Inc	4	W	34.52	0.00	2.16	0.82	1	1.30	2.04	2	1.52	1.04	0.34	1.36	3.08	3,666	0.17	20221103	ELECTRONIC COMMERCE
	Expedia Inc	4	EXPE	98.71	0.00	1.63	-0.71	3	1.30	1.15	1	0.22	1.44	0.57	1.36	2.35	15,553	0.11	20221103	ELECTRONIC COMMERCE
	Carvana Co	4	CVNA	15.28	0.00	0.84	-1.44	6	1.30	-0.56	1	-1.27	0.53	0.14	1.36	0.08	2,883	0.13	20221103	ELECTRONIC COMMERCE
	Qurate Retail-A	4	QRTEA	2.31	0.00	-0.05	0.37	10	-0.34	-0.97	2	0.50	0.17	0.78	-0.27	0.00	883	1.96	20221104	ELECTRONIC COMMERCE
	Ebay Inc	4	EBAY	38.97	2.26	-0.05	0.37	10	-0.34	-0.75	2	0.50	0.13	0.67	-0.27	0.00	21,409	0.11	20221102	ELECTRONIC COMMERCE
	Revolve Group	4	RVLV	23.63	0.00	-0.12	-1.69	10	0.34	-1.01	1	-1.27	0.57	0.03	0.41	0.00	1,733	0.90	20221102	ELECTRONIC COMMERCE
	Booking Holdngs	4	BKNG	1874.61	0.00	-0.99	0.82	14	-1.57	0.00	4	0.96	-0.13	-0.16	-1.50	1.30	74,434	0.04	20221102	ELECTRONIC COMMERCE
<b>FUNERAL SVCS &amp; REL</b>																				
	Service Corp In	4	SCI	60.72	1.65	-0.09	-0.75	10	-0.07	-0.78	3	-0.71	-0.01	-0.02	0.00	0.00	9,574	0.35	20221101	FUNERAL SVCS & REL
<b>FURNITURE</b>																				
	Leggett & Platt	4	LEG	32.83	5.36	-0.18	-0.89	10	-0.07	-0.97	5	-2.75	0.02	0.53	0.00	-0.49	4,385	0.78	20221031	FURNITURE
<b>GAMING</b>																				
	Draftkings Inc	4	DKNG	14.10	0.00	2.17	1.29	1	-0.34	2.04	4	1.79	0.72	-0.64	-0.27	3.08	11,866	0.08	20221104	GAMING
	Mgm Resorts Int	4	MGM	34.19	0.03	-0.26	0.25	11	-1.57	1.19	2	1.05	0.42	0.43	-1.50	2.35	13,440	0.14	20221102	GAMING
	Penn Natl Gamng	4	PENN	31.40	0.00	-1.01	0.12	14	-1.30	-0.52	2	0.50	-0.17	0.09	-1.23	0.65	4,979	0.22	20221103	GAMING
<b>HOTELS &amp; MOTELS</b>																				
	Playa HtIs&Rsrt	4	PLYA	5.85	0.00	1.63	-0.71	3	1.57	1.19	1	0.22	1.46	0.37	1.64	2.35	971	2.94	20221103	HOTELS & MOTELS
	Marriott Intl-A	4	MAR	155.43	0.77	0.68	-0.32	7	0.07	1.56	3	0.68	0.91	-0.17	0.14	2.75	50,445	0.08	20221103	HOTELS & MOTELS
	Hyatt Hotels Cp	4	H	89.74	0.00	-0.27	1.01	11	-1.43	0.74	4	0.96	-0.01	-0.51	-1.36	1.86	9,899	0.43	20221103	HOTELS & MOTELS
	Marriot Vac Ww	4	VAC	144.75	1.71	-0.28	-0.57	11	0.61	1.15	3	0.68	0.96	-0.15	0.68	2.35	5,687	0.56	20221031	HOTELS & MOTELS
<b>INTERNET CONTENT</b>																				
	Airbnb Inc	4	ABNB	118.45	0.00	-0.33	-0.81	11	0.34	1.19	3	-0.71	0.08	-2.51	0.41	2.35	76,838	0.04	20221101	INTERNET CONTENT
<b>INTERNET SERVICES</b>																				
	Doordash Inc	4	DASH	47.46	0.00	-0.06	-0.63	10	1.30	-1.01	3	0.03	0.35	-0.35	1.36	0.00	18,323	0.11	20221103	INTERNET SERVICES
	Etsy Inc	4	ETSY	103.24	0.00	-0.09	-0.75	10	-0.07	-0.93	3	-0.71	-0.18	-0.55	0.00	0.00	13,071	0.07	20221102	INTERNET SERVICES

Date: 10-26-2022

Stocks are grouped by INDUSTRY WITHIN SECTORS and sorted from most to least attractive based on integrated Polaris Score = iPSCORE (see "Report Headings" tab).

SECTOR CODES: 1-Energy, 2-Materials, 3-Industrials, 4-Consumer Discretionary, 5-Consumer Staples, 6-Healthcare

SECTOR CODES: 7-Financials, 8-Information Technology, 9-Communication Services, 10-Utilities, 11-Real Estate

	COMPANY	SECTOR	TICKER	PRICE	YIELD	iPSCORE	Behavioral Preference Factor	ABSOLUTE-SCALE METRICS			RELATIVE-SCALE METRICS					MKT CAP \$millions	DAYS2TR	EPS REPORT DATE	INDUSTRY GROUP	
								ABS DCOORD	TECH OUTLK	FUNDA OUTLK	REL DCOORD	rPSCORE	VTCAVG	VSCORE	TSCORE					CScore
<b>INTERNET SOFTWARE</b>																				
	Chegg Inc	4	CHGG	22.19	0.00	-0.99	0.82	14	-1.30	0.04	4	0.96	-0.05	-0.20	-1.23	1.30	2,805	0.86	20221101	INTERNET SOFTWARE
<b>LEISURE &amp; RECREATION PROD</b>																				
	Peloton Interac	4	PTON	7.48	0.00	1.59	-1.01	3	-0.07	1.11	1	-0.53	0.95	0.51	0.00	2.35	2,531	0.20	20221103	LEISURE & RECREATION PROD
	Malibu Boats-A	4	MBUU	51.99	0.00	0.84	-1.44	6	1.57	-0.49	1	-1.27	0.59	1.13	1.64	0.65	1,060	2.94	20221104	LEISURE & RECREATION PROD
	Acushnet Hldgs	4	GOLF	45.58	1.58	0.21	1.13	9	-0.89	-0.30	4	0.96	-0.14	-0.23	-0.82	0.65	3,244	1.92	20221103	LEISURE & RECREATION PROD
	Vista Outdoor	4	VSTO	27.40	0.00	-0.98	0.07	14	-1.57	0.04	2	1.05	0.23	0.92	-1.50	1.30	1,549	1.70	20221102	LEISURE & RECREATION PROD
<b>LEISURE &amp; RECREATION SVCS</b>																				
	Cedar Fair	4	FUN	40.27	2.98	0.90	-0.90	6	1.57	-0.08	1	0.22	1.17	0.54	1.64	1.30	2,297	2.39	20221102	LEISURE & RECREATION SVCS
	Camping World	4	CWH	27.30	9.16	-0.16	-1.06	10	1.30	-1.45	5	-2.29	0.30	0.07	1.36	-0.57	2,275	1.10	20221101	LEISURE & RECREATION SVCS
	Caesars Entertn	4	CZR	42.49	0.00	-0.99	0.82	14	-1.57	-0.11	4	0.96	-0.23	-0.46	-1.50	1.30	9,111	0.12	20221101	LEISURE & RECREATION SVCS
	Norwegian Cruis	4	NCLH	15.83	0.00	-1.49	0.81	16	-1.30	-1.01	4	0.40	-0.44	-0.06	-1.23	0.00	6,671	0.06	20221102	LEISURE & RECREATION SVCS
	Royal Caribbean	4	RCL	50.90	0.00	-1.49	0.81	16	-1.57	-1.01	4	0.40	-0.48	-0.20	-1.50	0.00	12,983	0.06	20221104	LEISURE & RECREATION SVCS
<b>PROTECTION-SFTY EQ &amp; SVC</b>																				
	Adt Inc	4	ADT	8.45	1.66	1.67	1.34	3	-0.20	1.15	4	1.42	0.45	-0.85	-0.14	2.35	7,702	0.46	20221103	PROTECTION-SFTY EQ & SVC
<b>REAL ESTATE DEVELOPMENT</b>																				
	Lgi Homes Inc	4	LGIH	87.80	0.00	-0.05	0.37	10	-1.57	-0.97	2	0.50	0.06	0.46	-1.50	0.00	2,043	1.35	20221101	REAL ESTATE DEVELOPMENT
<b>RETAIL-FOOD &amp; RESTAURANTS</b>																				
	Dine Brands Glb	4	DIN	68.72	2.97	1.59	-1.01	3	-1.30	1.11	1	-0.53	0.96	0.54	-1.23	2.35	1,078	1.89	20221102	RETAIL-FOOD & RESTAURANTS
	Yum China Hldgs	4	YUMC	40.91	1.17	0.46	0.44	8	-1.16	0.67	2	1.05	0.28	0.07	-1.09	1.86	17,167	0.28	20221101	RETAIL-FOOD & RESTAURANTS
	Starbucks Corp	4	SBUX	85.21	2.30	0.19	0.43	9	-0.48	-0.30	2	0.50	0.13	0.15	-0.41	0.65	97,770	0.04	20221103	RETAIL-FOOD & RESTAURANTS
	Restaurant Brnd	4	QSR	57.46	3.76	-0.03	1.07	10	-0.20	-0.75	4	0.96	-0.10	-0.16	-0.14	0.00	17,592	0.33	20221103	RETAIL-FOOD & RESTAURANTS
	Yum! Brands Inc	4	YUM	111.24	2.05	-0.07	1.88	10	-1.30	-1.30	8	-0.15	-0.36	-0.24	-1.23	-0.57	31,653	0.13	20221102	RETAIL-FOOD & RESTAURANTS
	Papa Johns Intl	4	PZZA	71.06	2.36	-0.12	-1.69	10	1.30	-0.93	1	-1.27	0.51	0.13	1.36	0.00	2,512	0.56	20221103	RETAIL-FOOD & RESTAURANTS
	Shake Shack Inc	4	SHAK	51.22	0.00	-1.01	0.12	14	-1.30	-0.30	2	0.50	-0.15	0.16	-1.23	0.65	2,155	0.62	20221103	RETAIL-FOOD & RESTAURANTS
	Cheesecake Fact	4	CAKE	32.87	3.29	-1.49	0.81	16	-1.57	-0.93	4	0.40	-0.57	-0.17	-1.50	0.00	1,717	0.87	20221101	RETAIL-FOOD & RESTAURANTS
<b>RETAIL-HOME FURNISHINGS</b>																				
	Tempur Sealy	4	TPX	28.24	1.42	-1.51	0.05	16	-1.30	-0.78	2	-0.15	-0.31	0.31	-1.23	0.00	4,863	0.48	20221103	RETAIL-HOME FURNISHINGS
<b>RETAIL-FOOD &amp; RESTAURANTS</b>																				
	Brinker Intl	4	EAT	31.02	0.00	-1.51	0.05	16	-1.30	-0.97	2	-0.15	-0.35	0.21	-1.23	0.00	1,366	1.05	20221102	RETAIL-FOOD & RESTAURANTS
<b>RETAIL-MISC/DIVERSIFIED</b>																				
	Odp Corp/The	4	ODP	40.16	0.00	-1.52	0.80	16	-1.43	-0.89	4	-0.25	-0.70	-0.71	-1.36	0.00	1,976	1.72	20221102	RETAIL-MISC/DIVERSIFIED
<b>RUBBER-TIRES</b>																				
	Goodyear Tire	4	GT	12.13	0.00	-0.02	0.32	10	-0.34	-0.93	2	1.05	0.34	1.30	-0.27	0.00	3,430	0.54	20221031	RUBBER-TIRES
<b>SCHOOLS</b>																				
	Adtelum Gbl Edu	4	ATGE	40.93	0.00	-0.12	-1.69	10	-0.20	-0.89	1	-1.27	0.63	0.38	-0.14	0.00	1,858	1.57	20221103	SCHOOLS
	Graham Holdings	4	GHC	614.80	1.03	-1.51	0.05	16	-1.02	-0.89	2	-0.15	-0.31	0.04	-0.96	0.00	3,001	2.77	20221102	SCHOOLS
	Bright Horzn Fs	4	BFAM	64.05	0.00	-1.58	-2.18	16	0.07	-0.97	1	-1.92	0.05	0.01	0.14	0.00	3,703	0.82	20221101	SCHOOLS

Date: 10-26-2022

Stocks are grouped by INDUSTRY WITHIN SECTORS and sorted from most to least attractive based on integrated Polaris Score = iPScore (see "Report Headings" tab).

SECTOR CODES: 1-Energy, 2-Materials, 3-Industrials, 4-Consumer Discretionary, 5-Consumer Staples, 6-Healthcare

SECTOR CODES: 7-Financials, 8-Information Technology, 9-Communication Services, 10-Utilities, 11-Real Estate

	COMPANY	SECTOR	TICKER	PRICE	YIELD	iPScore	Behavioral Preference Factor	ABSOLUTE-SCALE METRICS			RELATIVE-SCALE METRICS					MKT CAP \$millions	DAYS2TR	EPS REPORT DATE	INDUSTRY GROUP	
								ABS DCOORD	TECH OUTLK	FUNDA OUTLK	REL DCOORD	rPScore	VTCAVG	VSCORE	TSCORE					CSCORE
	Laureate Educat	4	Laur	12.29	0.00	-1.58	-0.38	16	0.61	-0.97	7	-1.92	0.00	-0.21	0.68	-0.49	2,024	2.61	20221103	SCHOOLS
	<b>SHOES &amp; REL APPAREL</b>																			
	Steven Madden	4	SHOO	29.97	2.80	-1.51	0.05	16	-1.57	-0.86	2	-0.15	-0.38	0.38	-1.50	0.00	2,368	1.03	20221102	SHOES & REL APPAREL
	<b>TECHNOLOGY SERVICES</b>																			
	Aptiv Plc	4	APTV	90.30	0.00	0.84	-1.44	6	-0.07	-0.49	1	-1.27	0.31	0.28	0.00	0.65	24,465	0.15	20221103	TECHNOLOGY SERVICES
	<b>TEXTILE-APPAREL MFG</b>																			
	Under Armour-A	4	UAA	7.37	0.00	0.94	0.56	6	-0.34	-0.52	2	1.05	0.61	1.45	-0.27	0.65	3,355	0.35	20221103	TEXTILE-APPAREL MFG
	Hanesbrands Inc	4	HBI	7.46	8.04	0.90	-0.90	6	1.30	-0.08	1	0.22	1.13	0.71	1.36	1.30	2,603	0.40	20221103	TEXTILE-APPAREL MFG
	Under Armour-C	4	UA	6.53	0.00	-0.02	0.32	10	-0.34	-0.89	2	1.05	0.28	1.11	-0.27	0.00	2,973	1.27	20221103	TEXTILE-APPAREL MFG
	Crocs Inc	4	CROX	79.52	0.00	-0.03	1.07	10	-0.20	-0.86	4	0.96	-0.18	-0.40	-0.14	0.00	4,902	0.21	20221103	TEXTILE-APPAREL MFG
	Kontoor Brands	4	KTb	36.87	4.99	-1.49	0.81	16	-1.57	-0.82	4	0.40	-0.61	-0.31	-1.50	0.00	2,042	1.38	20221103	TEXTILE-APPAREL MFG
	<b>TOYS/GAMES/HOBBY PROD</b>																			
	Nintendo Ltd	4	NTDOY	10.10	4.15	0.92	-0.26	6	1.30	-0.08	3	0.68	0.87	-0.08	1.36	1.30	52,467	1.94	20221103	TOYS/GAMES/HOBBY PROD
	<b>Consumer Staple</b>																			
	<b>BEVERAGES-ALCOHOLIC</b>																			
	Molson Coors-B	5	TAP	50.57	3.01	0.62	-1.35	6	1.61	-0.41	1	-0.20	0.69	0.38	1.26	0.44	10,960	0.47	20221101	BEVERAGES-ALCOHOLIC
	<b>BEVERAGES-SOFT DRINKS</b>																			
	Monster Beverag	5	MNST	91.66	0.00	-0.27	-0.01	10	1.47	-1.38	7	-1.30	-0.05	-0.60	1.12	-0.82	48,294	0.10	20221103	BEVERAGES-SOFT DRINKS
	Coca Cola Bottl	5	COKE	469.65	0.21	-1.51	0.47	16	0.35	-1.27	6	-0.37	-0.10	0.15	0.00	-0.51	4,402	1.48	20221101	BEVERAGES-SOFT DRINKS
	<b>COSMETICS &amp; TOILETRIES</b>																			
	E.L.F. Beauty	5	ELF	43.36	0.00	1.71	1.62	1	-0.21	1.63	4	0.74	-0.46	-2.14	-0.56	2.28	2,273	0.92	20221102	COSMETICS & TOILETRIES
	Estee Lauder	5	EL	205.12	1.17	0.64	-0.47	6	1.33	-0.49	3	0.31	0.18	-0.40	0.98	0.00	73,208	0.07	20221102	COSMETICS & TOILETRIES
	Nu Skin Enterp	5	NUS	38.10	4.04	0.62	-1.35	6	-1.33	-0.49	1	-0.20	0.74	0.52	-1.68	0.44	1,913	1.46	20221102	COSMETICS & TOILETRIES
	<b>FOOD-CONFECTIONERY</b>																			
	Hershey Co/The	5	HSY	234.12	1.77	1.73	1.63	1	-0.21	1.56	4	1.33	-0.05	-0.92	-0.56	2.09	47,991	0.12	20221104	FOOD-CONFECTIONERY
	Hostess Brands	5	TWnk	25.74	0.00	-0.19	1.86	10	-0.21	-0.78	8	0.74	-0.85	-1.61	-0.56	-0.06	3,513	0.92	20221102	FOOD-CONFECTIONERY
	<b>FOOD-MISC/DIVERSIFIED</b>																			
	Mgp Ingredients	5	MGPI	108.43	0.44	1.27	-0.30	3	1.47	1.15	3	0.31	0.49	-0.89	1.12	1.78	2,385	1.10	20221103	FOOD-MISC/DIVERSIFIED
	Kellogg Co	5	K	74.09	3.19	0.68	1.34	6	-0.21	-0.30	4	1.33	-0.23	-0.29	-0.56	0.44	25,199	0.19	20221103	FOOD-MISC/DIVERSIFIED
	Lancaster Colon	5	LANC	176.01	1.82	-0.19	1.86	10	-0.21	-1.27	8	0.74	-0.47	-0.31	-0.56	-0.51	4,850	0.81	20221102	FOOD-MISC/DIVERSIFIED
	Nomad Foods Ltd	5	NOMD	13.46	0.00	-0.21	0.99	10	-0.35	-0.86	6	0.31	0.55	2.26	-0.70	-0.06	2,322	1.11	20221103	FOOD-MISC/DIVERSIFIED
	Medifast Inc	5	MED	118.53	5.53	-0.21	0.99	10	-0.07	-0.89	6	0.31	0.19	1.03	-0.42	-0.06	1,306	1.50	20221103	FOOD-MISC/DIVERSIFIED
	Mondelez Intl	5	MDLZ	59.31	2.60	-0.27	-0.01	10	0.35	-1.30	7	-1.30	0.05	-0.48	0.00	-0.82	81,288	0.05	20221101	FOOD-MISC/DIVERSIFIED
	Ingredion Inc	5	INGR	85.89	3.31	-0.43	-0.05	11	0.07	1.11	2	0.23	-0.01	0.75	-0.28	1.78	5,628	0.83	20221103	FOOD-MISC/DIVERSIFIED
	Freshpet Inc	5	FRPT	57.68	0.00	-1.02	0.87	14	0.35	-0.56	4	1.33	0.01	-0.21	0.00	0.44	2,758	0.44	20221101	FOOD-MISC/DIVERSIFIED
	Sysco Corp	5	SYy	82.52	2.38	-1.47	1.52	16	-1.05	-1.19	8	0.74	-0.74	-0.21	-1.40	-0.51	41,818	0.11	20221101	FOOD-MISC/DIVERSIFIED
	<b>RETAIL-DRUG STORES</b>																			
	Herbalife Ltd	5	HLF	22.20	0.00	1.32	0.42	3	-0.35	1.15	2	1.51	0.82	1.75	-0.70	1.78	2,395	1.19	20221031	RETAIL-DRUG STORES



Date: 10-26-2022

Stocks are grouped by INDUSTRY WITHIN SECTORS and sorted from most to least attractive based on integrated Polaris Score = iPSCORE (see "Report Headings" tab).

SECTOR CODES: 1-Energy, 2-Materials, 3-Industrials, 4-Consumer Discretionary, 5-Consumer Staples, 6-Healthcare

SECTOR CODES: 7-Financials, 8-Information Technology, 9-Communication Services, 10-Utilities, 11-Real Estate

	COMPANY	SECTOR	TICKER	PRICE	YIELD	iPSCORE	Behavioral Preference Factor	ABSOLUTE-SCALE METRICS			RELATIVE-SCALE METRICS					MKT CAP \$millions	DAYS2TR	EPS REPORT DATE	INDUSTRY GROUP	
								ABS DCOORD	TECH OUTLK	FUNDA OUTLK	REL DCOORD	rPSCORE	VTCAVG	VSCORE	TSCORE					CSCORE
<b>SOAP &amp; CLNG PREPARATNS</b>																				
	Clorox Co	5	CLX	140.46	3.36	-1.06	-0.23	14	0.35	-0.52	2	0.23	-0.01	0.04	0.00	0.00	17,327	0.17	20221101	SOAP & CLNG PREPARATNS
<b>Health Care</b>																				
<b>CONSUMER PROD-MISC DISCRECTN</b>																				
	Prestige Brands	6	PBH	53.03	0.00	-0.76	-0.04	11	-1.66	1.08	2	0.47	-0.03	0.09	-1.59	1.43	2,639	1.88	20221103	CONSUMER PROD-MISC DISCRECTN
<b>INSTRUMENTS-SCIENTIFIC</b>																				
	Mettler-Toledo	6	MTD	1230.89	0.00	-0.74	-0.23	11	0.36	1.11	3	0.88	0.42	-0.25	0.43	1.09	27,703	0.18	20221103	INSTRUMENTS-SCIENTIFIC
	Bruker Corp	6	BRKR	60.79	0.33	-1.42	0.73	14	-1.66	-0.34	4	0.72	-0.58	-0.12	-1.59	0.00	9,005	0.48	20221103	INSTRUMENTS-SCIENTIFIC
	Waters Corp	6	WAT	296.81	0.00	-1.49	-0.27	14	0.36	-0.34	7	-1.00	-0.09	-0.23	0.43	-0.48	17,772	0.23	20221101	INSTRUMENTS-SCIENTIFIC
<b>INSURANCE-MULTI LINE</b>																				
	Cigna Corp	6	CI	310.92	1.44	1.50	1.25	1	-0.22	1.52	4	1.29	0.53	-0.04	-0.14	1.76	94,867	0.04	20221103	INSURANCE-MULTI LINE
<b>INTERNET SOFTWARE</b>																				
	Evolent Health	6	EVH	31.35	0.00	1.27	1.38	2	-0.51	1.63	4	1.04	0.33	-0.35	-0.43	1.76	2,871	0.77	20221102	INTERNET SOFTWARE
<b>LARGE CAP PHARMA</b>																				
	Lilly Eli & Co	6	LLY	351.31	1.12	-0.60	0.01	10	1.52	-0.86	7	-1.00	0.07	-0.86	1.59	-0.54	333,806	0.02	20221101	LARGE CAP PHARMA
	Novo-Nordisk As	6	NVO	108.17	0.75	-1.94	-0.41	16	0.22	-1.38	7	-1.00	-0.48	-0.72	0.29	-1.02	244,785	0.21	20221102	LARGE CAP PHARMA
	Pfizer Inc	6	PFE	45.59	3.51	-1.98	-1.73	16	0.36	-1.30	5	-2.06	-0.08	0.35	0.43	-1.02	255,867	0.03	20221101	LARGE CAP PHARMA
<b>LASERS-SYS/COMPONENTS</b>																				
	Cutera Inc	6	CUTR	47.13	0.00	-1.21	2.17	13	-0.22	-1.01	8	0.39	-0.51	-0.55	-0.14	-0.54	923	2.17	20221103	LASERS-SYS/COMPONENTS
<b>MEDICAL INFORMATION SYSTEMS</b>																				
	Allscripts Hlth	6	MDRX	14.63	0.00	0.99	-0.80	3	1.37	1.15	1	-0.35	1.00	0.11	1.45	1.43	1,621	1.42	20221103	MEDICAL INFORMATION SYSTEMS
	Axonics Moduln	6	AXNX	71.15	0.00	0.60	1.17	5	-0.51	1.15	4	1.04	0.08	-0.75	-0.43	1.43	3,352	0.66	20221031	MEDICAL INFORMATION SYSTEMS
	Syneos Health	6	SYNH	50.36	0.00	0.25	-1.03	6	1.37	-0.49	5	-2.06	0.39	0.18	1.45	-0.48	5,170	0.73	20221104	MEDICAL INFORMATION SYSTEMS
	1Life Healthcar	6	ONEM	17.10	0.00	-0.29	0.89	9	-0.51	0.11	4	1.04	-0.19	-0.67	-0.43	0.54	3,338	0.47	20221102	MEDICAL INFORMATION SYSTEMS
	Omnicell Inc	6	OMCL	78.40	0.00	-0.60	0.47	10	-0.36	-0.86	6	-1.00	-0.27	0.03	-0.29	-0.54	3,472	0.71	20221102	MEDICAL INFORMATION SYSTEMS
	10X Genomics	6	TXG	26.50	0.00	-0.60	0.01	10	-0.07	-1.01	7	-1.00	-0.37	-0.58	0.00	-0.54	2,990	0.85	20221102	MEDICAL INFORMATION SYSTEMS
	Schrodinger Inc	6	SDGR	22.68	0.00	-0.60	0.01	10	-0.07	-0.75	7	-1.00	-0.43	-0.75	0.00	-0.54	1,615	2.74	20221103	MEDICAL INFORMATION SYSTEMS
	Inspire Med Sys	6	INSP	181.05	0.00	-0.60	0.01	10	-0.07	-0.97	7	-1.00	-0.45	-0.82	0.00	-0.54	5,004	0.49	20221101	MEDICAL INFORMATION SYSTEMS
	Irhythm Tech	6	IRTC	125.34	0.00	-1.71	-0.34	15	0.94	-0.97	7	-1.00	0.10	-0.18	1.01	-0.54	3,764	0.55	20221101	MEDICAL INFORMATION SYSTEMS
<b>MEDICAL INSTRUMENTS</b>																				
	Nevro Corp	6	NVRO	41.12	0.00	1.50	1.25	1	-0.36	2.00	4	1.29	0.53	-0.15	-0.29	2.04	1,455	0.90	20221102	MEDICAL INSTRUMENTS
	Veracyte Inc	6	VCYT	17.63	0.00	0.99	-0.80	3	-0.07	1.08	1	-0.35	0.56	0.27	0.00	1.43	1,262	1.50	20221102	MEDICAL INSTRUMENTS
	Glaukos Corp	6	GKOS	54.26	0.00	0.38	1.10	6	-0.22	-0.49	4	1.04	-0.16	-0.32	-0.14	0.00	2,568	1.40	20221102	MEDICAL INSTRUMENTS
	Livanova Plc	6	LIVN	47.51	0.00	0.37	0.12	6	1.66	-0.04	3	0.88	0.74	-0.07	1.74	0.54	2,539	1.21	20221102	MEDICAL INSTRUMENTS
	Alphatec Hldgs	6	ATEC	10.33	0.00	0.13	0.24	7	-1.09	1.52	2	0.47	0.25	0.01	-1.01	1.76	1,081	2.52	20221103	MEDICAL INSTRUMENTS
	Transmedics Grp	6	TMDX	47.51	0.00	-0.54	2.38	10	-0.22	-1.41	8	0.39	-0.89	-1.17	-0.14	-1.36	1,335	1.82	20221103	MEDICAL INSTRUMENTS
	Hologic Inc	6	HOLX	65.30	0.00	-0.62	-1.30	10	0.36	-0.82	5	-1.49	0.47	0.21	0.43	-0.54	16,302	0.22	20221031	MEDICAL INSTRUMENTS
	Steris Plc	6	STE	171.90	1.09	-0.64	-1.31	10	1.37	-0.86	5	-2.06	0.32	0.04	1.45	-0.54	17,193	0.23	20221101	MEDICAL INSTRUMENTS

Date: 10-26-2022

Stocks are grouped by INDUSTRY WITHIN SECTORS and sorted from most to least attractive based on integrated Polaris Score = iPSCORE (see "Report Headings" tab).

SECTOR CODES: 1-Energy, 2-Materials, 3-Industrials, 4-Consumer Discretionary, 5-Consumer Staples, 6-Healthcare

SECTOR CODES: 7-Financials, 8-Information Technology, 9-Communication Services, 10-Utilities, 11-Real Estate

	COMPANY	SECTOR	TICKER	PRICE	YIELD	iPSCORE	Behavioral Preference Factor	ABSOLUTE-SCALE METRICS			RELATIVE-SCALE METRICS					MKT CAP \$millions	DAYS2TR	EPS REPORT DATE	INDUSTRY GROUP	
								ABS DCOORD	TECH OUTLK	FUNDA OUTLK	REL DCOORD	rPSCORE	VTCAVG	VSCORE	TSCORE					CSCORE
	Fresenius Med	6	FMS	14.18	3.47	-0.64	-1.31	10	-0.07	-0.97	5	-2.06	0.24	1.25	0.00	-0.54	8,310	1.25	20221101	MEDICAL INSTRUMENTS
	Pacific Biosci	6	PACB	8.23	0.00	-1.42	0.73	14	-1.52	-0.41	4	0.72	-0.62	-0.40	-1.45	0.00	1,850	0.54	20221101	MEDICAL INSTRUMENTS
	Penumbra Inc	6	PEN	175.52	0.00	-1.65	2.03	15	-0.51	-0.93	8	0.39	-0.61	-0.55	-0.43	-0.54	6,650	0.55	20221103	MEDICAL INSTRUMENTS
	Tandem Diabetes	6	TNDM	55.78	0.00	-1.88	1.96	16	-1.37	-1.01	8	0.39	-0.67	-0.15	-1.30	-0.54	3,582	0.52	20221102	MEDICAL INSTRUMENTS
	Abiomed Inc	6	ABMD	264.29	0.00	-1.88	1.96	16	-1.37	-0.75	8	0.39	-0.76	-0.42	-1.30	-0.54	12,058	0.31	20221101	MEDICAL INSTRUMENTS
	Inari Medical	6	NARI	75.36	0.00	-1.88	1.96	16	-1.52	-1.01	8	0.39	-1.17	-1.11	-1.45	-0.95	4,023	0.48	20221102	MEDICAL INSTRUMENTS
	Idexx Labs Inc	6	IDXX	352.35	0.00	-1.94	-0.41	16	0.07	-0.89	7	-1.00	-0.35	-0.25	0.14	-0.95	29,334	0.15	20221101	MEDICAL INSTRUMENTS
	<b>MEDICAL PRODUCTS</b>																			
	Tg Therapeutics	6	TGTX	5.38	0.00	1.48	0.46	1	1.66	2.08	3	0.88	1.20	-0.19	1.74	2.04	782	2.05	20221103	MEDICAL PRODUCTS
	Agios Pharmact	6	AGIO	26.96	0.00	1.27	1.38	2	-0.51	1.52	4	1.04	0.19	-0.76	-0.43	1.76	1,478	1.64	20221103	MEDICAL PRODUCTS
	Lantheus Hldgs	6	LNTH	74.35	0.00	0.60	1.17	5	-0.51	0.70	4	1.04	0.05	-0.43	-0.43	1.02	5,111	0.19	20221103	MEDICAL PRODUCTS
	Maravai Lfs Hld	6	MRVI	16.70	0.00	0.35	0.05	6	-0.07	-0.56	3	0.47	-0.03	-0.08	0.00	0.00	4,262	0.62	20221102	MEDICAL PRODUCTS
	Atricure Inc	6	ATRC	38.79	0.00	0.32	-1.01	6	-0.36	0.04	1	-0.35	0.75	0.26	-0.29	0.54	1,801	2.03	20221101	MEDICAL PRODUCTS
	Canopy Growth	6	CGC	2.91	0.00	-0.60	0.47	10	-1.37	-0.93	6	-1.00	-0.23	0.16	-1.30	-0.54	1,398	0.56	20221104	MEDICAL PRODUCTS
	Envista Holding	6	NVST	33.67	0.00	-0.64	-1.31	10	1.37	-0.86	5	-2.06	0.32	0.05	1.45	-0.54	5,501	0.40	20221103	MEDICAL PRODUCTS
	Owens & Minor	6	OMI	16.75	0.01	-0.64	-1.31	10	1.37	-1.01	5	-2.06	0.30	0.39	1.45	-0.95	1,277	1.22	20221102	MEDICAL PRODUCTS
	Zimmer Biomet	6	ZBH	110.73	0.87	-0.74	0.75	11	-1.37	1.08	4	1.04	0.03	-0.04	-1.30	1.43	23,233	0.22	20221102	MEDICAL PRODUCTS
	Quidel Corp	6	QDEL	82.50	0.00	-0.76	-0.04	11	-1.66	1.11	2	0.47	0.13	0.58	-1.59	1.43	5,524	0.48	20221102	MEDICAL PRODUCTS
	Insulet Corp	6	PODD	238.03	0.00	-1.65	2.03	15	-0.51	-0.97	8	0.39	-0.67	-0.75	-0.43	-0.54	16,520	0.30	20221103	MEDICAL PRODUCTS
	Stryker Corp	6	SYK	224.62	1.24	-1.88	1.96	16	-1.37	-0.75	8	0.39	-0.66	-0.14	-1.30	-0.54	84,941	0.08	20221031	MEDICAL PRODUCTS
	<b>MEDICAL SERVICES</b>																			
	Progyny Inc	6	PGNY	40.00	0.00	1.48	0.66	1	-0.22	2.08	2	0.88	0.65	0.06	-0.14	2.04	3,683	1.15	20221103	MEDICAL SERVICES
	Amn Hlthcr Svcs	6	AMN	120.04	0.00	1.48	0.66	1	-0.65	2.04	2	0.88	0.57	0.25	-0.58	2.04	5,194	0.36	20221103	MEDICAL SERVICES
	Icon Plc	6	ICLR	196.73	0.00	1.02	0.25	3	-0.07	1.08	3	0.47	0.39	-0.27	0.00	1.43	16,012	0.19	20221102	MEDICAL SERVICES
	Alignment Hlthc	6	ALHC	12.67	0.00	0.58	0.38	5	-0.51	1.19	2	0.47	0.38	0.16	-0.43	1.43	2,372	2.48	20221103	MEDICAL SERVICES
	Premier Inc-A	6	PINC	33.86	2.48	0.37	0.12	6	0.36	0.11	3	0.88	0.76	0.00	0.43	0.54	3,998	1.49	20221101	MEDICAL SERVICES
	Lhc Group Inc	6	LHCG	165.93	0.00	0.35	0.05	6	1.09	-0.52	3	0.47	0.30	-0.25	1.16	0.00	5,149	0.55	20221102	MEDICAL SERVICES
	Apollo Medical	6	AMEH	33.67	0.00	0.32	-1.01	6	1.66	-0.30	1	-0.35	0.60	0.35	1.74	0.00	1,901	2.95	20221103	MEDICAL SERVICES
	Natera Inc	6	NTRA	45.31	0.00	-0.07	0.96	8	-0.51	1.11	4	1.04	0.02	-0.65	-0.43	1.43	4,393	0.51	20221103	MEDICAL SERVICES
	Sotera Health	6	SHC	7.09	0.00	-0.64	-1.31	10	1.37	-0.86	5	-2.06	0.32	0.05	1.45	-0.54	2,006	1.85	20221102	MEDICAL SERVICES
	Organon&Co	6	OGN	24.73	4.53	-0.64	-1.31	10	1.66	-1.38	5	-2.06	0.19	0.19	1.74	-1.36	6,290	0.49	20221103	MEDICAL SERVICES
	Agilon Health	6	AGL	20.82	0.00	-1.02	-1.43	12	0.94	-0.11	1	-0.35	0.57	0.15	1.01	0.54	8,468	0.72	20221103	MEDICAL SERVICES
	Charles Rvr Lab	6	CRL	219.12	0.00	-1.43	-0.25	14	-1.37	-0.49	2	0.47	-0.43	0.02	-1.30	0.00	11,145	0.21	20221102	MEDICAL SERVICES
	<b>MEDICAL-BIOMED/GENETICS</b>																			
	Acadia Pharma	6	ACAD	15.72	0.00	1.48	0.46	1	-0.07	1.63	3	0.88	1.07	-0.29	0.00	1.76	2,544	1.05	20221102	MEDICAL-BIOMED/GENETICS
	Intellia Therap	6	NTLA	51.22	0.00	1.47	0.39	1	-0.07	1.52	3	0.47	0.09	-1.49	0.00	1.76	3,893	0.50	20221103	MEDICAL-BIOMED/GENETICS
	Bluebird Bio	6	BLUE	6.17	0.00	1.24	0.59	2	-0.94	1.63	2	0.47	0.30	0.00	-0.87	1.76	476	0.86	20221104	MEDICAL-BIOMED/GENETICS
	Sarepta Therap	6	SRPT	112.10	0.00	1.05	1.31	3	-0.22	1.15	4	1.04	0.38	-0.41	-0.14	1.70	9,816	0.22	20221102	MEDICAL-BIOMED/GENETICS

Date: 10-26-2022

Stocks are grouped by INDUSTRY WITHIN SECTORS and sorted from most to least attractive based on integrated Polaris Score = iPSCORE (see "Report Headings" tab).

SECTOR CODES: 1-Energy, 2-Materials, 3-Industrials, 4-Consumer Discretionary, 5-Consumer Staples, 6-Healthcare

SECTOR CODES: 7-Financials, 8-Information Technology, 9-Communication Services, 10-Utilities, 11-Real Estate

	COMPANY	SECTOR	TICKER	PRICE	YIELD	iPSCORE	Behavioral Preference Factor	ABSOLUTE-SCALE METRICS			RELATIVE-SCALE METRICS					MKT CAP \$millions	DAYS2TR	EPS REPORT DATE	INDUSTRY GROUP
								ABS DCOORD	TECH OUTLK	FUNDA OUTLK	REL DCOORD	rPSCORE	VCAVG	VSCORE	TSCORE				
Springworks Thr	6	SWTX	25.13	0.00	1.04	0.33	3	1.66	1.15	3	0.88	0.96	-0.55	1.74	1.70	1,568	1.41	20221103	MEDICAL-BIOMED/GENETICS
Ngm Biopharmact	6	NGM	4.71	0.00	1.04	0.33	3	-0.07	1.19	3	0.88	0.63	-0.02	0.00	1.90	379	2.82	20221103	MEDICAL-BIOMED/GENETICS
Immunovant Inc	6	IMVT	10.28	0.00	1.04	0.52	3	-0.22	1.15	2	0.88	0.47	0.13	-0.14	1.43	1,198	1.08	20221104	MEDICAL-BIOMED/GENETICS
Rhythm Pharmct	6	RYTM	24.32	0.00	1.02	0.25	3	1.52	0.70	3	0.47	0.14	-2.21	1.59	1.02	1,355	1.31	20221101	MEDICAL-BIOMED/GENETICS
Kymera Therptcs	6	KYMR	25.46	0.00	1.02	0.25	3	-1.37	1.11	3	0.47	-0.03	-1.52	-1.30	1.43	1,393	1.60	20221103	MEDICAL-BIOMED/GENETICS
Exelixis Inc	6	EXEL	16.67	0.00	0.99	-0.80	3	1.66	1.11	1	-0.35	1.12	0.20	1.74	1.43	5,365	0.51	20221101	MEDICAL-BIOMED/GENETICS
Immunic Inc	6	IMUX	1.70	0.00	0.99	-0.80	3	-0.07	1.19	1	-0.35	0.63	0.21	0.00	1.70	52	1.53	20221103	MEDICAL-BIOMED/GENETICS
Intercept Pharm	6	ICPT	14.00	0.00	0.82	1.24	4	0.94	1.63	4	1.04	0.27	-0.22	1.01	1.76	417	1.77	20221101	MEDICAL-BIOMED/GENETICS
Harmony Biosci	6	HRMY	51.69	0.00	0.38	1.10	6	-0.22	-0.49	4	1.04	-0.12	-0.21	-0.14	0.00	3,058	1.08	20221101	MEDICAL-BIOMED/GENETICS
Denali Therapct	6	DNLI	27.46	0.00	0.37	0.12	6	1.37	0.04	3	0.88	0.44	-0.68	1.45	0.54	3,387	0.78	20221103	MEDICAL-BIOMED/GENETICS
Ultragenyx Phar	6	RARE	39.39	0.00	0.37	0.12	6	1.37	-0.04	3	0.88	0.42	-0.75	1.45	0.54	2,759	0.72	20221101	MEDICAL-BIOMED/GENETICS
Sorrento Therap	6	SRNE	1.59	0.00	0.37	2.60	6	-0.36	-0.56	8	0.80	-0.26	-0.02	-0.29	-0.48	715	2.50	20221104	MEDICAL-BIOMED/GENETICS
Rocket Pharmact	6	RCKT	17.11	0.00	0.35	0.31	6	-0.22	0.18	2	0.47	0.30	0.09	-0.14	0.95	1,126	1.27	20221102	MEDICAL-BIOMED/GENETICS
Myriad Genetics	6	MYGN	19.56	0.00	0.35	0.05	6	-0.07	-0.56	3	0.47	-0.07	-0.21	0.00	0.00	1,577	2.58	20221101	MEDICAL-BIOMED/GENETICS
Regenxbio Inc	6	RGNX	22.31	0.00	0.32	-1.01	6	1.66	-0.04	1	-0.35	0.79	0.07	1.74	0.54	964	2.85	20221101	MEDICAL-BIOMED/GENETICS
Vir Biotechnlgy	6	VIR	21.92	0.00	0.13	0.24	7	-1.66	2.08	2	0.47	0.19	0.12	-1.59	2.04	2,907	1.28	20221103	MEDICAL-BIOMED/GENETICS
Allogene Therps	6	ALLO	9.79	0.00	-0.07	-0.02	8	0.94	1.11	3	0.88	0.42	-1.18	1.01	1.43	1,408	1.50	20221103	MEDICAL-BIOMED/GENETICS
Deciphera Pharm	6	DCPH	16.62	0.00	-0.29	0.89	9	-0.22	-0.52	4	1.04	-0.40	-0.78	-0.14	0.00	1,111	2.43	20221101	MEDICAL-BIOMED/GENETICS
Cytokinetcs Inc	6	CYTK	46.22	0.00	-0.30	1.08	9	-0.51	0.15	4	0.72	-0.51	-1.64	-0.43	0.54	4,351	0.46	20221103	MEDICAL-BIOMED/GENETICS
Prothena Cp Plc	6	PRTA	60.35	0.00	-0.52	2.32	10	-0.22	-0.93	8	0.80	-0.45	-0.67	-0.14	-0.54	2,832	0.29	20221103	MEDICAL-BIOMED/GENETICS
Provention Bio	6	PRVB	6.68	0.00	-0.54	2.38	10	-0.22	-0.97	8	0.39	-0.71	-1.45	-0.14	-0.54	428	2.18	20221103	MEDICAL-BIOMED/GENETICS
Bionano Genomic	6	BNGO	2.34	0.00	-0.54	2.38	10	-0.65	-0.97	8	0.39	-0.72	-1.03	-0.58	-0.54	678	1.59	20221103	MEDICAL-BIOMED/GENETICS
Exact Sciences	6	EXAS	33.38	0.00	-0.60	0.01	10	-0.36	-0.86	7	-1.00	0.28	-0.08	-0.29	-0.54	5,907	0.35	20221103	MEDICAL-BIOMED/GENETICS
Fate Therapeutc	6	FATE	19.66	0.00	-0.60	0.01	10	1.37	-0.75	7	-1.00	0.19	-0.34	1.45	-0.54	1,907	1.08	20221103	MEDICAL-BIOMED/GENETICS
Regeneron Pharm	6	REGN	747.33	0.00	-0.60	0.01	10	1.52	-1.38	7	-1.00	0.00	-0.23	1.59	-1.36	81,465	0.04	20221103	MEDICAL-BIOMED/GENETICS
Iovance Biothpt	6	IOVA	9.70	0.00	-0.60	0.01	10	-0.07	-0.89	7	-1.00	-0.30	-0.35	0.00	-0.54	1,525	1.24	20221103	MEDICAL-BIOMED/GENETICS
Arvinas Inc	6	ARVN	44.15	0.00	-0.60	0.01	10	-1.37	-0.93	7	-1.00	-0.31	-0.39	-1.30	-0.54	2,349	1.67	20221102	MEDICAL-BIOMED/GENETICS
Bio-Techne Cp	6	TECH	296.60	0.43	-0.60	0.01	10	-0.07	-1.27	7	-1.00	-0.43	-0.27	0.00	-1.02	11,633	0.26	20221101	MEDICAL-BIOMED/GENETICS
Guardant Health	6	GH	46.71	0.00	-0.60	0.01	10	-0.07	-0.82	7	-1.00	-0.47	-0.86	0.00	-0.54	4,775	0.46	20221103	MEDICAL-BIOMED/GENETICS
Novavax Inc	6	NVAX	22.58	0.00	-0.64	-1.31	10	1.37	-1.45	5	-2.06	-0.05	0.02	1.45	-1.63	1,764	0.19	20221103	MEDICAL-BIOMED/GENETICS
Repligen	6	RGEN	177.12	0.00	-0.98	-0.37	12	0.94	-0.37	3	0.47	0.16	-0.53	1.01	0.00	9,829	0.21	20221101	MEDICAL-BIOMED/GENETICS
Karuna Therapct	6	KRTX	215.33	0.00	-1.21	2.17	13	-0.51	-0.86	8	0.39	-0.91	-1.76	-0.43	-0.54	6,450	0.32	20221103	MEDICAL-BIOMED/GENETICS
Amgen Inc	6	AMGN	259.99	2.98	-1.40	0.54	14	-1.09	-0.34	4	1.04	-0.37	-0.08	-1.01	0.00	139,077	0.04	20221103	MEDICAL-BIOMED/GENETICS
Beigene Ltd-Adr	6	BGNE	160.88	0.00	-1.43	-0.51	14	0.07	0.07	3	0.47	0.15	-0.25	0.14	0.54	16,683	0.54	20221103	MEDICAL-BIOMED/GENETICS
Illumina Inc	6	ILMN	230.12	0.00	-1.43	2.10	14	-1.37	-0.56	8	0.39	-0.75	-0.47	-1.30	-0.48	36,152	0.05	20221103	MEDICAL-BIOMED/GENETICS
Moderna Inc	6	MRNA	136.57	0.00	-1.54	-1.59	14	0.07	-0.56	5	-2.06	0.16	0.81	0.14	-0.48	54,322	0.04	20221103	MEDICAL-BIOMED/GENETICS
Horizon Therps	6	HZNP	66.13	0.00	-1.54	-1.59	14	0.36	-0.52	5	-2.06	0.03	0.11	0.43	-0.48	15,235	0.15	20221102	MEDICAL-BIOMED/GENETICS
Crispr Therapct	6	CRSP	52.45	0.00	-1.65	2.03	15	-0.07	-0.82	8	0.39	-0.78	-1.07	0.00	-0.54	4,092	0.44	20221102	MEDICAL-BIOMED/GENETICS



Date: 10-26-2022

Stocks are grouped by INDUSTRY WITHIN SECTORS and sorted from most to least attractive based on integrated Polaris Score = iPSCORE (see "Report Headings" tab).

SECTOR CODES: 1-Energy, 2-Materials, 3-Industrials, 4-Consumer Discretionary, 5-Consumer Staples, 6-Healthcare

SECTOR CODES: 7-Financials, 8-Information Technology, 9-Communication Services, 10-Utilities, 11-Real Estate

	COMPANY	SECTOR	TICKER	PRICE	YIELD	iPSCORE	Behavioral Preference Factor	ABSOLUTE-SCALE METRICS			RELATIVE-SCALE METRICS					MKT CAP \$millions	DAYS2TR	EPS REPORT DATE	INDUSTRY GROUP	
								ABS DCOORD	TECH OUTLK	FUNDA OUTLK	REL DCOORD	rPSCORE	VCAVG	VSCORE	TSCORE					CSCORE
	Blueprint Med	6	BPMC	49.24	0.00	-1.65	2.03	15	-0.80	-1.41	8	0.39	-0.80	-0.65	-0.72	-1.02	2,933	0.64	20221101	MEDICAL-BIOMED/GENETICS
	Arcutis Biother	6	ARQT	17.02	0.00	-1.65	2.03	15	-1.23	-0.89	8	0.39	-0.88	-0.52	-1.16	-0.95	878	2.02	20221103	MEDICAL-BIOMED/GENETICS
	Dynavax Tech Cp	6	DVAX	11.34	0.00	-1.88	1.96	16	-1.37	-1.01	8	0.39	-0.70	-0.24	-1.30	-0.54	1,434	1.20	20221103	MEDICAL-BIOMED/GENETICS
	Kura Oncology	6	KURA	16.52	0.00	-1.94	-0.41	16	0.65	-0.93	7	-1.00	-0.07	-0.40	0.72	-0.54	1,105	1.39	20221103	MEDICAL-BIOMED/GENETICS
	Incyte Corp	6	INCY	72.42	0.00	-1.96	-0.02	16	-1.37	-1.34	6	-1.65	-0.68	0.30	-1.30	-1.02	16,108	0.23	20221101	MEDICAL-BIOMED/GENETICS
	Glaxosmithkline	6	GSK	32.24	4.49	-1.98	-1.73	16	0.36	-0.93	5	-2.06	0.04	0.63	0.43	-0.95	65,566	0.13	20221102	MEDICAL-BIOMED/GENETICS
	<b>MEDICAL-DRUGS</b>																			
	Neurocrine Bios	6	NBIX	112.59	0.00	1.49	1.45	1	-0.22	1.60	4	1.04	0.34	-0.61	-0.14	1.76	10,768	0.26	20221101	MEDICAL-DRUGS
	Esperion Therap	6	ESPR	7.93	0.00	1.05	1.31	3	-0.22	1.15	4	1.04	0.29	-0.41	-0.14	1.43	528	2.76	20221101	MEDICAL-DRUGS
	Aerie Pharmact	6	AERI	15.19	0.00	1.05	1.31	3	-0.22	1.19	4	1.04	0.17	-0.78	-0.14	1.43	750	1.95	20221103	MEDICAL-DRUGS
	Corcept Therapt	6	CORT	28.34	0.00	0.38	1.10	6	-0.22	-0.49	4	1.04	-0.21	-0.49	-0.14	0.00	3,035	1.73	20221102	MEDICAL-DRUGS
	Karyopharm Ther	6	KPTI	4.91	0.00	0.37	0.12	6	1.66	-0.41	3	0.88	0.47	-0.35	1.74	0.00	392	2.90	20221103	MEDICAL-DRUGS
	Pacira Pharmact	6	PCRX	52.64	0.00	0.35	0.05	6	-0.07	-0.52	3	0.47	-0.05	-0.16	0.00	0.00	2,392	1.28	20221103	MEDICAL-DRUGS
	Siga Tech Inc	6	SIGA	9.19	0.00	-0.13	-1.15	8	0.94	1.15	1	-0.35	1.03	0.16	1.01	1.90	671	1.91	20221103	MEDICAL-DRUGS
	Ionis Pharmact	6	IONS	44.32	0.00	-0.29	0.89	9	-0.51	-0.52	4	1.04	-0.42	-0.81	-0.43	0.00	6,291	0.53	20221102	MEDICAL-DRUGS
	Immunogen Inc	6	IMGN	6.05	0.00	-0.52	2.32	10	-0.22	-0.93	8	0.80	-0.27	-0.12	-0.14	-0.54	1,335	1.16	20221104	MEDICAL-DRUGS
	Biocryst Pharma	6	BCRX	13.67	0.00	-0.52	2.32	10	-0.65	-1.01	8	0.80	-0.42	-0.15	-0.58	-0.54	2,542	0.74	20221101	MEDICAL-DRUGS
	Utd Therapeutic	6	UTHR	226.76	0.00	-0.60	0.01	10	1.52	-0.97	7	-1.00	0.23	-0.36	1.59	-0.54	10,321	0.38	20221102	MEDICAL-DRUGS
	Zoetis Inc	6	ZTS	152.30	0.85	-0.60	0.01	10	1.37	-1.27	7	-1.00	-0.06	-0.27	1.45	-1.36	71,298	0.09	20221103	MEDICAL-DRUGS
	Aurinia Pharma	6	AUPH	7.40	0.00	-0.60	0.01	10	-1.37	-1.01	7	-1.00	-0.24	-0.19	-1.30	-0.54	1,050	1.65	20221102	MEDICAL-DRUGS
	Catalent Inc	6	CTLT	71.36	0.00	-0.64	-1.31	10	1.37	-0.93	5	-2.06	0.35	0.13	1.45	-0.54	12,837	0.22	20221101	MEDICAL-DRUGS
	Madrigal Pharma	6	MDGL	70.88	0.00	-1.40	0.54	14	-1.37	-0.08	4	1.04	-0.48	-0.37	-1.30	0.54	1,212	1.17	20221103	MEDICAL-DRUGS
	Ironwood Pharma	6	IRWD	10.71	0.00	-1.94	0.05	16	-1.37	-0.93	6	-1.00	-0.46	0.48	-1.30	-0.54	1,641	1.15	20221103	MEDICAL-DRUGS
	<b>MEDICAL-GENERIC DRUGS</b>																			
	Bridgebio Pharm	6	BBIO	10.60	0.00	-0.30	1.08	9	-0.22	-0.45	4	0.72	-0.57	-1.27	-0.14	0.00	1,571	1.57	20221103	MEDICAL-GENERIC DRUGS
	Supernus Pharma	6	SUPN	34.26	0.00	-0.52	2.32	10	-0.22	-0.86	8	0.80	-0.29	-0.20	-0.14	-0.54	1,833	1.80	20221102	MEDICAL-GENERIC DRUGS
	Teva Pharm Adr	6	TEVA	8.57	0.00	-1.71	0.12	15	-0.51	-0.71	6	-1.00	-0.34	0.26	-0.43	-0.54	9,518	0.34	20221103	MEDICAL-GENERIC DRUGS
	Doctor Reddys	6	RDY	53.55	0.59	-1.94	-0.41	16	0.07	-0.86	7	-1.00	-0.33	-0.19	0.14	-0.95	8,916	2.31	20221104	MEDICAL-GENERIC DRUGS
	<b>MEDICAL-HLTH MAINT ORG</b>																			
	Humana Inc New	6	HUM	529.46	0.59	1.50	1.25	1	-0.22	1.56	4	1.29	0.40	-0.42	-0.14	1.76	67,005	0.05	20221102	MEDICAL-HLTH MAINT ORG
	Select Medical	6	SEM	24.59	2.03	-0.31	0.10	9	-0.22	-0.04	2	0.47	0.09	0.18	-0.14	0.54	3,096	1.60	20221103	MEDICAL-HLTH MAINT ORG
	<b>MEDICAL-HOSPITALS</b>																			
	Acadia Healthcr	6	ACHC	79.69	0.00	0.58	0.38	5	-0.22	1.11	2	0.47	0.36	0.08	-0.14	1.43	7,239	0.56	20221031	MEDICAL-HOSPITALS
	<b>MEDICAL-OUTPNT/HM CARE</b>																			
	Addus Homecare	6	ADUS	108.28	0.00	0.38	1.10	6	-0.22	-0.34	4	1.04	-0.20	-0.45	-0.14	0.00	1,741	1.79	20221031	MEDICAL-OUTPNT/HM CARE
	Chemed Corp	6	CHE	457.90	0.33	0.35	0.05	6	-1.37	0.07	3	0.47	0.15	-0.08	-1.30	0.54	6,825	0.70	20221031	MEDICAL-OUTPNT/HM CARE
	<b>MEDICAL/DENTAL-SUPPLIES</b>																			
	Mckesson Corp	6	MCK	382.43	0.56	1.04	0.33	3	-0.22	1.11	3	0.88	0.96	-0.14	-0.14	1.43	54,967	0.08	20221101	MEDICAL/DENTAL-SUPPLIES



Date: 10-26-2022

Stocks are grouped by INDUSTRY WITHIN SECTORS and sorted from most to least attractive based on integrated Polaris Score = iPSCORE (see "Report Headings" tab).

SECTOR CODES: 1-Energy, 2-Materials, 3-Industrials, 4-Consumer Discretionary, 5-Consumer Staples, 6-Healthcare

SECTOR CODES: 7-Financials, 8-Information Technology, 9-Communication Services, 10-Utilities, 11-Real Estate

	COMPANY	SECTOR	TICKER	PRICE	YIELD	iPSCORE	Behavioral Preference Factor	ABSOLUTE-SCALE METRICS			RELATIVE-SCALE METRICS					MKT CAP \$millions	DAYS2TR	EPS REPORT DATE	INDUSTRY GROUP	
								ABS DCOORD	TECH OUTLK	FUNDA OUTLK	REL DCOORD	rPSCORE	VTCAVG	VSCORE	TSCORE					CSCORE
	Owl Rock Capitl	7	ORCC	11.45	10.83	1.09	1.63	3	-0.35	1.15	4	1.29	0.09	-1.12	-0.28	1.48	4,509	0.85	20221102	FINANCE-MISC SERVICES
	Pra Group Inc	7	PRAA	31.92	0.00	-0.53	-0.70	10	1.35	-0.78	5	-1.47	0.25	0.07	1.42	-0.56	1,244	2.80	20221103	FINANCE-MISC SERVICES
	Xp Inc-A	7	XP	17.76	0.00	-0.55	-0.27	10	1.35	-0.93	7	-1.86	-0.29	-1.40	1.42	-0.56	9,938	0.30	20221102	FINANCE-MISC SERVICES
	Virtu Finl Inc	7	VIRT	22.52	4.26	-1.32	-1.08	14	1.35	-0.04	3	-0.09	0.03	-0.68	1.42	0.56	3,877	1.21	20221103	FINANCE-MISC SERVICES
	Equitable Hldgs	7	EQH	29.36	2.72	-1.37	0.29	14	-1.35	-0.45	6	-1.16	-0.31	0.50	-1.28	-0.49	11,028	0.38	20221102	FINANCE-MISC SERVICES
	<b>FINANCE-MRTG &amp; REL SVC</b>																			
	Essent Group	7	ESNT	37.92	2.32	0.39	-0.54	6	-0.07	-0.30	3	-0.09	-0.11	-0.41	0.00	0.00	4,084	1.23	20221104	FINANCE-MRTG & REL SVC
	Sixth St Spclty	7	TSLX	18.03	9.32	-0.62	1.09	11	0.07	1.11	4	1.29	-0.02	-0.48	0.14	1.48	1,460	2.91	20221101	FINANCE-MRTG & REL SVC
	<b>FINANCE-SBIC &amp; COMMRL</b>																			
	Main Street Cap	7	MAIN	36.36	7.26	1.03	-0.34	3	1.63	1.11	3	-0.09	0.02	-1.53	1.70	1.48	2,654	1.65	20221103	FINANCE-SBIC & COMMRL
	Hercules Cap	7	HTGC	14.18	9.87	-0.64	1.21	11	-1.35	1.11	4	0.83	-0.33	-1.32	-1.28	1.48	1,804	1.47	20221102	FINANCE-SBIC & COMMRL
	<b>INSURANCE-ACC &amp; HEALTH</b>																			
	Unum Group	7	UNM	44.77	2.95	1.46	-0.77	1	-0.21	1.60	1	-0.01	0.69	0.06	-0.14	1.83	8,954	0.39	20221101	INSURANCE-ACC & HEALTH
	Aflac Inc	7	AFL	61.95	2.58	0.20	-0.48	7	0.64	1.56	3	0.52	0.64	-0.72	0.71	1.83	39,147	0.18	20221031	INSURANCE-ACC & HEALTH
	Trupanion Inc	7	TRUP	50.43	0.00	-0.53	-0.70	10	1.35	-1.01	5	-1.47	0.31	0.23	1.42	-0.56	2,055	0.77	20221103	INSURANCE-ACC & HEALTH
	<b>INSURANCE-LIFE</b>																			
	Reinsurance Grp	7	RGA	143.11	2.24	1.45	-0.21	1	-0.21	1.60	3	-0.09	0.53	-0.09	-0.14	1.55	9,587	0.40	20221103	INSURANCE-LIFE
	Genworth Finl	7	GNW	4.50	0.00	0.36	-1.31	6	-0.21	-0.26	1	-0.63	0.12	0.33	-0.14	0.00	2,267	1.59	20221101	INSURANCE-LIFE
	Voya Financial	7	VOYA	67.53	1.18	-0.62	1.09	11	-1.06	1.11	4	1.29	0.05	-0.69	-0.99	1.48	6,900	0.31	20221101	INSURANCE-LIFE
	Lincoln Natl-In	7	LNC	52.74	3.41	-1.26	0.45	14	0.35	-0.49	2	1.29	-0.18	0.36	0.43	0.00	8,978	0.28	20221102	INSURANCE-LIFE
	<b>INSURANCE-MULTI LINE</b>																			
	Mgic Invstmt Cp	7	MTG	13.16	3.04	1.45	-0.21	1	-0.07	1.56	3	-0.09	0.43	-0.76	0.00	1.83	3,993	0.50	20221102	INSURANCE-MULTI LINE
	Radian Grp Inc	7	RDN	20.30	3.94	1.09	1.63	3	-0.07	1.15	4	1.29	0.23	-0.74	0.00	1.48	3,281	0.77	20221102	INSURANCE-MULTI LINE
	Kemper Corp	7	KMPR	44.91	2.76	0.36	-1.31	6	-0.07	-0.52	1	-0.63	0.18	0.38	0.00	0.00	2,868	2.39	20221102	INSURANCE-MULTI LINE
	Metlife Inc	7	MET	70.93	2.82	0.23	1.36	7	-1.06	1.56	4	1.29	0.35	-0.22	-0.99	1.83	57,681	0.08	20221102	INSURANCE-MULTI LINE
	Assurant Inc	7	AIZ	152.74	1.78	-0.53	-0.70	10	-0.07	-1.30	5	-1.47	-0.24	0.29	0.00	-1.06	8,127	0.44	20221101	INSURANCE-MULTI LINE
	Cno Finl Grp	7	CNO	20.78	2.69	-0.62	0.65	11	-1.35	0.67	2	1.29	0.24	0.46	-1.28	1.06	2,377	1.54	20221031	INSURANCE-MULTI LINE
	Enstar Group Lt	7	ESGR	195.55	0.00	-1.28	1.01	14	-1.35	-0.26	4	0.83	-0.38	-0.20	-1.28	0.00	3,528	2.79	20221103	INSURANCE-MULTI LINE
	Prudential Finl	7	PRU	101.40	4.73	-1.33	1.31	14	-1.35	-0.49	8	-0.17	-0.53	-0.12	-1.28	-0.49	37,721	0.13	20221101	INSURANCE-MULTI LINE
	Loews Corp	7	L	55.76	0.45	-1.35	-1.84	14	0.07	-0.26	1	-0.63	0.18	0.27	0.14	0.00	13,435	0.55	20221031	INSURANCE-MULTI LINE
	Amer Intl Grp	7	AIG	54.29	2.36	-1.80	0.16	16	-1.63	-0.93	6	-1.16	-0.33	0.72	-1.56	-0.56	41,283	0.09	20221101	INSURANCE-MULTI LINE
	<b>INSURANCE-PROP/CAS/TITLE</b>																			
	Nmi Holdings-A	7	NMIH	21.53	0.00	1.48	-0.07	1	-0.21	1.56	3	0.52	0.55	-0.31	-0.14	1.83	1,824	2.34	20221101	INSURANCE-PROP/CAS/TITLE
	Mercury Genl Cp	7	MCY	28.49	4.46	0.39	-1.11	6	1.35	-0.56	1	-0.01	0.60	0.49	1.42	0.00	1,578	2.40	20221101	INSURANCE-PROP/CAS/TITLE
	Markel Corp	7	MKL	1153.46	0.00	0.36	-1.31	6	-0.07	-0.41	1	-0.63	0.14	0.29	0.00	0.00	15,601	0.43	20221101	INSURANCE-PROP/CAS/TITLE
	Allstate Corp	7	ALL	124.65	2.73	0.36	-1.31	6	-0.07	-0.56	1	-0.63	0.10	0.17	0.00	0.00	33,692	0.08	20221102	INSURANCE-PROP/CAS/TITLE
	Select Ins Grp	7	SIGI	93.13	1.20	0.36	-1.31	6	-0.21	-0.26	1	-0.63	0.06	0.16	-0.14	0.00	5,618	0.85	20221102	INSURANCE-PROP/CAS/TITLE
	Fnf Group	7	FNF	38.09	4.62	0.36	0.96	6	-0.35	-0.52	6	-0.63	-0.17	0.14	-0.28	-0.49	10,525	0.41	20221101	INSURANCE-PROP/CAS/TITLE



Date: 10-26-2022

Stocks are grouped by INDUSTRY WITHIN SECTORS and sorted from most to least attractive based on integrated Polaris Score = iPSCORE (see "Report Headings" tab).

SECTOR CODES: 1-Energy, 2-Materials, 3-Industrials, 4-Consumer Discretionary, 5-Consumer Staples, 6-Healthcare

SECTOR CODES: 7-Financials, 8-Information Technology, 9-Communication Services, 10-Utilities, 11-Real Estate

	COMPANY	SECTOR	TICKER	PRICE	YIELD	iPSCORE	Behavioral Preference Factor	ABSOLUTE-SCALE METRICS			RELATIVE-SCALE METRICS					MKT CAP \$millions	DAYS2TR	EPS REPORT DATE	INDUSTRY GROUP	
								ABS DCOORD	TECH OUTLK	FUNDA OUTLK	REL DCOORD	rPSCORE	VCAVG	VSCORE	TSCORE					CSCORE
	Berkshire Hth-B	7	BRK.B	289.24	0.00	0.18	-1.18	7	0.35	1.60	1	-0.01	1.18	1.19	0.43	1.83	636,621	0.02	20221104	INSURANCE-PROP/CAS/TITLE
	Palomar Holdngs	7	PLMR	81.67	0.00	-0.21	1.35	9	-0.50	-0.30	4	0.83	-0.98	-2.47	-0.43	0.00	2,062	1.59	20221102	INSURANCE-PROP/CAS/TITLE
	Amer Finl Group	7	AFG	133.26	1.89	-0.62	0.65	11	-1.35	1.11	2	1.29	0.25	0.06	-1.28	1.48	11,349	0.57	20221102	INSURANCE-PROP/CAS/TITLE
	Hanover Insuran	7	THG	136.50	2.20	-1.28	1.01	14	-1.35	-0.49	4	0.83	-0.35	-0.10	-1.28	0.00	4,864	0.95	20221101	INSURANCE-PROP/CAS/TITLE
	Cincinnati Finl	7	CINF	98.95	2.79	-1.28	1.01	14	-1.63	-0.52	4	0.83	-0.46	-0.21	-1.56	0.00	15,753	0.28	20221031	INSURANCE-PROP/CAS/TITLE
	Berkshire Hth-A	7	BRK.A	436400.0	0.00	-1.35	-1.84	14	0.07	-0.26	1	-0.63	0.22	0.40	0.14	0.00	640,348	0.02	20221104	INSURANCE-PROP/CAS/TITLE
	Cna Finl Corp	7	CNA	40.79	3.92	-1.75	1.18	16	-1.35	-0.89	8	-0.17	-0.53	-0.04	-1.28	-0.56	11,067	1.83	20221031	INSURANCE-PROP/CAS/TITLE
	Renaissancere	7	RNR	142.94	1.04	-1.80	0.16	16	-1.35	-1.41	6	-1.16	-0.39	0.82	-1.28	-1.06	6,247	0.31	20221101	INSURANCE-PROP/CAS/TITLE
	<b>REIT-MORTGAGE TRUST</b>																			
	Ares Commercial	7	ACRE	11.78	11.20	1.51	1.76	1	-0.35	2.00	4	1.29	0.41	-0.88	-0.28	2.11	641	2.65	20221102	REIT-MORTGAGE TRUST
	Invesco Mortgag	7	IVR	11.25	23.11	1.09	1.63	3	-0.35	1.15	4	1.29	0.42	-0.21	-0.28	1.48	372	1.59	20221102	REIT-MORTGAGE TRUST
	Hannon Armstrng	7	HASI	24.18	6.20	1.03	-0.34	3	-0.07	1.08	3	-0.09	0.08	-1.36	0.00	1.48	2,102	0.94	20221103	REIT-MORTGAGE TRUST
	Arbor Rlty Trst	7	ABR	13.07	11.94	0.45	0.99	6	-0.35	-0.37	2	1.29	-0.02	0.06	-0.28	0.00	2,226	0.76	20221104	REIT-MORTGAGE TRUST
	Ready Capital	7	RC	11.64	14.43	0.45	1.43	6	-0.07	-0.34	4	1.29	-0.07	-0.10	0.00	0.00	1,332	1.30	20221103	REIT-MORTGAGE TRUST
	New York Mtg Tr	7	NYMT	2.62	15.27	0.38	1.85	6	-1.63	-0.56	8	-0.17	-0.84	-1.72	-1.56	-0.49	999	1.91	20221102	REIT-MORTGAGE TRUST
	Chimera Invest	7	CIM	6.42	14.33	0.33	-0.06	6	1.35	-0.56	7	-1.47	0.13	-0.31	1.42	-0.49	1,488	1.02	20221103	REIT-MORTGAGE TRUST
	Mfa Financial	7	MFA	9.64	18.26	-0.47	1.58	10	-0.35	-1.45	8	-0.17	-0.88	-0.42	-0.28	-1.90	981	1.02	20221103	REIT-MORTGAGE TRUST
	<b>SECURITIES EXCHANGES</b>																			
	Cboe Global Mkt	7	CBOE	124.41	1.61	1.48	-0.07	1	1.49	2.00	3	0.52	0.68	-0.37	1.56	2.26	13,195	0.32	20221104	SECURITIES EXCHANGES
	Intercontntlexc	7	ICE	95.16	1.60	0.39	-0.54	6	1.35	0.18	3	-0.09	0.41	-0.60	1.42	0.56	53,143	0.09	20221103	SECURITIES EXCHANGES
	<b>TECHNOLOGY SERVICES</b>																			
	Rocket Cos Inc	7	RKT	6.83	0.00	0.45	0.99	6	-0.35	-0.56	2	1.29	0.01	0.12	-0.28	0.00	13,455	1.06	20221103	TECHNOLOGY SERVICES
	<b>Info Technology</b>																			
	<b>BUSINESS INFORMATION SERVICES</b>																			
	Black Knight	8	BKI	64.05	0.00	-0.93	-1.84	12	0.49	0.15	1	-0.64	0.61	0.98	0.55	0.00	9,993	0.46	20221103	BUSINESS INFORMATION SERVICES
	<b>BUSINESS SOFTWARE SVCS/BPO</b>																			
	Q2 Holdings Inc	8	QTWO	30.76	0.00	0.41	-0.85	6	1.59	-0.56	5	-1.15	0.80	0.62	1.66	-0.62	1,763	1.43	20221102	BUSINESS SOFTWARE SVCS/BPO
	Cognizant Tech	8	CTSH	61.48	1.76	0.41	-0.85	6	1.59	-0.30	5	-1.15	0.71	0.41	1.66	-0.62	31,833	0.10	20221102	BUSINESS SOFTWARE SVCS/BPO
	<b>COMM INFRASTRUCTURE</b>																			
	Commscope Hldg	8	COMM	13.10	0.00	1.68	0.54	1	-0.21	2.04	2	1.93	1.18	2.23	-0.14	1.71	2,727	0.71	20221103	COMM INFRASTRUCTURE
	<b>COMM NETWORK SOFTWARE</b>																			
	A10 Networks	8	ATEN	16.46	1.22	0.51	1.22	6	-0.21	0.07	4	1.33	-0.67	-1.53	-0.14	0.00	1,254	2.98	20221101	COMM NETWORK SOFTWARE
	<b>COMMUNICATIONS COMPONENTS</b>																			
	Harmonic Inc	8	HLIT	15.49	0.00	1.21	1.24	3	-0.21	1.19	4	1.76	-0.10	-0.61	-0.14	1.01	1,619	0.74	20221031	COMMUNICATIONS COMPONENTS
	Arista Networks	8	ANET	112.63	0.00	0.97	1.33	4	-0.76	2.04	4	1.33	-0.34	-1.00	-0.69	1.71	34,271	0.10	20221031	COMMUNICATIONS COMPONENTS
	Viavi Solutions	8	VIAV	14.87	0.00	-0.68	-1.02	11	0.62	1.19	3	-0.12	0.40	-0.22	0.69	1.01	3,367	1.32	20221103	COMMUNICATIONS COMPONENTS
	<b>COMPUTER-SERVICES</b>																			
	Csg Sys Intl	8	CSGS	63.11	1.68	-1.82	0.04	16	0.62	-0.89	7	-0.12	-0.07	-0.26	0.69	-1.24	2,025	2.77	20221102	COMPUTER-SERVICES

Date: 10-26-2022

Stocks are grouped by INDUSTRY WITHIN SECTORS and sorted from most to least attractive based on integrated Polaris Score = iPSCORE (see "Report Headings" tab).

SECTOR CODES: 1-Energy, 2-Materials, 3-Industrials, 4-Consumer Discretionary, 5-Consumer Staples, 6-Healthcare

SECTOR CODES: 7-Financials, 8-Information Technology, 9-Communication Services, 10-Utilities, 11-Real Estate

	COMPANY	SECTOR	TICKER	PRICE	YIELD	iPSCORE	Behavioral Preference Factor	ABSOLUTE-SCALE METRICS			RELATIVE-SCALE METRICS					MKT CAP \$millions	DAYS2TR	EPS REPORT DATE	INDUSTRY GROUP	
								ABS DCOORD	TECH OUTLK	FUNDA OUTLK	REL DCOORD	rPSCORE	VTCAVG	VSCORE	TSCORE					CSCORE
<b>COMPUTER-NETWORKS</b>																				
	Infinera Corp	8	INFN	5.49	0.00	-1.82	0.04	16	-1.32	-1.01	7	-0.12	-0.10	-0.06	-1.25	-1.24	1,191	2.26	20221102	COMPUTER-NETWORKS
<b>COMPUTER-SOFTWARE</b>																				
	Ptc Inc	8	PTC	115.36	0.00	0.41	-0.85	6	1.46	-0.34	5	-1.15	0.69	0.49	1.53	-0.62	13,551	0.38	20221102	COMPUTER-SOFTWARE
	Blackbaud Inc	8	BLKB	52.70	0.00	0.27	0.19	7	-1.32	1.60	2	0.99	0.26	1.22	-1.25	1.40	2,795	1.11	20221101	COMPUTER-SOFTWARE
	Ansys Inc	8	ANSS	219.50	0.00	-0.46	0.38	10	1.32	-0.78	7	-0.12	0.18	-0.33	1.39	-1.24	19,112	0.15	20221102	COMPUTER-SOFTWARE
	Commvault Systm	8	CVLT	60.61	0.00	-0.62	0.93	11	-1.04	1.08	4	1.33	-0.52	-0.54	-0.97	1.01	2,716	1.42	20221101	COMPUTER-SOFTWARE
	Aci Worldwide	8	ACIW	23.61	0.00	-1.41	-1.31	14	0.07	0.07	5	-1.15	0.48	1.34	0.14	-0.54	2,693	1.36	20221102	COMPUTER-SOFTWARE
	Microstrategy	8	MSTR	268.69	0.00	-1.80	1.39	16	0.07	-0.97	8	0.30	-1.41	-1.36	0.14	-1.24	3,036	0.22	20221101	COMPUTER-SOFTWARE
<b>COMPUTER-STORAGE DEVICES</b>																				
	Super Micro Com	8	SMCI	67.04	0.00	1.57	-1.21	1	1.46	1.63	1	-0.64	0.95	0.14	1.53	1.40	3,509	0.69	20221101	COMPUTER-STORAGE DEVICES
<b>CONSULTING</b>																				
	Gartner Inc -A	8	IT	298.93	0.00	1.18	0.42	3	-0.21	0.70	2	0.99	0.17	0.52	-0.14	0.08	23,644	0.20	20221101	CONSULTING
<b>ELEC PRODUCTS-MISC</b>																				
	Trimble Inc	8	TRMB	58.15	0.00	0.39	-0.75	6	-0.07	-0.34	5	-1.67	0.19	0.78	0.00	-0.62	14,401	0.32	20221102	ELEC PRODUCTS-MISC
	Sitime Corp	8	SITM	86.40	0.00	-0.46	0.38	10	1.32	-0.97	7	-0.12	0.26	-0.13	1.39	-1.24	1,839	0.84	20221102	ELEC PRODUCTS-MISC
<b>ELEC TEST EQUIPMENT</b>																				
	Itron Inc	8	ITRI	47.56	0.00	-1.39	0.36	14	-1.32	-0.52	6	-0.81	-0.30	0.83	-1.25	-0.62	2,147	1.82	20221103	ELEC TEST EQUIPMENT
	Cognex Corp	8	CGNX	45.99	0.57	-1.80	1.39	16	-1.59	-1.45	8	0.30	-1.23	-0.64	-1.53	-1.79	7,975	0.79	20221103	ELEC TEST EQUIPMENT
<b>ELEC-MISC COMPONENTS</b>																				
	Rogers Corp	8	ROG	237.47	0.00	0.51	1.22	6	1.32	0.07	4	1.33	-0.44	-0.82	1.39	0.00	4,467	0.65	20221101	ELEC-MISC COMPONENTS
	Te Connect-Ltd	8	TEL	117.27	1.91	0.41	-0.85	6	1.59	-0.34	5	-1.15	0.60	0.42	1.66	-0.62	37,508	0.15	20221102	ELEC-MISC COMPONENTS
	Univl Display	8	OLED	98.41	1.22	-0.41	1.90	10	1.32	-0.93	8	0.90	-0.54	-0.22	1.39	-1.71	4,648	0.68	20221103	ELEC-MISC COMPONENTS
	Littelfuse Inc	8	LFUS	215.40	1.11	-0.50	-1.08	10	1.32	-0.93	5	-1.15	0.72	1.02	1.39	-1.24	5,332	1.20	20221101	ELEC-MISC COMPONENTS
<b>ELEC-SEMICONDUCTORS</b>																				
	Lattice Semicon	8	LSCC	51.53	0.00	1.62	-0.28	1	1.59	2.04	3	0.56	0.66	-0.89	1.66	1.71	7,076	0.37	20221031	ELEC-SEMICONDUCTORS
	Rambus Inc	8	RMBS	29.23	0.00	1.14	-0.56	3	1.46	1.15	3	-0.12	0.37	-1.12	1.53	1.01	3,231	1.18	20221031	ELEC-SEMICONDUCTORS
	Silicon Motion	8	SIMO	53.20	3.74	1.11	-1.32	3	1.32	1.19	1	-0.64	1.04	0.69	1.39	1.01	1,758	1.19	20221101	ELEC-SEMICONDUCTORS
	Cirrus Logic	8	CRUS	68.34	0.00	1.11	-1.32	3	1.32	1.11	1	-0.64	0.85	0.21	1.39	1.01	3,823	0.73	20221101	ELEC-SEMICONDUCTORS
	Synaptics Inc	8	SYNA	92.99	0.00	0.43	-1.49	6	1.32	0.07	1	-0.64	0.60	0.09	1.39	0.00	3,719	0.45	20221103	ELEC-SEMICONDUCTORS
	Nova Ltd	8	NVMI	74.75	0.00	-0.46	0.38	10	1.59	-1.01	7	-0.12	0.15	-0.25	1.66	-2.10	2,144	1.71	20221103	ELEC-SEMICONDUCTORS
	Adv Micro Dev	8	AMD	61.47	0.00	-0.52	-0.98	10	1.59	-1.01	5	-1.67	0.30	0.12	1.66	-2.10	99,232	0.00	20221101	ELEC-SEMICONDUCTORS
	Amkor Tech Inc	8	AMKR	20.08	1.00	-0.64	-0.04	11	-1.04	1.15	2	0.99	-0.18	0.03	-0.97	1.01	4,916	1.48	20221031	ELEC-SEMICONDUCTORS
<b>ELECTRONIC COMMERCE</b>																				
	Mercadolibre In	8	MELI	862.97	0.00	1.18	0.42	3	-0.35	1.11	2	0.99	0.20	0.47	-0.28	0.62	43,440	0.04	20221103	ELECTRONIC COMMERCE
	Bigcommerce Hld	8	BIGC	14.66	0.00	-0.48	0.32	10	-0.07	-0.82	7	-0.81	-0.28	-0.08	0.00	-1.24	1,076	2.28	20221103	ELECTRONIC COMMERCE
<b>ELECTRONIC PARTS DISTRIB</b>																				
	Arrow Electroni	8	ARW	100.07	0.00	-1.88	-1.32	16	1.32	-0.93	5	-1.67	0.24	1.07	1.39	-1.24	6,422	0.44	20221103	ELECTRONIC PARTS DISTRIB

Date: 10-26-2022

Stocks are grouped by INDUSTRY WITHIN SECTORS and sorted from most to least attractive based on integrated Polaris Score = iPSCORE (see "Report Headings" tab).

SECTOR CODES: 1-Energy, 2-Materials, 3-Industrials, 4-Consumer Discretionary, 5-Consumer Staples, 6-Healthcare

SECTOR CODES: 7-Financials, 8-Information Technology, 9-Communication Services, 10-Utilities, 11-Real Estate

	COMPANY	SECTOR	TICKER	PRICE	YIELD	iPSCORE	Behavioral Preference Factor	ABSOLUTE-SCALE METRICS			RELATIVE-SCALE METRICS					MKT CAP \$millions	DAYS2TR	EPS REPORT DATE	INDUSTRY GROUP	
								ABS DCOORD	TECH OUTLK	FUNDA OUTLK	REL DCOORD	rPSCORE	VTCAVG	VSCORE	TSCORE					CSCORE
<b>ELECTRONICS-MANUFACTURING MACH</b>																				
	Axcelis Tech	8	ACLS	57.87	0.00	<b>0.91</b>	<b>-0.62</b>	4	1.59	1.52	3	-0.12	0.37	-0.61	1.66	1.09	1,912	1.02	20221102	ELECTRONICS-MANUFACTURING MACH
	Mks Instruments	8	MKSI	81.92	1.07	<b>0.41</b>	<b>-0.85</b>	6	1.32	-0.52	5	-1.15	0.43	0.25	1.39	-1.17	4,566	0.48	20221102	ELECTRONICS-MANUFACTURING MACH
	Entegris Inc	8	ENTG	79.74	0.50	<b>-0.52</b>	<b>-0.98</b>	10	1.59	-1.38	5	-1.67	0.38	0.36	1.66	-2.18	11,878	0.19	20221102	ELECTRONICS-MANUFACTURING MACH
<b>ENGINEERING/R&amp;D SVCS</b>																				
	Altair Engineer	8	ALTR	47.40	0.00	<b>-0.46</b>	<b>0.38</b>	10	1.32	-1.01	7	-0.12	-0.02	-0.83	1.39	-1.24	3,789	1.35	20221103	ENGINEERING/R&D SVCS
<b>FINANCIAL TRANSACTION SERVICES</b>																				
	Fidelity Nat In	8	FIS	79.95	2.35	<b>0.41</b>	<b>-0.85</b>	6	1.32	-0.49	5	-1.15	0.93	1.49	1.39	-1.17	48,608	0.07	20221103	FINANCIAL TRANSACTION SERVICES
	Western Union	8	WU	13.92	6.75	<b>0.41</b>	<b>-0.85</b>	6	-0.07	-0.52	5	-1.15	0.69	2.32	0.00	-1.17	5,370	0.35	20221101	FINANCIAL TRANSACTION SERVICES
	Global Payments	8	GPN	118.18	0.85	<b>0.39</b>	<b>-0.75</b>	6	-1.32	-0.41	5	-1.67	0.22	1.14	-1.25	-1.17	32,755	0.12	20221031	FINANCIAL TRANSACTION SERVICES
	Evo Payments	8	EVOP	33.37	0.00	<b>-0.50</b>	<b>-1.08</b>	10	1.18	-0.97	5	-1.15	0.49	0.30	1.25	-1.24	1,727	1.32	20221102	FINANCIAL TRANSACTION SERVICES
	Fleetcor Tech	8	FLT	177.99	0.00	<b>-0.52</b>	<b>-0.98</b>	10	-0.07	-0.78	5	-1.67	0.36	1.52	0.00	-1.24	13,352	0.18	20221102	FINANCIAL TRANSACTION SERVICES
	Evertec Inc	8	EVTC	34.27	0.58	<b>-1.85</b>	<b>0.25</b>	16	-1.32	-0.82	6	-0.81	-0.26	1.24	-1.25	-1.24	2,288	1.96	20221102	FINANCIAL TRANSACTION SERVICES
<b>INTERNET SERVICES</b>																				
	Sprout Social	8	SPT	58.86	0.00	<b>-0.48</b>	<b>0.32</b>	10	-0.07	-1.01	7	-0.81	-0.84	-1.47	0.00	-1.24	3,204	0.87	20221103	INTERNET SERVICES
	Dropbox Inc-A	8	DBX	22.12	0.00	<b>-1.34</b>	<b>-0.22</b>	14	-1.32	0.04	2	0.39	-0.47	0.08	-1.25	0.00	8,308	0.44	20221103	INTERNET SERVICES
<b>INTERNET SERVICES - DELIVERY</b>																				
	Godaddy Inc-A	8	GDDY	79.65	0.00	<b>0.20</b>	<b>-1.55</b>	7	0.62	1.56	1	-0.64	1.03	1.17	0.69	1.40	12,480	0.40	20221103	INTERNET SERVICES - DELIVERY
<b>INTERNET SOFTWARE</b>																				
	Rapid7 Inc	8	RPD	45.03	0.00	<b>1.60</b>	<b>-0.93</b>	1	1.32	2.00	1	0.05	1.37	1.17	1.39	1.71	2,624	0.82	20221102	INTERNET SOFTWARE
	Bill.Com Holdng	8	BILL	133.80	0.00	<b>1.56</b>	<b>-0.56</b>	1	-0.07	1.63	3	-0.81	-0.43	-1.78	0.00	1.40	14,028	0.10	20221103	INTERNET SOFTWARE
	Fastly Inc	8	FSLY	8.77	0.00	<b>1.18</b>	<b>0.42</b>	3	1.32	1.11	2	0.99	0.29	0.51	1.39	1.01	1,070	1.01	20221102	INTERNET SOFTWARE
	Paypal Holdings	8	PYPL	89.24	0.00	<b>1.18</b>	<b>0.42</b>	3	-0.35	1.15	2	0.99	0.21	0.30	-0.28	1.01	103,204	0.02	20221103	INTERNET SOFTWARE
	Paycom Software	8	PAYC	337.16	0.00	<b>0.74</b>	<b>1.28</b>	5	-0.49	1.11	4	1.33	-0.32	-0.89	-0.42	1.01	20,238	0.20	20221101	INTERNET SOFTWARE
	Paylocity Hldg	8	PCTY	226.95	0.00	<b>0.74</b>	<b>1.28</b>	5	-0.49	1.19	4	1.33	-0.35	-0.97	-0.42	1.01	12,635	0.20	20221103	INTERNET SOFTWARE
	Paycor Hcm Inc	8	PYCR	30.84	0.00	<b>0.51</b>	<b>1.22</b>	6	-0.21	0.07	4	1.33	-0.92	-2.16	-0.14	0.00	5,417	1.67	20221102	INTERNET SOFTWARE
	Hubspot Inc	8	HUBS	290.58	0.00	<b>0.50</b>	<b>2.13</b>	6	-0.35	-0.56	8	0.90	-0.32	-0.20	-0.28	-0.62	13,953	0.13	20221102	INTERNET SOFTWARE
	Blackline Inc	8	BL	56.63	0.00	<b>0.45</b>	<b>0.61</b>	6	-0.07	-0.41	7	-0.12	-0.19	-0.17	0.00	-0.62	3,377	0.86	20221103	INTERNET SOFTWARE
	Datadog Inc	8	DDOG	88.75	0.00	<b>0.43</b>	<b>0.55</b>	6	1.32	-0.52	7	-0.81	-0.31	-1.86	1.39	-0.62	28,085	0.07	20221103	INTERNET SOFTWARE
	Cloudflare Inc	8	NET	57.55	0.00	<b>0.43</b>	<b>-0.85</b>	6	-0.07	-0.08	3	-0.81	-0.79	-1.98	0.00	0.00	18,775	0.10	20221103	INTERNET SOFTWARE
	Atlassian Cp-A	8	TEAM	210.59	0.00	<b>0.39</b>	<b>-0.75</b>	6	1.59	-0.56	5	-1.67	-0.11	0.03	1.66	-0.62	53,685	0.09	20221103	INTERNET SOFTWARE
	Digital Turbine	8	APPS	15.10	0.00	<b>-0.46</b>	<b>0.71</b>	10	-0.35	-1.01	6	-0.12	-0.16	0.73	-0.28	-1.71	1,493	0.64	20221101	INTERNET SOFTWARE
	Workiva Inc	8	WK	76.89	0.00	<b>-0.62</b>	<b>0.93</b>	11	-1.32	1.15	4	1.33	-0.46	-0.40	-1.25	1.01	4,004	0.65	20221102	INTERNET SOFTWARE
	Ceridian Hcm	8	CDAY	63.46	0.00	<b>-0.62</b>	<b>0.93</b>	11	-1.04	1.19	4	1.33	-0.69	-0.83	-0.97	1.01	9,713	0.34	20221102	INTERNET SOFTWARE
	Alteryx Llc-A	8	AYX	48.54	0.00	<b>-0.87</b>	<b>1.79</b>	12	-0.76	-0.49	8	0.90	-0.60	-0.21	-0.69	-1.17	3,325	0.67	20221101	INTERNET SOFTWARE
	Jfrog Ltd	8	FROG	26.35	0.00	<b>-1.31</b>	<b>0.76</b>	14	-1.04	0.15	4	1.33	-0.91	-1.29	-0.97	0.00	2,567	1.23	20221102	INTERNET SOFTWARE
	Appian Corp	8	APPN	47.87	0.00	<b>-1.35</b>	<b>1.50</b>	14	-1.32	-0.49	8	0.30	-0.93	-0.76	-1.25	-0.62	3,468	1.46	20221103	INTERNET SOFTWARE
	Twilio Inc-A	8	TWLO	76.61	0.00	<b>-1.39</b>	<b>0.36</b>	14	-1.59	-0.52	6	-0.81	-0.59	0.38	-1.53	-0.62	13,918	0.10	20221103	INTERNET SOFTWARE



Date: 10-26-2022

Stocks are grouped by INDUSTRY WITHIN SECTORS and sorted from most to least attractive based on integrated Polaris Score = iPSCORE (see "Report Headings" tab).

SECTOR CODES: 1-Energy, 2-Materials, 3-Industrials, 4-Consumer Discretionary, 5-Consumer Staples, 6-Healthcare

SECTOR CODES: 7-Financials, 8-Information Technology, 9-Communication Services, 10-Utilities, 11-Real Estate

	COMPANY	SECTOR	TICKER	PRICE	YIELD	iPSCORE	Behavioral Preference Factor	ABSOLUTE-SCALE METRICS			RELATIVE-SCALE METRICS					MKT CAP \$millions	DAYS2TR	EPS REPORT DATE	INDUSTRY GROUP	
								ABS DCOORD	TECH OUTLK	FUNDA OUTLK	REL DCOORD	rPSCORE	VTCAVG	VSCORE	TSCORE					CSCORE
<b>INTERNET SOFTWARE/SVCS</b>																				
	Sabre Corp	8	SABR	5.60	0.00	1.11	-1.32	3	-0.07	1.19	1	-0.64	0.79	1.47	0.00	1.01	1,838	0.80	20221102	INTERNET SOFTWARE/SVCS
<b>IT SERVICES</b>																				
	Cyber-Ark Sftwr	8	CYBR	156.19	0.00	1.67	1.35	1	-0.21	1.56	4	1.76	-0.18	-1.01	-0.14	1.40	6,359	0.38	20221103	IT SERVICES
	Epam Systems	8	EPAM	348.13	0.00	1.44	1.29	2	-1.18	1.60	4	1.76	-0.18	-0.30	-1.11	1.40	19,971	0.19	20221103	IT SERVICES
	Cdw Corp	8	CDW	168.56	1.19	0.27	0.19	7	-0.07	1.56	2	0.99	0.23	1.15	0.00	1.40	22,775	0.22	20221102	IT SERVICES
	Dynatrace Hldgs	8	DT	35.26	0.00	-0.48	0.32	10	-0.07	-0.82	7	-0.81	-0.70	-1.13	0.00	-1.24	10,132	0.32	20221102	IT SERVICES
	Momentive Glbl	8	MNTV	8.02	0.00	-0.66	-0.05	11	-1.59	1.15	2	0.39	-0.36	0.14	-1.53	1.01	1,203	1.19	20221103	IT SERVICES
	Dxc Technology	8	DXC	28.98	0.00	-1.82	0.36	16	-1.32	-1.38	6	-0.12	-0.21	1.64	-1.25	-1.79	6,662	0.27	20221103	IT SERVICES
<b>MACHINERY-THERMAL PROC</b>																				
	Zebra Tech Cl A	8	ZBRA	274.58	0.00	0.41	-0.85	6	1.32	-0.52	5	-1.15	0.77	0.84	1.39	-0.62	14,220	0.25	20221101	MACHINERY-THERMAL PROC
<b>LASERS-SYS/COMPONENTS</b>																				
	Ipg Photonics	8	IPGP	87.62	0.00	0.41	-0.85	6	1.59	-0.30	5	-1.15	0.74	0.47	1.66	-0.62	4,399	0.93	20221101	LASERS-SYS/COMPONENTS
<b>OUTSOURCING</b>																				
	Broadridge Finl	8	BR	144.39	2.01	0.05	0.13	8	-0.76	1.11	2	0.99	0.35	1.07	-0.69	1.01	16,987	0.26	20221102	OUTSOURCING
<b>PROTECTION-SFTY EQ &amp; SVC</b>																				
	Verra Mobility	8	VRRM	16.74	0.00	1.16	-0.39	3	1.46	1.11	3	0.56	0.78	-0.11	1.53	1.01	2,564	1.15	20221102	PROTECTION-SFTY EQ & SVC
	Alarm.Com Hldgs	8	ALRM	65.65	0.00	-1.66	-1.26	15	0.90	-0.89	5	-1.67	0.23	0.20	0.97	-1.24	3,265	1.86	20221103	PROTECTION-SFTY EQ & SVC
<b>RETAIL-MAIL ORDER &amp; DIRECT</b>																				
	Insight Entrprs	8	NSIT	91.90	0.00	0.30	1.01	7	-1.32	2.04	4	1.76	-0.17	-0.01	-1.25	1.71	3,225	1.11	20221103	RETAIL-MAIL ORDER & DIRECT
<b>SECURITY</b>																				
	Qualys Inc	8	QLYS	139.07	0.00	0.68	-0.68	5	1.18	1.15	3	-0.12	0.12	-1.48	1.25	1.01	5,335	0.46	20221102	SECURITY
	Fortinet Inc	8	FTNT	55.92	0.00	0.20	-0.91	7	0.07	1.60	3	-0.81	-0.28	-1.54	0.14	1.40	44,094	0.09	20221102	SECURITY
	Varonis Systems	8	VRNS	27.31	0.00	-1.34	-0.22	14	-0.07	-0.08	2	0.39	-0.49	0.05	0.00	0.00	3,001	1.05	20221031	SECURITY
<b>SEMI-ANALOG &amp; MIXED</b>																				
	On Semicon Corp	8	ON	66.59	0.00	0.68	-0.68	5	1.46	1.11	3	-0.12	0.34	-0.91	1.53	1.01	28,849	0.06	20221031	SEMI-ANALOG & MIXED
	Nxp Semiconduct	8	NXPI	148.74	2.27	-0.50	-1.08	10	1.59	-0.86	5	-1.15	1.05	1.56	1.66	-1.24	39,059	0.07	20221031	SEMI-ANALOG & MIXED
	Ma-Com Tech Sol	8	MTSI	57.46	0.00	-0.50	-1.08	10	1.04	-0.97	5	-1.15	0.42	0.27	1.11	-0.70	4,022	1.03	20221103	SEMI-ANALOG & MIXED
	Microchip Tech	8	MCHP	64.48	1.87	-1.85	0.25	16	1.59	-0.75	6	-0.81	-0.34	1.03	1.66	-1.24	35,624	0.08	20221103	SEMI-ANALOG & MIXED
<b>SEMI-DISCRETES</b>																				
	Vishay Intertec	8	VSH	20.71	1.93	-0.70	-1.78	11	0.62	1.11	1	-0.64	0.58	0.23	0.69	1.01	2,957	1.07	20221102	SEMI-DISCRETES
<b>SEMI-EQPT WAFER FAB</b>																				
	Adv Energy Inds	8	AEIS	75.89	0.53	-0.94	0.48	12	-0.76	-0.49	6	-0.81	-0.29	0.28	-0.69	-0.62	2,835	1.67	20221101	SEMI-EQPT WAFER FAB
<b>SEMI-POWER</b>																				
	Power Integratio	8	POWI	66.73	1.08	0.43	0.55	6	-0.07	-0.52	7	-0.81	-0.51	-0.96	0.00	-0.62	3,891	1.10	20221102	SEMI-POWER
<b>SEMI-RADIO FREQ</b>																				
	Skyworks Solutn	8	SWKS	86.68	2.86	1.60	-0.93	1	1.59	1.52	1	0.05	1.20	0.61	1.66	1.40	13,907	0.13	20221103	SEMI-RADIO FREQ
	Qorvo Inc	8	QRVO	86.04	0.00	-0.50	-1.08	10	1.59	-0.97	5	-1.15	0.59	0.70	1.66	-1.24	8,880	0.22	20221102	SEMI-RADIO FREQ

Date: 10-26-2022

Stocks are grouped by INDUSTRY WITHIN SECTORS and sorted from most to least attractive based on integrated Polaris Score = iPSCORE (see "Report Headings" tab).

SECTOR CODES: 1-Energy, 2-Materials, 3-Industrials, 4-Consumer Discretionary, 5-Consumer Staples, 6-Healthcare

SECTOR CODES: 7-Financials, 8-Information Technology, 9-Communication Services, 10-Utilities, 11-Real Estate

	COMPANY	SECTOR	TICKER	PRICE	YIELD	iPSCORE	Behavioral Preference Factor	ABSOLUTE-SCALE METRICS			RELATIVE-SCALE METRICS					MKT CAP \$millions	DAYS2TR	EPS REPORT DATE	INDUSTRY GROUP	
								ABS DCOORD	TECH OUTLK	FUNDA OUTLK	REL DCOORD	rPSCORE	VTCAVG	VSCORE	TSCORE					CSCORE
<b>TECHNOLOGY SERVICES</b>																				
	Vontier Corp	8	VNT	19.11	0.52	1.57	-1.21	1	-0.07	2.00	1	-0.64	0.58	0.60	0.00	1.71	3,018	0.88	20221103	TECHNOLOGY SERVICES
	Kyndryl Holdngs	8	KD	9.61	0.00	0.45	0.94	6	-0.35	0.07	6	-0.12	-0.25	0.20	-0.28	-1.09	2,179	1.05	20221102	TECHNOLOGY SERVICES
	Liveramp Hldgs	8	RAMP	18.30	0.00	0.39	-0.75	6	1.32	-0.56	5	-1.67	0.35	0.05	1.39	-1.17	1,229	2.28	20221101	TECHNOLOGY SERVICES
	Square Inc	8	SQ	59.66	0.00	0.39	-0.75	6	-0.07	-0.56	5	-1.67	0.06	0.74	0.00	-1.17	34,606	0.03	20221103	TECHNOLOGY SERVICES
	Procore Tech	8	PCOR	54.70	0.00	-0.62	0.93	11	-1.32	1.15	4	1.33	-0.82	-1.58	-1.25	1.01	7,415	0.51	20221102	TECHNOLOGY SERVICES
	Lightspeed Cmrc	8	LSPD	18.52	0.00	-0.66	-0.05	11	-1.32	1.15	2	0.39	-0.27	0.09	-1.25	1.01	2,758	1.29	20221103	TECHNOLOGY SERVICES
	Switch Inc-A	8	SWCH	33.90	0.62	-1.17	0.15	13	1.46	-0.97	7	-0.81	-0.56	-2.05	1.53	-1.24	8,293	0.34	20221103	TECHNOLOGY SERVICES
<b>WIRE &amp; CABLE PRODUCTS</b>																				
	Belden Inc	8	BDC	68.01	0.29	1.66	0.54	1	-0.21	2.04	2	1.50	0.85	1.41	-0.14	1.71	2,960	1.66	20221102	WIRE & CABLE PRODUCTS
<b>WIRELESS EQUIPMENT</b>																				
	Qualcomm Inc	8	QCOM	119.17	2.52	1.60	-0.93	1	1.59	2.00	1	0.05	1.18	0.42	1.66	1.71	133,828	0.03	20221102	WIRELESS EQUIPMENT
	Ubiquiti Inc	8	UI	337.13	0.71	0.51	1.22	6	-0.21	0.07	4	1.33	-0.72	-1.66	-0.14	0.00	20,372	1.59	20221104	WIRELESS EQUIPMENT
	Motorola Solutn	8	MSI	239.68	1.32	-0.41	1.90	10	-0.21	-0.75	8	0.90	-0.33	-0.06	-0.14	-1.24	40,098	0.15	20221103	WIRELESS EQUIPMENT
	Clearfield Inc	8	CLFD	118.60	0.00	-0.44	1.73	10	-0.21	-0.82	8	0.30	-1.01	-1.76	-0.14	-1.24	1,634	0.94	20221103	WIRELESS EQUIPMENT
	Interdigitl Inc	8	IDCC	49.46	2.83	-1.88	-1.32	16	0.35	-0.75	5	-1.67	0.14	0.29	0.42	-0.70	1,467	1.68	20221103	WIRELESS EQUIPMENT
<b>Communication Svcs</b>																				
<b>BROADCASTING-RADIO/TV</b>																				
	Fox Corp-A	9	FOXA	29.84	1.68	0.87	0.32	6	1.48	0.07	2	1.19	0.74	1.50	1.42	1.23	16,386	0.24	20221101	BROADCASTING-RADIO/TV
	Roku Inc	9	ROKU	55.34	0.00	-0.09	0.83	10	1.48	-1.01	4	1.42	-0.08	-0.06	1.42	0.00	7,633	0.05	20221102	BROADCASTING-RADIO/TV
	Fox Corp-B	9	FOX	28.00	1.79	-0.10	0.03	10	-0.32	-0.86	2	1.19	0.54	1.59	-0.39	0.00	15,375	0.61	20221101	BROADCASTING-RADIO/TV
	Gray Televisn	9	GTN	15.49	2.07	-0.11	0.03	10	-0.32	-1.01	2	0.61	0.27	1.00	-0.39	0.00	1,442	2.70	20221104	BROADCASTING-RADIO/TV
	Sinclair Broadc	9	SBGI	19.41	5.15	-0.11	0.03	10	-0.32	-0.86	2	0.61	-0.09	0.19	-0.39	0.00	1,391	1.90	20221102	BROADCASTING-RADIO/TV
	Amc Networks- A	9	AMCX	22.46	0.00	-0.15	-1.36	10	1.23	-0.82	1	-0.44	1.39	1.96	1.16	0.00	952	2.76	20221104	BROADCASTING-RADIO/TV
	Liberty Gbl-C	9	LBTYK	17.83	0.00	-0.15	-1.36	10	1.23	-0.86	1	-0.44	1.05	1.19	1.16	0.00	8,644	0.55	20221101	BROADCASTING-RADIO/TV
	Sirius Xm Hldgs	9	SIRI	6.28	1.40	-1.60	0.91	16	-1.48	-1.30	6	-0.79	-0.31	0.85	-1.55	-0.54	24,456	0.28	20221101	BROADCASTING-RADIO/TV
<b>CABLE TV</b>																				
	Dish Network Cp	9	DISH	14.95	0.00	0.87	0.32	6	-0.32	0.00	2	1.19	0.95	2.22	-0.39	1.23	7,928	0.34	20221103	CABLE TV
	Liberty Gbl-A	9	LBTYA	16.89	0.00	0.81	-1.08	6	1.23	-0.56	1	-0.44	1.18	1.34	1.16	0.61	8,188	0.68	20221101	CABLE TV
	Cable One Inc	9	CABO	800.99	1.42	-0.15	-1.36	10	1.23	-0.86	1	-0.44	1.25	1.65	1.16	0.00	4,709	0.36	20221103	CABLE TV
	Liberty Brdbd-A	9	LBRDA	79.79	0.00	-0.18	-1.77	10	1.23	-0.86	1	-1.38	0.89	0.83	1.16	0.00	12,270	1.29	20221104	CABLE TV
	Liberty Brdbd-C	9	LBRDK	79.41	0.00	-0.18	-0.85	10	1.23	-0.86	5	-1.38	0.79	0.73	1.16	-0.46	12,212	0.25	20221104	CABLE TV
<b>COMMUNICATIONS COMPONENTS</b>																				
	Altice Usa Inc	9	ATUS	6.32	0.00	0.88	0.32	6	-0.32	-0.49	2	1.66	1.29	3.14	-0.39	0.61	2,874	0.55	20221102	COMMUNICATIONS COMPONENTS
<b>COMPUTER-INTEGRATED SYSTEMS</b>																				
	Zoominfo Tech	9	ZI	46.68	0.00	-1.11	1.06	14	-1.23	-0.41	4	-0.33	-1.58	-2.68	-1.29	0.61	18,833	0.18	20221101	COMPUTER-INTEGRATED SYSTEMS
<b>ELECTRONIC COMMERCE</b>																				
	Match Group Inc	9	MTCH	45.43	0.00	0.85	-0.15	6	1.23	-0.49	3	0.72	0.43	-0.34	1.16	0.61	12,974	0.15	20221101	ELECTRONIC COMMERCE

Date: 10-26-2022

Stocks are grouped by INDUSTRY WITHIN SECTORS and sorted from most to least attractive based on integrated Polaris Score = iPSCORE (see "Report Headings" tab).

SECTOR CODES: 1-Energy, 2-Materials, 3-Industrials, 4-Consumer Discretionary, 5-Consumer Staples, 6-Healthcare

SECTOR CODES: 7-Financials, 8-Information Technology, 9-Communication Services, 10-Utilities, 11-Real Estate

	COMPANY	SECTOR	TICKER	PRICE	YIELD	iPSCORE	Behavioral Preference Factor	ABSOLUTE-SCALE METRICS			RELATIVE-SCALE METRICS					MKT CAP \$millions	DAYS2TR	EPS REPORT DATE	INDUSTRY GROUP	
								ABS DCOORD	TECH OUTLK	FUNDA OUTLK	REL DCOORD	rPSCORE	VTCAVG	VSCORE	TSCORE					CSCORE
<b>GAMING</b>																				
	Skillz Inc	9	SKLZ	1.09	0.00	1.51	-1.28	3	1.23	1.15	1	-1.38	0.85	0.19	1.16	2.23	457	2.69	20221102	GAMING
<b>INTERNET CONTENT</b>																				
	Yelp Inc	9	YELP	38.78	0.00	-0.09	0.83	10	-0.19	-0.82	4	1.42	-0.13	-0.03	-0.26	0.00	2,757	1.08	20221103	INTERNET CONTENT
<b>INTERNET SERVICES</b>																				
	Autohome Inc	9	ATHM	26.86	1.90	0.37	0.17	8	-0.71	1.15	2	0.61	0.16	0.57	-0.77	2.23	3,372	2.13	20221103	INTERNET SERVICES
<b>LEISURE &amp; RECREATION SVCS</b>																				
	Live Nation Ent	9	LYV	81.71	0.00	1.99	-1.14	1	1.48	2.04	1	-1.38	0.96	0.00	1.42	2.92	18,791	0.22	20221103	LEISURE & RECREATION SVCS
	Cinemark Hldgs	9	CNK	10.01	0.00	-0.11	-0.43	10	1.48	-1.01	3	0.72	0.51	-0.27	1.42	0.00	1,207	0.64	20221104	LEISURE & RECREATION SVCS
<b>MEDIA CONGLOMERATES</b>																				
	Liberty Media-C	9	FWONK	59.01	0.00	1.57	0.06	3	1.48	1.19	3	0.72	0.53	-0.68	1.42	1.84	13,742	0.43	20221104	MEDIA CONGLOMERATES
	Liberty Media-A	9	FWONA	53.21	0.00	-0.11	-0.43	10	1.48	-0.86	3	0.72	0.56	-0.16	1.42	0.00	12,392	2.73	20221104	MEDIA CONGLOMERATES
<b>MOVIE/TV PRODUCTION/DISTRIB</b>																				
	World Wrestling	9	WWE	77.90	0.62	1.60	1.32	3	-0.19	1.15	4	1.42	0.01	-0.28	-0.26	2.23	5,795	0.37	20221103	MOVIE/TV PRODUCTION/DISTRIB
	News Corp-B	9	NWS	17.37	1.15	-1.58	-0.40	16	-1.23	-0.86	2	-0.09	-0.50	0.15	-1.29	0.00	10,099	1.34	20221103	MOVIE/TV PRODUCTION/DISTRIB
	News Corp New-A	9	NWSA	17.17	1.16	-1.65	-2.53	16	0.06	-0.97	1	-2.31	0.15	0.33	0.00	0.00	9,983	0.46	20221103	MOVIE/TV PRODUCTION/DISTRIB
<b>PUBLISHING-NEWSPAPERS</b>																				
	Ny Times A	9	NYT	29.29	1.23	-0.10	1.02	10	1.23	-0.93	4	0.96	-0.19	-0.04	1.16	0.00	4,869	0.59	20221102	PUBLISHING-NEWSPAPERS
<b>SATELLITE COMMUNICATION</b>																				
	Globalstar Inc	9	GSAT	1.81	0.00	2.03	0.06	1	0.97	1.60	3	0.02	-0.16	-1.91	0.90	2.61	3,260	2.97	20221103	SATELLITE COMMUNICATION
	Liberty Siri-C	9	LSXMK	42.31	0.00	-0.34	0.95	11	-1.48	1.15	4	0.96	-0.60	-0.48	-1.55	2.23	9,258	0.86	20221104	SATELLITE COMMUNICATION
	Liberty Siri-A	9	LSXMA	42.45	0.00	-1.56	-0.39	16	-1.23	-0.86	2	0.61	-0.03	0.97	-1.29	0.00	13,869	0.89	20221104	SATELLITE COMMUNICATION
<b>TECHNOLOGY SERVICES</b>																				
	Vimeo Inc	9	VMEQ	3.86	0.00	0.85	0.31	6	-0.32	-0.49	2	0.61	-0.08	0.05	-0.39	0.61	642	2.97	20221102	TECHNOLOGY SERVICES
	Lumen Technolgs	9	LUMN	6.92	14.45	-0.18	-0.85	10	1.23	-1.45	5	-1.38	0.81	0.80	1.16	-0.54	7,165	0.18	20221102	TECHNOLOGY SERVICES
<b>TOYS/GAMES/HOBBY PROD</b>																				
	Electr Arts Inc	9	EA	127.74	0.59	-1.10	-0.26	14	-1.48	-0.41	2	-0.09	-0.33	0.14	-1.55	0.61	35,518	0.12	20221101	TOYS/GAMES/HOBBY PROD
<b>WIRELESS NATIONAL</b>																				
	Cogent Comm Hld	9	CCOI	50.82	7.12	0.78	-1.49	6	1.48	-0.04	1	-1.38	0.87	0.50	1.42	1.23	2,440	1.61	20221103	WIRELESS NATIONAL
	Liberty La-C	9	LILAK	7.75	0.00	-1.56	0.79	16	-1.23	-0.86	4	0.37	-0.79	-0.48	-1.29	0.00	1,716	2.09	20221101	WIRELESS NATIONAL
	Gogo Inc	9	GOGO	13.81	0.00	-1.56	0.79	16	-1.48	-0.86	4	0.37	-0.85	-0.36	-1.55	0.00	1,777	2.26	20221103	WIRELESS NATIONAL
<b>WIRELINE - NATIONAL</b>																				
	Telephone &Data	9	TDS	15.82	4.55	0.61	0.24	7	-1.23	1.60	2	0.61	-0.17	0.25	-1.29	2.61	1,813	1.80	20221103	WIRELINE - NATIONAL
<b>Utilities</b>																				
<b>OIL &amp; GAS-PROD/PIPELINE</b>																				
	Evergy Inc	10	EVERG	59.46	3.85	0.60	-0.08	3	1.82	1.08	3	1.06	0.07	-0.03	0.32	0.00	13,647	0.31	20221104	OIL & GAS-PROD/PIPELINE
<b>OTHER ALT ENERGY</b>																				
	Ormat Tech Inc	10	ORA	88.29	0.54	0.02	2.31	5	-0.55	0.67	8	-0.75	-2.37	-3.50	-2.05	-0.39	4,938	0.78	20221102	OTHER ALT ENERGY

Date: 10-26-2022

Stocks are grouped by INDUSTRY WITHIN SECTORS and sorted from most to least attractive based on integrated Polaris Score = iPSCORE (see "Report Headings" tab).

SECTOR CODES: 1-Energy, 2-Materials, 3-Industrials, 4-Consumer Discretionary, 5-Consumer Staples, 6-Healthcare

SECTOR CODES: 7-Financials, 8-Information Technology, 9-Communication Services, 10-Utilities, 11-Real Estate

	COMPANY	SECTOR	TICKER	PRICE	YIELD	iPSCORE	Behavioral Preference Factor	ABSOLUTE-SCALE METRICS			RELATIVE-SCALE METRICS					MKT CAP \$millions	DAYS2TR	EPS REPORT DATE	INDUSTRY GROUP	
								ABS DCOORD	TECH OUTLK	FUNDA OUTLK	REL DCOORD	rPSCORE	VTCAVG	VSCORE	TSCORE					CSCORE
	Clearway Egy	10	CWEN	33.32	4.33	-1.77	1.80	12	-0.87	-0.49	8	-0.75	-2.00	-2.09	-2.37	-1.38	6,731	1.18	20221102	OTHER ALT ENERGY
<b>UTILITY-ELECTRIC POWER</b>																				
	Nrg Energy Inc	10	NRG	43.64	3.21	1.15	0.49	1	1.18	2.08	2	2.17	0.71	1.18	-0.32	0.79	10,262	0.26	20221103	UTILITY-ELECTRIC POWER
	Pinnacle West	10	PNW	65.79	5.17	1.09	-0.77	1	1.82	2.00	1	0.66	0.93	1.33	0.32	0.72	7,437	0.40	20221103	UTILITY-ELECTRIC POWER
	Edison Intl	10	EIX	56.85	4.93	1.09	-0.77	1	1.82	1.52	1	0.66	0.58	0.83	0.32	0.33	21,684	0.18	20221101	UTILITY-ELECTRIC POWER
	Ppl Corp	10	PPL	25.96	3.47	1.05	0.67	1	1.82	2.00	4	-0.45	-0.74	-0.97	0.32	0.59	19,111	0.17	20221104	UTILITY-ELECTRIC POWER
	Idacorp Inc	10	IDA	100.00	3.00	0.60	-0.08	3	1.82	1.08	3	1.06	0.04	-0.07	0.32	0.00	5,056	1.34	20221103	UTILITY-ELECTRIC POWER
	Brookfld Renwbl	10	BEP	29.04	4.41	0.60	-0.08	3	1.82	1.15	3	1.06	0.04	-0.08	0.32	0.00	7,994	2.31	20221104	UTILITY-ELECTRIC POWER
	Oge Energy Corp	10	OGE	35.96	4.61	0.60	0.19	3	1.82	1.08	2	1.06	-0.21	0.39	0.32	0.00	7,199	0.53	20221103	UTILITY-ELECTRIC POWER
	Ameren Corp	10	AEE	79.52	2.97	0.57	-0.23	3	1.82	1.08	3	0.36	-0.55	-1.25	0.32	0.00	20,546	0.20	20221103	UTILITY-ELECTRIC POWER
	Aes Corp	10	AES	25.19	2.51	0.57	0.53	3	-0.24	1.08	4	0.36	-0.72	-0.54	-1.74	0.00	16,825	0.20	20221103	UTILITY-ELECTRIC POWER
	Cemig Sa -Adr	10	CIG	2.13	1.65	0.34	0.12	4	0.55	1.52	2	1.06	-0.16	0.01	-0.95	0.33	4,689	0.92	20221103	UTILITY-ELECTRIC POWER
	Otter Tail Corp	10	OTTR	66.53	2.48	0.09	0.05	5	1.34	1.19	2	1.06	0.04	0.16	-0.16	0.00	2,770	2.45	20221031	UTILITY-ELECTRIC POWER
	Nisource Inc	10	NI	25.13	3.74	-0.19	1.28	6	1.82	-0.26	7	0.36	-0.36	-0.19	0.32	-1.38	10,202	0.19	20221102	UTILITY-ELECTRIC POWER
	Wec Energy Grp	10	WEC	87.77	3.32	-0.19	1.28	6	1.82	-0.26	7	0.36	-0.59	-0.65	0.32	-1.38	27,686	0.17	20221101	UTILITY-ELECTRIC POWER
	Exelon Corp	10	EXC	37.76	3.58	-0.19	1.28	6	1.82	-0.30	7	0.36	-0.66	-0.79	0.32	-1.38	37,023	0.07	20221103	UTILITY-ELECTRIC POWER
	Eversource Egy	10	ES	74.15	3.44	-0.25	-0.67	6	1.82	-0.30	5	-0.95	-0.04	0.45	0.32	-1.38	25,689	0.18	20221102	UTILITY-ELECTRIC POWER
	Entergy Corp	10	ETR	104.75	3.86	-0.25	-0.67	6	1.82	-0.34	5	-0.95	-0.05	0.43	0.32	-1.38	21,308	0.19	20221102	UTILITY-ELECTRIC POWER
	Vistra Corp	10	VST	21.99	3.35	-0.25	-0.67	6	1.82	-0.49	5	-0.95	-0.10	0.56	0.32	-1.84	9,155	0.27	20221104	UTILITY-ELECTRIC POWER
	Duke Energy Cp	10	DUK	90.24	4.45	-0.25	-0.67	6	1.82	-0.30	5	-0.95	-0.22	0.08	0.32	-1.38	69,476	0.07	20221104	UTILITY-ELECTRIC POWER
	Consol Edison	10	ED	85.85	3.68	-0.65	-0.10	8	1.03	1.11	2	1.67	0.11	0.46	-0.47	0.00	30,441	0.14	20221103	UTILITY-ELECTRIC POWER
	Dominion Energy	10	D	66.92	3.99	-1.28	0.76	10	1.50	-0.71	7	-1.26	-1.15	-1.34	0.00	-1.90	55,711	0.08	20221104	UTILITY-ELECTRIC POWER
	Public Sv Entrp	10	PEG	56.08	3.85	-1.28	0.76	10	1.82	-0.75	7	-1.26	-1.46	-2.12	0.32	-1.90	27,976	0.15	20221031	UTILITY-ELECTRIC POWER
	Black Hills Cor	10	BKH	63.00	3.78	-1.29	-0.91	10	1.82	-0.86	5	-1.66	-0.40	0.19	0.32	-2.30	4,084	0.76	20221102	UTILITY-ELECTRIC POWER
	Avista Corp	10	AVA	39.78	4.42	-1.29	-0.91	10	-0.39	-0.75	5	-1.66	-0.47	0.02	-1.89	-1.90	2,903	1.56	20221101	UTILITY-ELECTRIC POWER
	Centerpoint Egy	10	CNP	27.65	2.60	-1.66	2.66	12	1.03	-0.41	8	1.87	-0.61	-0.06	-0.47	-1.84	17,406	0.17	20221101	UTILITY-ELECTRIC POWER
	Pnm Resources	10	PNM	46.42	2.99	-2.49	1.03	15	1.03	-0.75	6	0.36	-0.58	0.02	-0.47	-1.90	3,984	0.54	20221104	UTILITY-ELECTRIC POWER
<b>UTILITY-GAS DISTRIBUTION</b>																				
	South Jersey In	10	SJI	34.83	3.56	1.11	0.07	1	1.66	1.52	3	1.06	-0.15	-0.55	0.16	0.33	4,263	0.89	20221102	UTILITY-GAS DISTRIBUTION
	One Gas Inc	10	OGS	73.71	3.36	0.58	-0.92	3	1.82	1.08	1	0.66	0.57	0.97	0.32	0.00	3,990	1.10	20221031	UTILITY-GAS DISTRIBUTION
	Chesapeake Util	10	CPK	122.51	1.75	0.51	0.51	3	-0.39	1.08	4	-1.26	-1.34	-1.72	-1.89	0.00	2,173	2.86	20221102	UTILITY-GAS DISTRIBUTION
	Sempra Energy	10	SRE	146.22	3.13	0.28	0.45	4	-0.87	1.52	4	-0.45	-0.81	-1.54	-2.37	0.33	45,958	0.12	20221103	UTILITY-GAS DISTRIBUTION
	Natl Fuel Gas	10	NFG	65.92	2.88	-0.66	2.95	8	1.03	0.67	8	1.37	-0.94	-0.28	-0.47	-0.79	6,030	0.75	20221103	UTILITY-GAS DISTRIBUTION
<b>UTILITY-WATER SUPPLY</b>																				
	Amer Water Work	10	AWK	139.55	1.88	-0.26	1.06	6	1.82	-0.30	7	-1.26	-1.29	-1.83	0.32	-1.84	25,368	0.18	20221031	UTILITY-WATER SUPPLY
	Middlesex Water	10	MSEX	86.28	1.34	-2.79	1.50	16	0.08	-0.93	8	-0.75	-2.38	-3.08	-1.42	-1.90	1,519	2.55	20221104	UTILITY-WATER SUPPLY
<b>Real Estate</b>																				
<b>BLDG PROD-WOOD</b>																				



Date: 10-26-2022

Stocks are grouped by INDUSTRY WITHIN SECTORS and sorted from most to least attractive based on integrated Polaris Score = iPScore (see "Report Headings" tab).

SECTOR CODES: 1-Energy, 2-Materials, 3-Industrials, 4-Consumer Discretionary, 5-Consumer Staples, 6-Healthcare

SECTOR CODES: 7-Financials, 8-Information Technology, 9-Communication Services, 10-Utilities, 11-Real Estate

	COMPANY	SECTOR	TICKER	PRICE	YIELD	iPScore	Behavioral Preference Factor	ABSOLUTE-SCALE METRICS			RELATIVE-SCALE METRICS					MKT CAP \$millions	DAYS2TR	EPS REPORT DATE	INDUSTRY GROUP	
								ABS DCOORD	TECH OUTLK	FUNDA OUTLK	REL DCOORD	rPScore	VTCAVG	VSCORE	TSCORE					CSCORE
	Rayonier Inc	11	RYN	33.67	3.39	0.52	1.27	6	-1.26	-0.04	4	0.95	-0.05	-0.50	-1.33	0.62	4,926	1.17	20221102	BLDG PROD-WOOD
	<b>INTERNET SERVICES</b>																			
	Zillow Group	11	ZG	31.29	0.00	-0.54	0.84	10	-0.33	-1.01	6	-1.17	-0.62	0.15	-0.40	-1.47	7,707	1.40	20221102	INTERNET SERVICES
	<b>REAL ESTATE DEVELOPMENT</b>																			
	Howard Hughs Cp	11	HHC	60.08	0.00	1.77	0.74	1	-0.33	1.56	2	1.77	0.92	1.28	-0.40	2.02	2,999	1.57	20221102	REAL ESTATE DEVELOPMENT
	<b>REAL ESTATE OPERATIONS</b>																			
	Colliers Int Gp	11	CIGI	98.32	0.31	1.19	-1.08	3	-0.07	1.19	1	-0.27	0.94	0.11	-0.13	1.63	4,126	2.15	20221101	REAL ESTATE OPERATIONS
	Jones Lang Lasl	11	JLL	163.51	0.00	0.55	0.49	6	-1.52	-0.41	2	1.45	0.48	1.99	-1.59	0.00	7,835	0.46	20221102	REAL ESTATE OPERATIONS
	Zillow Group-C	11	Z	31.21	0.00	0.51	0.59	6	-0.33	-0.34	2	0.55	-0.12	0.18	-0.40	0.00	7,687	0.25	20221102	REAL ESTATE OPERATIONS
	Cushman&Wakefld	11	CWK	11.72	0.00	0.49	-0.36	6	1.26	-0.30	3	0.14	0.21	-0.45	1.19	0.00	2,645	1.75	20221103	REAL ESTATE OPERATIONS
	Exp World Hldgs	11	EXPI	12.59	1.43	-0.49	1.80	10	-0.33	-0.97	8	-0.03	-0.70	-0.95	-0.40	-0.62	1,911	1.85	20221101	REAL ESTATE OPERATIONS
	Kennedy-Wilson	11	KW	16.26	5.90	-0.49	1.80	10	-0.07	-0.93	8	-0.03	-0.73	-1.02	-0.13	-0.62	2,240	2.38	20221102	REAL ESTATE OPERATIONS
	<b>REIT-EQTY TRUST - OTHER</b>																			
	Extra Space Stg	11	EXR	173.37	3.46	1.76	1.24	1	-0.07	1.56	4	1.69	0.50	-0.26	-0.13	2.02	23,216	0.18	20221101	REIT-EQTY TRUST - OTHER
	Public Storage	11	PSA	300.11	2.67	1.75	1.40	1	1.52	1.56	4	1.36	0.07	-1.55	1.46	2.02	52,658	0.10	20221101	REIT-EQTY TRUST - OTHER
	Uniti Group Inc	11	UNIT	7.66	7.83	1.26	0.05	3	1.26	1.11	3	1.20	0.79	-0.33	1.19	1.63	1,817	1.55	20221103	REIT-EQTY TRUST - OTHER
	Omega Hlthcare	11	OHI	31.28	8.57	1.24	-0.07	3	1.39	1.11	3	0.71	0.40	-1.23	1.33	1.63	7,323	0.37	20221102	REIT-EQTY TRUST - OTHER
	Life Storage	11	LSI	106.18	4.07	1.24	-0.07	3	1.26	0.70	3	0.71	0.37	-1.14	1.19	1.16	8,960	0.38	20221102	REIT-EQTY TRUST - OTHER
	Iron Mountain	11	IRM	49.51	5.00	0.52	1.27	6	-0.07	-0.30	4	0.95	-0.15	-0.18	-0.13	0.00	14,386	0.37	20221103	REIT-EQTY TRUST - OTHER
	Jbg Smith Pptys	11	JBGS	19.96	4.51	0.52	1.27	6	-0.33	-0.34	4	0.95	-0.30	-0.36	-0.40	0.00	2,283	0.84	20221101	REIT-EQTY TRUST - OTHER
	Terreno Realty	11	TRNO	54.68	2.93	0.50	1.37	6	-0.07	-0.30	4	0.46	-0.57	-1.45	-0.13	0.00	4,131	1.01	20221102	REIT-EQTY TRUST - OTHER
	Park Hotels&Res	11	PK	12.88	0.31	0.49	-0.36	6	1.26	-0.37	3	0.14	0.31	-0.15	1.19	0.00	3,006	0.56	20221102	REIT-EQTY TRUST - OTHER
	Physicians Rlty	11	DOC	14.62	6.29	0.49	-0.36	6	1.52	-0.37	3	0.14	0.22	-0.69	1.46	0.00	3,309	0.93	20221103	REIT-EQTY TRUST - OTHER
	Piedmont Office	11	PDM	10.53	7.98	0.44	-1.55	6	1.26	0.15	1	-0.92	0.65	0.26	1.19	0.62	1,299	1.60	20221102	REIT-EQTY TRUST - OTHER
	Seritage Growth	11	SRG	11.14	0.00	0.44	-1.55	6	1.13	-0.34	1	-0.92	0.58	0.53	1.06	0.00	486	3.00	20221101	REIT-EQTY TRUST - OTHER
	Hudson Pac Ppty	11	HPP	10.95	9.13	0.44	-1.55	6	1.26	-0.45	1	-0.92	0.57	0.64	1.19	0.00	1,551	1.00	20221102	REIT-EQTY TRUST - OTHER
	Douglas Emmett	11	DEI	17.57	6.37	0.44	-0.54	6	1.26	-0.45	5	-0.92	0.45	0.82	1.19	-0.54	3,089	0.77	20221103	REIT-EQTY TRUST - OTHER
	Eastrly Gov Ppt	11	DEA	16.79	6.31	0.44	-0.54	6	1.26	-0.41	5	-0.92	0.36	0.53	1.19	-0.54	1,525	1.67	20221101	REIT-EQTY TRUST - OTHER
	Sba Comm Corp	11	SBAC	256.60	1.11	0.41	-0.49	6	1.26	-0.37	5	-1.50	0.26	0.24	1.19	-0.54	27,669	0.11	20221031	REIT-EQTY TRUST - OTHER
	Natl Storage	11	NSA	41.11	5.35	0.41	0.23	6	1.52	-0.30	7	-1.58	-0.05	-0.95	1.46	-0.54	3,772	0.82	20221102	REIT-EQTY TRUST - OTHER
	Host Hotel&Rstr	11	HST	18.00	2.67	0.28	1.21	7	-1.39	1.56	4	0.95	-0.08	-0.50	-1.46	2.02	12,868	0.16	20221102	REIT-EQTY TRUST - OTHER
	Brookfield Infr	11	BIP	35.62	4.04	-0.46	1.97	10	1.52	-0.82	8	0.55	-0.39	-0.27	1.46	-0.62	16,310	1.39	20221102	REIT-EQTY TRUST - OTHER
	Global Net Leas	11	GNL	11.76	13.60	-0.49	1.80	10	-0.07	-0.93	8	-0.03	-0.64	-0.75	-0.13	-0.62	1,219	2.51	20221103	REIT-EQTY TRUST - OTHER
	Four Cornrs Ppt	11	FCPT	24.47	5.44	-0.49	1.80	10	-0.07	-0.78	8	-0.03	-0.66	-1.08	-0.13	-0.62	1,993	2.27	20221101	REIT-EQTY TRUST - OTHER
	Wp Carey Inc	11	WPC	73.50	5.77	-0.49	1.80	10	-0.07	-0.75	8	-0.03	-0.73	-0.85	-0.13	-1.09	14,179	0.28	20221104	REIT-EQTY TRUST - OTHER
	Ventas Inc	11	VTR	39.12	4.60	-0.51	1.01	10	-0.07	-0.86	6	-0.52	-0.18	0.36	-0.13	-0.62	15,637	0.26	20221103	REIT-EQTY TRUST - OTHER
	Americold Rlty	11	COLD	23.13	3.80	-0.53	-0.78	10	1.52	-0.82	5	-0.92	0.58	1.01	1.46	-0.62	6,230	0.57	20221103	REIT-EQTY TRUST - OTHER
	Vornado Rlty Tr	11	VNO	23.75	8.93	-0.53	-0.78	10	1.26	-0.93	5	-0.92	0.41	0.78	1.19	-0.62	4,555	0.32	20221031	REIT-EQTY TRUST - OTHER

Date: 10-26-2022

Stocks are grouped by INDUSTRY WITHIN SECTORS and sorted from most to least attractive based on integrated Polaris Score = iPSCORE (see "Report Headings" tab).

SECTOR CODES: 1-Energy, 2-Materials, 3-Industrials, 4-Consumer Discretionary, 5-Consumer Staples, 6-Healthcare

SECTOR CODES: 7-Financials, 8-Information Technology, 9-Communication Services, 10-Utilities, 11-Real Estate

	COMPANY	SECTOR	TICKER	PRICE	YIELD	iPSCORE	Behavioral Preference Factor	ABSOLUTE-SCALE METRICS			RELATIVE-SCALE METRICS					MKT CAP \$millions	DAYS2TR	EPS REPORT DATE	INDUSTRY GROUP	
								ABS DCOORD	TECH OUTLK	FUNDA OUTLK	REL DCOORD	rPSCORE	VTCAVG	VSCORE	TSCORE					CSCORE
	Healthpeak Ppty	11	PEAK	23.04	5.21	-0.53	0.00	10	1.26	-0.75	7	-1.01	0.08	-0.23	1.19	-0.62	12,432	0.21	20221101	REIT-EQTY TRUST - OTHER
	Global Med Reit	11	GMRE	8.53	9.85	-0.55	-0.73	10	1.26	-0.82	5	-1.50	0.34	0.56	1.19	-0.62	559	2.90	20221102	REIT-EQTY TRUST - OTHER
	Xenia HtIs&Rsrt	11	XHR	16.60	2.41	-0.68	0.24	11	-1.26	1.11	2	1.04	0.34	0.87	-1.33	1.63	1,898	2.71	20221102	REIT-EQTY TRUST - OTHER
	Diamondrock Hos	11	DRH	9.15	1.31	-0.72	-0.66	11	0.33	1.15	3	0.14	0.34	-0.76	0.27	1.63	1,930	0.95	20221103	REIT-EQTY TRUST - OTHER
	Rlj Lodging Tr	11	RLJ	11.82	1.69	-1.43	0.90	14	-1.26	-0.37	4	0.46	-0.58	-0.26	-1.33	0.00	1,924	0.89	20221102	REIT-EQTY TRUST - OTHER
	Service Ppty Tr	11	SVC	7.77	10.30	-1.45	1.56	14	-0.99	-0.41	8	-0.03	-0.66	-0.23	-1.06	-0.54	1,283	1.59	20221103	REIT-EQTY TRUST - OTHER
	Outfront Media	11	OUT	17.78	6.75	-1.93	1.44	16	-1.26	-0.78	8	-0.03	-0.76	-0.17	-1.33	-0.62	2,917	0.86	20221103	REIT-EQTY TRUST - OTHER
	Lamar Adver Co	11	LAMR	91.75	5.23	-1.96	1.16	16	-1.26	-0.75	8	-0.68	-0.84	-0.41	-1.33	-0.62	9,316	0.46	20221104	REIT-EQTY TRUST - OTHER
	Innov Indl Ppty	11	IIPR	101.22	7.11	-1.99	0.81	16	-1.52	-0.75	8	-1.33	-1.52	-2.17	-1.59	-0.62	2,831	0.63	20221102	REIT-EQTY TRUST - OTHER
	Ryman Hospittly	11	RHP	87.29	0.46	-2.00	-0.36	16	-0.99	-1.30	7	-1.58	-0.37	-0.37	-1.06	-1.16	4,814	0.72	20221031	REIT-EQTY TRUST - OTHER
	<b>REIT-EQTY TRUST - RESID</b>																			
	Broadstone NI	11	BNL	16.76	6.44	1.75	1.40	1	-0.07	2.00	4	1.36	0.02	-1.90	-0.13	2.48	2,901	1.36	20221102	REIT-EQTY TRUST - RESID
	Avalonbay Cmnty	11	AVB	178.80	3.56	1.24	-0.07	3	1.26	1.11	3	0.71	0.69	-0.65	1.19	1.63	25,002	0.19	20221103	REIT-EQTY TRUST - RESID
	American Hm 4 R	11	AMH	32.79	2.20	1.24	-0.07	3	1.26	1.08	3	0.71	0.47	-1.30	1.19	1.63	11,423	0.35	20221103	REIT-EQTY TRUST - RESID
	Lexington Ppty	11	LXP	9.50	5.05	0.52	1.27	6	-0.33	-0.41	4	0.95	-0.40	-0.66	-0.40	0.00	2,659	1.46	20221103	REIT-EQTY TRUST - RESID
	Apartment Reit	11	AIRC	38.15	4.72	0.44	-1.55	6	1.26	-0.30	1	-0.92	0.48	0.37	1.19	0.00	5,882	0.66	20221103	REIT-EQTY TRUST - RESID
	<b>REIT-EQTY TRUST - RETAIL</b>																			
	Fed Rlty Inv	11	FRT	96.65	4.47	1.74	0.17	1	-0.07	1.56	3	1.20	1.08	-0.13	-0.13	2.02	7,820	0.35	20221103	REIT-EQTY TRUST - RETAIL
	Natl Retail Ppt	11	NNN	41.30	5.33	1.27	1.28	3	-0.07	1.11	4	1.36	0.19	-0.78	-0.13	1.63	7,315	0.51	20221101	REIT-EQTY TRUST - RETAIL
	Regency Ctrs Cp	11	REG	58.14	4.30	1.27	1.28	3	-0.07	1.08	4	1.36	0.19	-0.80	-0.13	1.63	10,021	0.37	20221103	REIT-EQTY TRUST - RETAIL
	Store Capital	11	STOR	31.80	5.16	1.21	-0.18	3	0.99	0.67	3	0.14	0.22	-1.33	0.93	1.16	8,989	0.12	20221103	REIT-EQTY TRUST - RETAIL
	Urban Edge Prop	11	UE	14.11	4.54	0.53	0.54	6	-0.33	0.18	2	1.04	0.03	0.01	-0.40	0.62	1,657	1.93	20221103	REIT-EQTY TRUST - RETAIL
	Realty Income	11	O	60.49	4.92	0.48	2.04	6	-0.07	-0.30	8	-0.03	-0.49	-0.66	-0.13	-0.54	36,391	0.10	20221102	REIT-EQTY TRUST - RETAIL
	Acadia Rlty Tr	11	AKR	13.80	5.22	0.47	-0.48	6	1.52	-0.41	5	-0.27	0.77	1.50	1.46	-0.54	1,310	2.54	20221101	REIT-EQTY TRUST - RETAIL
	Brixmor Ppty Gp	11	BRX	20.68	4.64	0.27	-0.30	7	-0.07	1.52	3	0.71	0.44	-0.85	-0.13	2.02	6,197	0.48	20221101	REIT-EQTY TRUST - RETAIL
	Kite Realty Grp	11	KRG	18.97	4.64	0.23	-1.32	7	1.52	1.56	1	-0.27	1.01	0.86	1.46	2.02	4,153	0.87	20221102	REIT-EQTY TRUST - RETAIL
	Equinix Inc	11	EQIX	554.89	2.23	-0.53	0.00	10	1.52	-0.75	7	-1.01	0.17	-0.22	1.46	-0.62	50,537	0.09	20221102	REIT-EQTY TRUST - RETAIL
	Epr Properties	11	EPR	38.46	8.58	-0.53	0.00	10	1.52	-0.75	7	-1.01	0.14	-0.32	1.46	-0.62	2,885	1.15	20221102	REIT-EQTY TRUST - RETAIL
	Phillips Edison	11	PECO	29.62	3.78	-0.58	-0.01	10	1.26	-0.75	7	-2.07	-0.63	-2.35	1.19	-0.62	3,359	1.32	20221103	REIT-EQTY TRUST - RETAIL
	Tanger Fact Out	11	SKT	17.56	4.56	-0.66	0.81	11	-0.99	1.11	4	1.36	0.12	-0.05	-1.06	1.63	1,833	1.81	20221102	REIT-EQTY TRUST - RETAIL
	Simon Property	11	SPG	105.84	6.61	-1.43	0.90	14	-1.26	-0.30	4	0.46	-0.63	-0.40	-1.33	0.00	36,294	0.11	20221101	REIT-EQTY TRUST - RETAIL
	Macerich Co	11	MAC	10.14	5.92	-1.45	0.17	14	-1.52	-0.37	2	-0.03	-0.44	0.43	-1.59	0.00	2,178	0.90	20221103	REIT-EQTY TRUST - RETAIL
	Agree Rlty Corp	11	ADC	66.53	4.22	-1.75	0.87	15	-0.73	-1.23	8	-1.33	-1.30	-1.40	-0.80	-1.55	5,311	0.39	20221101	REIT-EQTY TRUST - RETAIL
	<b>REIT-MORTGAGE TRUST</b>																			
	Digitalbridg Gp	11	DBRG	13.22	0.30	1.22	-0.74	3	1.26	1.19	1	0.38	1.21	0.91	1.19	1.63	2,169	1.05	20221104	REIT-MORTGAGE TRUST
	Istar Finl Inc	11	STAR	9.84	5.08	0.49	-0.36	6	1.26	-0.34	3	0.14	0.24	-0.37	1.19	0.00	840	2.11	20221101	REIT-MORTGAGE TRUST
	<b>TECHNOLOGY SERVICES</b>																			
	Opendoor Tech	11	OPEN	2.72	0.00	-0.51	1.01	10	-0.33	-1.01	6	-0.52	-0.28	0.79	-0.40	-1.09	1,711	0.52	20221103	TECHNOLOGY SERVICES

Date: 10-26-2022

Cross Sector Analysis - Stocks are ranked from most to least attractive **INDEPENDENT OF SECTOR GROUPING**

SECTOR CODES: 1-Energy, 2-Materials, 3-Industrials, 4-Consumer Discretionary, 5-Consumer Staples, 6-Healthcare

SECTOR CODES: 7-Financials, 8-Information Technology, 9-Communication Services, 10-Utilities, 11-Real Estate

COMPANY	SECTOR	TICKER	PRICE	YIELD	XSEC IPSCORE	Behavioral Preference Factor	ABSOLUTE-SCALE METRICS			RELATIVE-SCALE METRICS					MKT CAP \$millions	DAYS2TR	EPS REPORT DATE	INDUSTRY GROUP	
							ABS DCOORD	TECH OUTLK	FUNDA OUTLK	REL DCOORD	rPSCORE	VTCAVG	VSCORE	TSCORE					CSCORE
Cummins Inc	3	CMI	234.68	2.68	1.63	0.78	1	-0.21	2.00	4	1.19	0.70	-0.19	-0.14	2.24	33,088	0.12	20221103	ENGINES-INT COMBUSTION
Piedmont Lithm	2	PLL	63.65	0.00	1.63	0.84	1	-0.21	1.63	4	1.19	0.68	-0.01	-0.14	2.03	1,143	0.91	20221104	MINING-MISC
Northrn Oil&Gas	1	NOG	34.02	2.94	1.63	0.90	1	-0.21	2.04	4	1.19	0.64	-0.21	-0.14	2.10	2,685	0.37	20221104	OIL & GAS-U S EXPLO & PROD
Cross Country	6	CCRN	36.10	0.00	1.63	1.20	1	-0.21	1.56	4	1.19	0.61	-0.01	-0.14	1.82	1,380	0.78	20221102	STAFFING
Cigna Corp	6	CI	310.92	1.44	1.63	1.20	1	-0.21	1.52	4	1.19	0.61	-0.01	-0.14	1.82	94,867	0.04	20221103	INSURANCE-MULTI LINE
Humana Inc New	6	HUM	529.46	0.59	1.63	1.20	1	-0.21	1.56	4	1.19	0.59	-0.05	-0.14	1.82	67,005	0.05	20221102	MEDICAL-HLTH MAINT ORG
Cyber-Ark Sftwr	8	CYBR	156.19	0.00	1.63	1.19	1	-0.21	1.56	4	1.19	0.59	-0.30	-0.14	2.03	6,359	0.38	20221103	IT SERVICES
Draftkings Inc	4	DKNG	14.10	0.00	1.63	1.30	1	-0.35	2.04	4	1.19	0.59	-0.40	-0.28	2.24	11,866	0.08	20221104	GAMING
Cf Indus Hldgs	2	CF	107.70	1.49	1.63	0.84	1	-0.21	1.60	4	1.19	0.56	-0.40	-0.14	2.03	21,460	0.09	20221102	FERTILIZERS
Nmi Holdings-A	7	NMIH	21.53	0.00	1.63	0.95	1	-0.21	1.56	4	1.19	0.55	-0.18	-0.14	1.82	1,824	2.34	20221101	INSURANCE-PROP/CAS/TITLE
Par Pac Hldgs	1	PARR	23.05	0.00	1.63	0.90	1	-0.21	1.63	4	1.19	0.54	-0.45	-0.14	2.03	1,387	1.04	20221101	OIL REFINING & MARKETING
Unum Group	7	UNM	44.77	2.95	1.63	0.71	1	-0.21	1.60	4	1.19	0.53	-0.47	-0.14	2.03	8,954	0.39	20221101	INSURANCE-ACC & HEALTH
Hershey Co/The	5	HSY	234.12	1.77	1.63	1.25	1	-0.21	1.56	4	1.19	0.52	-0.27	-0.14	1.82	47,991	0.12	20221104	FOOD-CONFECTIONERY
Ares Commercial	7	ACRE	11.78	11.20	1.63	1.66	1	-0.35	2.00	4	1.19	0.51	-0.65	-0.28	2.24	641	2.65	20221102	REIT-MORTGAGE TRUST
Broadstone NI	11	BNL	16.76	6.44	1.63	1.40	1	-0.07	2.00	4	1.19	0.49	-0.72	0.00	2.24	2,901	1.36	20221102	REIT-EQTY TRUST - RESID
E.L.F. Beauty	5	ELF	43.36	0.00	1.63	1.25	1	-0.21	1.63	4	1.19	0.46	-0.69	-0.14	2.03	2,273	0.92	20221102	COSMETICS & TOILETRIES
Clean Harbors	3	CLH	118.60	0.00	1.63	1.36	1	-0.63	1.63	4	1.19	0.45	-0.09	-0.56	1.82	6,417	0.53	20221102	WASTE REMOVAL SVCS
Bp Plc	1	BP	32.08	4.43	1.63	0.90	1	-0.21	1.56	4	1.19	0.43	-0.55	-0.14	1.82	100,735	0.07	20221101	OIL & GAS-INTL INTEGRATED
Earthstone Egy	1	ESTE	15.40	0.00	1.63	0.67	1	-0.21	1.63	4	1.19	0.43	-0.26	-0.14	1.54	2,195	0.84	20221102	OIL & GAS-U S EXPLO & PROD
Reinsurance Grp	7	RGA	143.11	2.24	1.63	0.95	1	-0.21	1.60	4	1.19	0.33	-0.88	-0.14	1.82	9,587	0.40	20221103	INSURANCE-LIFE
Dht Holdings	1	DHT	8.89	1.80	1.63	0.90	1	-0.21	1.60	4	1.19	0.22	-1.22	-0.14	1.82	1,518	0.99	20221101	TRANSPORTATION-SHIP
Pinnacle West	10	PNW	65.79	5.17	1.63	0.32	1	1.60	2.00	3	1.02	1.28	-0.20	1.67	2.24	7,437	0.40	20221103	UTILITY-ELECTRIC POWER
Edison Intl	10	EIX	56.85	4.93	1.63	0.32	1	1.60	1.52	3	1.02	1.17	-0.06	1.67	1.82	21,684	0.18	20221101	UTILITY-ELECTRIC POWER
Air Transpt Svc	3	ATSG	27.56	0.00	1.63	0.26	1	0.35	1.56	3	1.02	1.17	-0.07	0.42	1.82	2,050	2.30	20221103	TRANSPORT-AIR FREIGHT
Verisk Analytic	3	VRSK	173.82	0.71	1.63	0.39	1	1.60	1.52	3	1.02	1.14	-0.16	1.67	1.82	27,283	0.18	20221101	BUSINESS INFORMATION SERVICES
Lattice Semicon	8	LSCC	51.53	0.00	1.61	0.28	1	1.60	2.04	3	0.60	1.13	-0.52	1.67	2.10	7,076	0.37	20221031	ELEC-SEMICONDUCTORS
Saia Inc	3	SAIA	198.18	0.00	1.61	0.32	1	1.60	1.52	3	0.60	1.07	-0.37	1.67	1.82	5,234	0.32	20221031	TRANSPORTATION-TRUCK
Mplx Lp	1	MPLX	33.12	8.51	1.61	0.37	1	1.46	1.52	3	0.60	1.05	-0.31	1.53	1.82	33,528	0.41	20221101	OIL & GAS-PROD/PIPELINE
South Jersey In	10	SJI	34.83	3.56	1.61	0.40	1	1.46	1.52	3	0.60	1.01	-0.42	1.53	1.82	4,263	0.89	20221102	UTILITY-GAS DISTRIBUTION
Progyny Inc	6	PGNY	40.00	0.00	1.61	0.51	1	-0.21	2.08	2	0.60	0.93	0.54	-0.14	2.24	3,683	1.15	20221103	MEDICAL SERVICES
Tusimple Hldgs	3	TSP	6.21	0.00	1.61	0.32	1	1.32	2.04	3	0.60	0.93	-1.01	1.39	2.24	1,387	2.17	20221101	TECHNOLOGY SERVICES
Energy Recovery	3	ERII	24.44	0.00	1.61	0.32	1	1.46	2.08	3	0.60	0.85	-1.39	1.53	2.24	1,368	1.93	20221102	POLLUTION CONTROL EQ & SVS
Commscope Hldg	8	COMM	13.10	0.00	1.61	0.50	1	-0.21	2.04	2	0.60	0.85	0.29	-0.14	2.24	2,727	0.71	20221103	COMM INFRASTRUCTURE
Nevro Corp	6	NVRO	41.12	0.00	1.61	0.79	1	-0.35	2.00	2	0.60	0.81	0.46	-0.28	2.10	1,455	0.90	20221102	MEDICAL INSTRUMENTS
Insperity Inc	3	NSP	109.11	1.91	1.61	0.32	1	-0.49	2.00	2	0.60	0.81	0.30	-0.42	2.10	4,149	1.12	20221031	STAFFING
Cboe Global Mkt	7	CBOE	124.41	1.61	1.61	0.39	1	1.46	2.00	2	0.60	0.79	0.08	1.53	2.24	13,195	0.32	20221104	SECURITIES EXCHANGES
Wayfair Inc	4	W	34.52	0.00	1.61	0.55	1	1.32	2.04	2	0.60	0.78	0.35	1.39	2.10	3,666	0.17	20221103	ELECTRONIC COMMERCE
Belden Inc	8	BDC	68.01	0.29	1.61	0.50	1	-0.21	2.04	2	0.60	0.75	0.13	-0.14	2.10	2,960	1.66	20221102	WIRE & CABLE PRODUCTS



Date: 10-26-2022

Cross Sector Analysis - Stocks are ranked from most to least attractive **INDEPENDENT OF SECTOR GROUPING**

SECTOR CODES: 1-Energy, 2-Materials, 3-Industrials, 4-Consumer Discretionary, 5-Consumer Staples, 6-Healthcare

SECTOR CODES: 7-Financials, 8-Information Technology, 9-Communication Services, 10-Utilities, 11-Real Estate

COMPANY	SECTOR	TICKER	PRICE	YIELD	XSEC IPSCORE	Behavioral Preference Factor	ABSOLUTE-SCALE METRICS			RELATIVE-SCALE METRICS					MKT CAP \$millions	DAYS2TR	EPS REPORT DATE	INDUSTRY GROUP	
							ABS DCOORD	TECH OUTLK	FUNDA OUTLK	REL DCOORD	rPScore	VTCAVG	VSCORE	TSCORE					CSCORE
Ppl Corp	10	PPL	25.96	3.47	1.61	1.13	1	1.60	2.00	3	0.60	0.73	-0.24	1.67	2.24	19,111	0.17	20221104	UTILITY-ELECTRIC POWER
Amn Hlthcr Svcs	6	AMN	120.04	0.00	1.61	0.51	1	-0.63	2.04	2	0.60	0.70	0.40	-0.56	2.10	5,194	0.36	20221103	MEDICAL SERVICES
Neurocrine Bios	6	NBIX	112.59	0.00	1.61	0.79	1	-0.21	1.60	2	0.60	0.70	0.29	-0.14	1.82	10,768	0.26	20221101	MEDICAL-DRUGS
Wesco Intl Inc	3	WCC	133.41	0.00	1.61	0.12	1	-0.21	1.60	2	0.60	0.63	0.06	-0.14	1.82	6,766	0.49	20221103	ELECTRONIC PARTS DISTRIB
W&T Offshore	1	WTI	7.86	0.00	1.61	0.37	1	-0.21	1.52	2	0.60	0.62	0.04	-0.14	1.82	1,125	0.96	20221101	OIL & GAS-U S EXPLO & PROD
Sonoco Products	2	SON	62.99	3.11	1.61	0.47	1	-0.21	1.56	2	0.60	0.62	0.03	-0.14	1.82	6,142	0.75	20221031	CONTAINERS-PAPER/PLASTIC
Howard Hughs Cp	11	HHC	60.08	0.00	1.61	0.59	1	-0.35	1.56	2	0.60	0.61	0.14	-0.28	1.82	2,999	1.57	20221102	REAL ESTATE DEVELOPMENT
Mgic Invstmt Cp	7	MTG	13.16	3.04	1.61	0.39	1	-0.07	1.56	3	0.60	0.57	-0.50	0.00	2.03	3,993	0.50	20221102	INSURANCE-MULTI LINE
Extra Space Stg	11	EXR	173.37	3.46	1.61	0.93	1	-0.07	1.56	3	0.60	0.55	-0.31	0.00	1.82	23,216	0.18	20221101	REIT-EQTY TRUST - OTHER
Bill.Com Holdng	8	BILL	133.80	0.00	1.61	0.28	1	-0.07	1.63	3	0.60	0.54	-0.36	0.00	1.82	14,028	0.10	20221103	INTERNET SOFTWARE
Public Storage	11	PSA	300.11	2.67	1.61	0.93	1	1.60	1.56	3	0.60	0.50	-0.49	1.67	1.82	52,658	0.10	20221101	REIT-EQTY TRUST - OTHER
Intellia Therap	6	NTLA	51.22	0.00	1.61	0.28	1	-0.07	1.52	3	0.60	0.28	-1.16	0.00	1.82	3,893	0.50	20221103	MEDICAL-BIOMED/GENETICS
Globalstar Inc	9	GSAT	1.81	0.00	1.61	0.31	1	1.04	1.60	3	0.60	-0.51	-4.74	1.11	1.82	3,260	2.97	20221103	SATELLITE COMMUNICATION
Acadia Pharma	6	ACAD	15.72	0.00	1.55	-0.94	1	-0.07	1.63	1	-0.83	1.54	0.85	0.00	2.03	2,544	1.05	20221102	MEDICAL-BIOMED/GENETICS
Tg Therapeutics	6	TGTX	5.38	0.00	1.55	-0.94	1	1.60	2.08	1	-0.83	1.51	0.67	1.67	2.10	782	2.05	20221103	MEDICAL PRODUCTS
Nrg Energy Inc	10	NRG	43.64	3.21	1.55	-1.09	1	1.04	2.08	1	-0.83	1.44	0.85	1.11	2.24	10,262	0.26	20221103	UTILITY-ELECTRIC POWER
Qualcomm Inc	8	QCOM	119.17	2.52	1.55	-1.04	1	1.60	2.00	1	-0.83	1.42	0.39	1.67	2.10	133,828	0.03	20221102	WIRELESS EQUIPMENT
Skyworks Solutn	8	SWKS	86.68	2.86	1.55	-1.04	1	1.60	1.52	1	-0.83	1.37	0.57	1.67	1.82	13,907	0.13	20221103	SEMI-RADIO FREQ
Live Nation Ent	9	LYV	81.71	0.00	1.55	-1.19	1	1.60	2.04	1	-0.83	1.35	0.19	1.67	2.10	18,791	0.22	20221103	LEISURE & RECREATION SVCS
Installed Build	4	IBP	86.03	1.46	1.55	-1.14	1	1.60	1.60	1	-0.83	1.30	0.34	1.67	1.82	2,473	1.88	20221103	BLDG & CONST PROD-MISC
Topbuild Corp	4	BLD	167.89	0.00	1.55	-1.01	1	1.32	2.00	1	-0.83	1.29	0.26	1.39	2.10	5,436	0.61	20221101	BLDG & CONST PROD-MISC
Fed Rlty Inv	11	FRT	96.65	4.47	1.55	-1.09	1	-0.07	1.56	1	-0.83	1.28	0.03	0.00	2.03	7,820	0.35	20221103	REIT-EQTY TRUST - RETAIL
Rapid7 Inc	8	RPD	45.03	0.00	1.55	-1.04	1	1.32	2.00	1	-0.83	1.25	0.16	1.39	2.10	2,624	0.82	20221102	INTERNET SOFTWARE
Super Micro Com	8	SMCI	67.04	0.00	1.55	-1.04	1	1.46	1.63	1	-0.83	1.25	0.09	1.53	2.03	3,509	0.69	20221101	COMPUTER-STORAGE DEVICES
Cvs Health Corp	6	CVS	92.22	2.39	1.55	-1.05	1	1.60	1.56	1	-0.83	1.19	0.00	1.67	1.82	121,069	0.04	20221102	RETAIL-DRUG STORES
Vontier Corp	8	VNT	19.11	0.52	1.52	-1.33	1	-0.07	2.00	1	-1.50	0.98	0.53	0.00	2.24	3,018	0.88	20221103	TECHNOLOGY SERVICES
Maxar Tech Inc	3	MAXR	21.31	0.19	1.52	-1.52	1	-0.07	1.63	1	-1.50	0.73	0.24	0.00	1.82	1,581	2.34	20221103	SATELLITE COMMUNICATION
Summit Materls	2	SUM	26.05	0.00	1.52	-1.08	1	-0.07	1.60	1	-1.50	0.69	0.12	0.00	1.82	3,082	1.10	20221102	BLDG-CEMENT/CONCRT/AG
Block H & R	4	HRB	41.15	2.82	1.41	1.24	2	-0.49	1.63	4	1.19	0.49	-0.11	-0.42	1.82	6,528	0.34	20221101	CONS SERVICES - MISC
Consol Energy	1	CEIX	63.11	0.00	1.41	1.51	2	-0.49	1.60	4	1.19	0.48	-0.36	-0.42	2.03	2,201	0.67	20221101	COAL
Materion Corp	2	MTRN	82.93	0.60	1.41	0.80	2	-0.21	1.56	4	1.19	0.38	-0.42	-0.14	1.82	1,701	2.34	20221102	MINING-MISC
Agios Pharmact	6	AGIO	26.96	0.00	1.41	1.15	2	-0.49	1.52	4	1.19	0.38	-0.45	-0.42	1.82	1,478	1.64	20221103	MEDICAL PRODUCTS
Bluebird Bio	6	BLUE	6.17	0.00	1.39	0.46	2	-0.91	1.63	2	0.60	0.71	1.01	-0.84	1.82	476	0.86	20221104	MEDICAL-BIOMED/GENETICS
Evolent Health	6	EVH	31.35	0.00	1.39	0.74	2	-0.49	1.63	2	0.60	0.56	0.14	-0.42	1.82	2,871	0.77	20221102	INTERNET SOFTWARE
Epam Systems	8	EPAM	348.13	0.00	1.39	0.73	2	-1.18	1.60	2	0.60	0.51	0.14	-1.11	2.03	19,971	0.19	20221103	IT SERVICES
Icf Intl Inc	3	ICFI	117.48	0.48	1.19	0.66	3	-0.21	1.11	4	1.19	0.57	-0.06	-0.14	1.75	2,211	1.66	20221103	GOVERNMENT SERVICES
Dcp Midstream	1	DCP	39.00	4.41	1.19	0.76	3	-0.21	1.11	4	1.19	0.53	-0.17	-0.14	1.75	8,127	0.95	20221101	OIL & GAS-PROD/PIPELINE



Date: 10-26-2022

Cross Sector Analysis - Stocks are ranked from most to least attractive **INDEPENDENT OF SECTOR GROUPING**

SECTOR CODES: 1-Energy, 2-Materials, 3-Industrials, 4-Consumer Discretionary, 5-Consumer Staples, 6-Healthcare

SECTOR CODES: 7-Financials, 8-Information Technology, 9-Communication Services, 10-Utilities, 11-Real Estate

COMPANY	SECTOR	TICKER	PRICE	YIELD	XSEC IPSCORE	Behavioral Preference Factor	ABSOLUTE-SCALE METRICS			RELATIVE-SCALE METRICS					MKT CAP \$millions	DAYS2TR	EPS REPORT DATE	INDUSTRY GROUP	
							ABS DCOORD	TECH OUTLK	FUNDA OUTLK	REL DCOORD	rPSCORE	VTCAVG	VSCORE	TSCORE					CSCORE
Phillips 66	1	PSX	100.22	3.87	1.19	0.76	3	-0.21	1.19	4	1.19	0.51	-0.24	-0.14	1.75	48,211	0.07	20221101	OIL REFINING & MARKETING
Plains All Amer	1	PAA	11.86	7.34	1.19	0.54	3	-0.21	1.15	4	1.19	0.47	-0.05	-0.14	1.47	8,362	0.39	20221102	OIL/GAS PROD PIPELINE MLP
Embraer Air-Adr	3	ERJ	9.93	0.00	1.19	0.92	3	-0.35	1.19	4	1.19	0.46	-0.25	-0.28	1.75	1,824	1.97	20221104	AEROSPACE/DEFENSE
Plains Gp Hldgs	1	PAGP	12.31	7.07	1.19	0.54	3	-0.21	1.15	4	1.19	0.44	-0.15	-0.14	1.47	2,392	0.86	20221101	OIL & GAS-PROD/PIPELINE
Now Inc	3	DNOW	11.70	0.00	1.19	0.46	3	-0.21	1.15	4	1.19	0.43	-0.15	-0.14	1.47	1,295	2.93	20221102	OIL FIELD MACH & EQUIP
Invesco Mortgag	7	IVR	11.25	23.11	1.19	1.52	3	-0.35	1.15	4	1.19	0.41	-0.10	-0.28	1.47	372	1.59	20221102	REIT-MORTGAGE TRUST
Allegheny Tech	2	ATI	30.08	0.00	1.19	0.75	3	-0.21	1.19	4	1.19	0.40	-0.25	-0.14	1.47	3,907	0.95	20221102	STEEL-SPECIALTY ALLOYS
Arcosa Inc	3	ACA	61.90	0.32	1.19	0.46	3	-0.21	1.19	4	1.19	0.40	-0.26	-0.14	1.47	2,993	1.73	20221102	BLDG & CONST PROD-MISC
Atlas Air World	3	AAWW	100.55	0.00	1.19	0.46	3	-0.21	1.11	4	1.19	0.39	-0.29	-0.14	1.47	2,848	0.55	20221103	TRANSPORT-AIR FREIGHT
Enlink Mids Llc	1	ENLC	11.40	3.95	1.19	0.76	3	-0.21	1.19	4	1.19	0.39	-0.29	-0.14	1.47	5,518	0.86	20221101	OIL REFINING & MARKETING
Aes Corp	10	AES	25.19	2.51	1.19	1.56	3	-0.21	1.08	4	1.19	0.35	-0.41	-0.14	1.47	16,825	0.20	20221103	UTILITY-ELECTRIC POWER
Teekay Tankers	1	TNK	32.59	0.00	1.19	2.42	3	-0.21	0.74	4	1.19	0.34	-0.67	-0.14	1.68	1,100	1.30	20221103	TRANSPORTATION-SHIP
Parsons Corp	3	PSN	44.24	0.00	1.19	0.66	3	-0.21	1.11	4	1.19	0.33	-0.47	-0.14	1.47	4,582	1.83	20221102	TECHNOLOGY SERVICES
Civitas Resrcs	1	CIVI	67.67	2.73	1.19	0.54	3	-0.21	1.11	4	1.19	0.33	-0.48	-0.14	1.47	5,754	0.49	20221031	OIL & GAS-U S EXPLO & PROD
Radian Grp Inc	7	RDN	20.30	3.94	1.19	1.52	3	-0.07	1.15	4	1.19	0.32	-0.38	0.00	1.47	3,281	0.77	20221102	INSURANCE-MULTI LINE
Gartner Inc -A	8	IT	298.93	0.00	1.19	0.80	3	-0.21	0.70	4	1.19	0.27	-0.20	-0.14	1.05	23,644	0.20	20221101	CONSULTING
Owl Rock Capitl	7	ORCC	11.45	10.83	1.19	1.52	3	-0.35	1.15	4	1.19	0.22	-0.67	-0.28	1.47	4,509	0.85	20221102	FINANCE-MISC SERVICES
Scorpio Tankers	3	STNG	48.52	0.82	1.19	0.66	3	-0.21	0.74	4	1.19	0.20	-0.80	-0.14	1.40	2,832	0.40	20221101	TRANSPORTATION-SHIP
Chesapeake Util	10	CPK	122.51	1.75	1.19	1.56	3	-0.35	1.08	4	1.19	0.20	-0.76	-0.28	1.47	2,173	2.86	20221102	UTILITY-GAS DISTRIBUTION
Marathon Petrol	1	MPC	111.44	2.08	1.19	2.42	3	-0.21	0.74	4	1.19	0.16	-0.53	-0.14	1.05	55,567	0.07	20221101	OIL REFINING & MARKETING
Corteva Inc	2	CTVA	64.96	0.92	1.19	1.01	3	-0.21	0.67	4	1.19	0.11	-0.70	-0.14	1.05	47,012	0.13	20221103	AGRICULTURAL OPERATIONS
Playa Htls&Rprt	4	PLYA	5.85	0.00	1.17	0.00	3	1.60	1.19	3	0.60	1.07	0.00	1.67	1.47	971	2.94	20221103	HOTELS & MOTELS
Tellurian Inc	1	TELL	2.61	0.00	1.17	0.23	3	1.60	1.19	3	0.60	1.06	-0.33	1.67	1.75	1,484	0.81	20221102	OIL REFINING & MARKETING
Liberty Media-C	9	FWONK	59.01	0.00	1.17	0.20	3	1.60	1.19	3	0.60	1.05	-0.06	1.67	1.47	13,742	0.43	20221104	MEDIA CONGLOMERATES
Digitalbridg Gp	11	DBRG	13.22	0.30	1.17	0.00	3	1.32	1.19	3	0.60	1.04	-0.11	1.39	1.75	2,169	1.05	20221104	REIT-MORTGAGE TRUST
One Gas Inc	10	OGS	73.71	3.36	1.17	0.00	3	1.60	1.08	3	0.60	1.04	-0.09	1.67	1.47	3,990	1.10	20221031	UTILITY-GAS DISTRIBUTION
Brookfld Renwbl	10	BEP	29.04	4.41	1.17	0.25	3	1.60	1.15	3	0.60	1.03	-0.42	1.67	1.75	7,994	2.31	20221104	UTILITY-ELECTRIC POWER
Sandstorm Gold	2	SAND	4.97	1.16	1.17	0.00	3	1.32	1.19	3	0.60	0.98	0.00	1.39	1.47	1,482	1.39	20221102	MINING-GOLD
Brigham Mnrls	1	MNRL	30.62	2.09	1.17	0.00	3	1.46	1.19	3	0.60	0.96	-0.52	1.53	1.75	1,853	2.22	20221103	MINING-MISC
Allscripts Hlth	6	MDRX	14.63	0.00	1.17	0.00	3	1.32	1.15	3	0.60	0.95	-0.08	1.39	1.47	1,621	1.42	20221103	MEDICAL INFORMATION SYSTEMS
Colliers Int Gp	11	CIGI	98.32	0.31	1.17	0.00	3	-0.07	1.19	3	0.60	0.95	-0.08	0.00	1.47	4,126	2.15	20221101	REAL ESTATE OPERATIONS
Mgp Ingredients	5	MGPI	108.43	0.44	1.17	0.18	3	1.46	1.15	3	0.60	0.94	-0.27	1.53	1.47	2,385	1.10	20221103	FOOD-MISC/DIVERSIFIED
Evergy Inc	10	EVRG	59.46	3.85	1.17	0.25	3	1.60	1.08	3	0.60	0.94	-0.41	1.67	1.47	13,647	0.31	20221104	OIL & GAS-PROD/PIPELINE
Idacorp Inc	10	IDA	100.00	3.00	1.17	0.25	3	1.60	1.08	3	0.60	0.93	-0.43	1.67	1.47	5,056	1.34	20221103	UTILITY-ELECTRIC POWER
Albemarle Corp	2	ALB	281.43	0.56	1.17	0.00	3	1.46	1.19	3	0.60	0.92	-0.62	1.53	1.75	32,964	0.06	20221102	CHEMICALS-DIVERSIFIED
Triton Intl Ltd	3	TRTN	58.60	4.44	1.17	0.00	3	0.07	1.15	3	0.60	0.91	-0.22	0.14	1.47	3,634	0.78	20221101	TRANSPORTATION-EQP & LSNG
Skillz Inc	9	SKLZ	1.09	0.00	1.17	0.00	3	1.32	1.15	3	0.60	0.90	-0.25	1.39	1.47	457	2.69	20221102	GAMING

Date: 10-26-2022

Cross Sector Analysis - Stocks are ranked from most to least attractive **INDEPENDENT OF SECTOR GROUPING**

SECTOR CODES: 1-Energy, 2-Materials, 3-Industrials, 4-Consumer Discretionary, 5-Consumer Staples, 6-Healthcare

SECTOR CODES: 7-Financials, 8-Information Technology, 9-Communication Services, 10-Utilities, 11-Real Estate

COMPANY	SECTOR	TICKER	PRICE	YIELD	XSEC IPSCORE	Behavioral Preference Factor	ABSOLUTE-SCALE METRICS			RELATIVE-SCALE METRICS					MKT CAP \$millions	DAYS2TR	EPS REPORT DATE	INDUSTRY GROUP	
							ABS DCOORD	TECH OUTLK	FUNDA OUTLK	REL DCOORD	rPSCORE	VTCAVG	VSCORE	TSCORE					CSCORE
Ameren Corp	10	AEE	79.52	2.97	1.17	0.25	3	1.60	1.08	3	0.60	0.87	-0.61	1.67	1.47	20,546	0.20	20221103	UTILITY-ELECTRIC POWER
Avalonbay Cmnty	11	AVB	178.80	3.56	1.17	0.20	3	1.32	1.11	3	0.60	0.86	-0.36	1.39	1.47	25,002	0.19	20221103	REIT-EQTY TRUST - RESID
Natwest Group	7	NWG	5.59	3.06	1.17	0.00	3	1.60	1.19	3	0.60	0.83	-0.74	1.67	1.47	27,049	1.91	20221104	BANKS-FOREIGN
Livent Corp	2	LTHM	31.30	0.00	1.17	0.00	3	1.46	1.19	3	0.60	0.77	-0.78	1.53	1.47	5,611	0.27	20221101	CHEMICALS-SPECIALTY
Sarepta Therap	6	SRPT	112.10	0.00	1.17	0.69	3	-0.21	1.15	2	0.60	0.76	0.56	-0.14	1.75	9,816	0.22	20221102	MEDICAL-BIOMED/GENETICS
Herbalife Ltd	5	HLF	22.20	0.00	1.17	0.42	3	-0.35	1.15	2	0.60	0.75	0.66	-0.28	1.75	2,395	1.19	20221031	RETAIL-DRUG STORES
Brookfld Renw-A	1	BEPC	30.86	4.15	1.17	0.00	3	1.60	1.19	3	0.60	0.70	-0.01	1.67	1.96	5,315	0.91	20221104	OTHER ALT ENERGY
O-I Glass Inc	2	OI	16.89	0.00	1.17	0.37	3	-0.21	1.11	2	0.60	0.65	0.22	-0.14	1.75	2,630	1.10	20221101	GLASS PRODUCTS
Immunovant Inc	6	IMVT	10.28	0.00	1.17	0.40	3	-0.21	1.15	2	0.60	0.64	0.49	-0.14	1.47	1,198	1.08	20221104	MEDICAL-BIOMED/GENETICS
American Hm 4 R	11	AMH	32.79	2.20	1.17	0.20	3	1.32	1.08	3	0.60	0.62	-1.11	1.39	1.47	11,423	0.35	20221103	REIT-EQTY TRUST - RESID
Omega Hlthcare	11	OHI	31.28	8.57	1.17	0.20	3	1.46	1.11	3	0.60	0.61	-0.87	1.53	1.47	7,323	0.37	20221102	REIT-EQTY TRUST - OTHER
World Wrestling	9	WWE	77.90	0.62	1.17	0.78	3	-0.21	1.15	2	0.60	0.60	0.38	-0.14	1.47	5,795	0.37	20221103	MOVIE/TV PRODUCTION/DISTRIB
Mercadolibre In	8	MELI	862.97	0.00	1.17	0.40	3	-0.35	1.11	2	0.60	0.60	0.51	-0.28	1.47	43,440	0.04	20221103	ELECTRONIC COMMERCE
Life Storage	11	LSI	106.18	4.07	1.17	0.20	3	1.32	0.70	3	0.60	0.60	-0.72	1.39	1.05	8,960	0.38	20221102	REIT-EQTY TRUST - OTHER
Coterra Energy	1	CTRA	30.15	1.99	1.17	0.00	3	-0.21	1.11	2	0.60	0.58	0.31	-0.14	1.47	23,987	0.13	20221103	OIL & GAS-U S EXPLO & PROD
Fastly Inc	8	FSLY	8.77	0.00	1.17	0.40	3	1.32	1.11	2	0.60	0.58	0.45	1.39	1.47	1,070	1.01	20221102	INTERNET SOFTWARE
Paypal Holdings	8	PYPL	89.24	0.00	1.17	0.40	3	-0.35	1.15	2	0.60	0.57	0.42	-0.28	1.47	103,204	0.02	20221103	INTERNET SOFTWARE
Spx Corp	3	SPXC	63.12	0.00	1.17	0.00	3	-0.21	1.11	2	0.60	0.56	0.24	-0.14	1.47	2,854	2.29	20221103	TECHNOLOGY SERVICES
Rambus Inc	8	RMBS	29.23	0.00	1.17	0.17	3	1.46	1.15	3	0.60	0.54	-1.51	1.53	1.47	3,231	1.18	20221031	ELEC-SEMICONDUCTORS
Cheniere Energy	1	LNG	169.28	0.78	1.17	0.23	3	-0.21	1.19	2	0.60	0.53	0.14	-0.14	1.47	42,283	0.05	20221103	OIL & GAS-U S EXPLO & PROD
Esperion Therap	6	ESPR	7.93	0.00	1.17	0.69	3	-0.21	1.15	2	0.60	0.50	0.04	-0.14	1.47	528	2.76	20221101	MEDICAL-DRUGS
Regency Ctrs Cp	11	REG	58.14	4.30	1.17	0.80	3	-0.07	1.08	3	0.60	0.50	-0.42	0.00	1.75	10,021	0.37	20221103	REIT-EQTY TRUST - RETAIL
Adt Inc	4	ADT	8.45	1.66	1.17	0.75	3	-0.21	1.15	2	0.60	0.49	0.03	-0.14	1.47	7,702	0.46	20221103	PROTECTION-SFTY EQ & SVC
Store Capital	11	STOR	31.80	5.16	1.17	0.20	3	1.04	0.67	3	0.60	0.49	-0.77	1.11	1.05	8,989	0.12	20221103	REIT-EQTY TRUST - RETAIL
Aerie Pharmact	6	AERI	15.19	0.00	1.17	0.69	3	-0.21	1.19	2	0.60	0.49	0.01	-0.14	1.47	750	1.95	20221103	MEDICAL-DRUGS
Harmonic Inc	8	HLIT	15.49	0.00	1.17	0.68	3	-0.21	1.19	2	0.60	0.48	0.00	-0.14	1.47	1,619	0.74	20221031	COMMUNICATIONS COMPONENTS
Hannon Armstrng	7	HASI	24.18	6.20	1.17	0.24	3	-0.07	1.08	3	0.60	0.48	-0.16	0.00	1.47	2,102	0.94	20221103	REIT-MORTGAGE TRUST
Williams Cos	1	WMB	31.85	5.34	1.17	0.23	3	-1.32	1.19	3	0.60	0.43	-0.61	-1.25	1.75	38,810	0.11	20221031	OIL & GAS-PROD/PIPELINE
Oge Energy Corp	10	OGE	35.96	4.61	1.17	0.58	3	1.60	1.08	3	0.60	0.39	-0.42	1.67	1.47	7,199	0.53	20221103	UTILITY-ELECTRIC POWER
Natl Retail Ppt	11	NNN	41.30	5.33	1.17	0.80	3	-0.07	1.11	3	0.60	0.34	-0.59	0.00	1.47	7,315	0.51	20221101	REIT-EQTY TRUST - RETAIL
Main Street Cap	7	MAIN	36.36	7.26	1.17	0.24	3	1.60	1.11	3	0.60	0.21	-1.00	1.67	1.47	2,654	1.65	20221103	FINANCE-SBIC & COMMRC
Kymera Therptcs	6	KYMR	25.46	0.00	1.17	0.18	3	-1.32	1.11	3	0.60	0.15	-1.19	-1.25	1.47	1,393	1.60	20221103	MEDICAL-BIOMED/GENETICS
Rhythm Pharmctl	6	RYTM	24.32	0.00	1.17	0.18	3	1.46	0.70	3	0.60	-0.70	-5.29	1.53	1.40	1,355	1.31	20221101	MEDICAL-BIOMED/GENETICS
Fisker Inc	4	FSR	7.85	0.00	1.15	0.12	3	1.32	1.19	3	0.09	-2.16	-10.10	1.39	1.75	2,345	0.62	20221102	AUTO MFRS-DOMESTIC
Expedia Inc	4	EXPE	98.71	0.00	1.11	-1.25	3	1.32	1.15	1	-0.83	1.20	0.40	1.39	1.75	15,553	0.11	20221103	ELECTRONIC COMMERCE
Silicon Motion	8	SIMO	53.20	3.74	1.11	-1.14	3	1.32	1.19	1	-0.83	1.20	0.69	1.39	1.47	1,758	1.19	20221101	ELEC-SEMICONDUCTORS
Uniti Group Inc	11	UNIT	7.66	7.83	1.11	-1.21	3	1.32	1.11	1	-0.83	1.20	0.37	1.39	1.75	1,817	1.55	20221103	REIT-EQTY TRUST - OTHER

Date: 10-26-2022

Cross Sector Analysis - Stocks are ranked from most to least attractive **INDEPENDENT OF SECTOR GROUPING**

SECTOR CODES: 1-Energy, 2-Materials, 3-Industrials, 4-Consumer Discretionary, 5-Consumer Staples, 6-Healthcare

SECTOR CODES: 7-Financials, 8-Information Technology, 9-Communication Services, 10-Utilities, 11-Real Estate

COMPANY	SECTOR	TICKER	PRICE	YIELD	XSEC IPSCORE	Behavioral Preference Factor	ABSOLUTE-SCALE METRICS			RELATIVE-SCALE METRICS					MKT CAP \$millions	DAYS2TR	EPS REPORT DATE	INDUSTRY GROUP	
							ABS DCOORD	TECH OUTLK	FUNDA OUTLK	REL DCOORD	rPSCORE	VTCAVG	VSCORE	TSCORE					CSCORE
Exelixis Inc	6	EXEL	16.67	0.00	1.11	-1.16	3	1.60	1.11	1	-0.83	1.20	0.40	1.67	1.47	5,365	0.51	20221101	MEDICAL-BIOMED/GENETICS
Springworks Thr	6	SWTX	25.13	0.00	1.11	-1.04	3	1.60	1.15	1	-0.83	1.18	0.04	1.67	1.75	1,568	1.41	20221103	MEDICAL-BIOMED/GENETICS
Cheniere Energy	1	CQP	56.99	5.44	1.08	-1.68	3	1.04	1.15	1	-1.50	1.12	0.40	1.11	1.75	27,585	1.65	20221103	OIL & GAS-PROD/PIPELINE
Verra Mobility	8	VRRM	16.74	0.00	1.08	-1.26	3	1.46	1.11	1	-1.50	1.07	0.16	1.53	1.47	2,564	1.15	20221102	PROTECTION-SFTY EQ & SVC
Huron Conslt Gp	3	HURN	73.02	0.00	1.08	-1.44	3	1.46	1.11	1	-1.50	1.03	0.04	1.53	1.47	1,518	2.67	20221101	CONSULTING
Cirrus Logic	8	CRUS	68.34	0.00	1.08	-1.43	3	1.32	1.11	1	-1.50	1.03	0.18	1.39	1.47	3,823	0.73	20221101	ELEC-SEMICONDUCTORS
Mckesson Corp	6	MCK	382.43	0.56	1.08	-1.28	3	-0.21	1.11	1	-1.50	1.03	0.02	-0.14	1.47	54,967	0.08	20221101	MEDICAL/DENTAL-SUPPLIES
Funko Inc-A	4	FNKO	22.36	0.00	1.08	-1.56	3	1.18	0.63	1	-1.50	0.94	0.23	1.25	1.05	1,121	2.46	20221103	CONSUMER PROD-MISC DISCRECTN
Veracyte Inc	6	VCYT	17.63	0.00	1.08	-1.45	3	-0.07	1.08	1	-1.50	0.78	0.79	0.00	1.47	1,262	1.50	20221102	MEDICAL INSTRUMENTS
Ngm Biopharmact	6	NGM	4.71	0.00	1.08	-1.28	3	-0.07	1.19	1	-1.50	0.78	0.24	0.00	1.96	379	2.82	20221103	MEDICAL-BIOMED/GENETICS
Immunic Inc	6	IMUX	1.70	0.00	1.08	-1.45	3	-0.07	1.19	1	-1.50	0.77	0.44	0.00	1.75	52	1.53	20221103	MEDICAL-BIOMED/GENETICS
Dine Brands Glb	4	DIN	68.72	2.97	1.08	-1.56	3	-1.32	1.11	1	-1.50	0.65	0.38	-1.25	1.47	1,078	1.89	20221102	RETAIL-FOOD & RESTAURANTS
Peloton Interac	4	PTON	7.48	0.00	1.08	-1.56	3	-0.07	1.11	1	-1.50	0.65	0.36	0.00	1.47	2,531	0.20	20221103	LEISURE & RECREATION PROD
Icon Plc	6	ICLR	196.73	0.00	1.08	-1.28	3	-0.07	1.08	1	-1.50	0.64	0.34	0.00	1.47	16,012	0.19	20221102	MEDICAL SERVICES
Sabre Corp	8	SABR	5.60	0.00	1.08	-1.43	3	-0.07	1.19	1	-1.50	0.59	0.18	0.00	1.47	1,838	0.80	20221102	INTERNET SOFTWARE/SVCS
Fox Factory Hld	4	FOXF	81.92	0.00	1.08	-1.56	3	-0.07	1.11	1	-1.50	0.56	0.09	0.00	1.47	3,462	1.39	20221103	AUTO MFRS-DOMESTIC
Arista Networks	8	ANET	112.63	0.00	0.97	1.03	4	-0.77	2.04	4	1.19	0.44	-0.28	-0.70	2.10	34,271	0.10	20221031	COMMUNICATIONS COMPONENTS
Staar Surgical	6	STAA	71.57	0.00	0.97	1.05	4	-0.77	2.08	4	1.19	0.42	-0.33	-0.70	2.10	3,438	0.91	20221102	MEDICAL/DENTAL-SUPPLIES
Axcelis Tech	8	ACLS	57.87	0.00	0.95	0.12	4	1.60	1.52	3	0.60	0.96	-0.02	1.67	1.82	1,912	1.02	20221102	ELECTRONICS-MANUFACTURING MACH
Sempra Energy	10	SRE	146.22	3.13	0.95	0.91	4	-0.77	1.52	3	0.60	0.76	-0.67	-0.70	1.82	45,958	0.12	20221103	UTILITY-GAS DISTRIBUTION
Cemig Sa -Adr	10	CIG	2.13	1.65	0.95	0.50	4	0.49	1.52	3	0.60	0.70	-0.42	0.56	1.82	4,689	0.92	20221103	UTILITY-ELECTRIC POWER
Intercept Pharm	6	ICPT	14.00	0.00	0.95	0.64	4	0.91	1.63	2	0.60	0.68	0.78	0.98	1.82	417	1.77	20221101	MEDICAL-BIOMED/GENETICS
Ch Robinson Wwd	3	CHRW	94.80	2.32	0.89	-1.37	4	0.91	1.56	1	-0.83	1.17	0.63	0.98	1.82	11,744	0.20	20221102	TRANSPORTATION-SVCS
Axonics Modultn	6	AXNX	71.15	0.00	0.75	0.99	5	-0.49	1.15	4	1.19	0.47	-0.07	-0.42	1.75	3,352	0.66	20221031	MEDICAL INFORMATION SYSTEMS
Paycom Software	8	PAYC	337.16	0.00	0.75	0.98	5	-0.49	1.11	4	1.19	0.39	-0.03	-0.42	1.47	20,238	0.20	20221101	INTERNET SOFTWARE
Paylocity Hldg	8	PCTY	226.95	0.00	0.75	0.98	5	-0.49	1.19	4	1.19	0.30	-0.30	-0.42	1.47	12,635	0.20	20221103	INTERNET SOFTWARE
Adv Drainag Sys	3	WMS	124.98	0.38	0.75	1.12	5	-0.49	1.19	4	1.19	0.25	-0.45	-0.42	1.47	10,445	0.36	20221103	BLDG & CONST PROD-MISC
Stem Inc	3	STEM	13.08	0.00	0.75	1.12	5	-0.49	1.11	4	1.19	0.18	-0.67	-0.42	1.47	2,015	0.61	20221103	IT SERVICES
Lantheus Hldgs	6	LNTH	74.35	0.00	0.75	0.99	5	-0.49	0.70	4	1.19	0.03	-0.66	-0.42	1.05	5,111	0.19	20221103	MEDICAL PRODUCTS
Ormat Tech Inc	10	ORA	88.29	0.54	0.75	3.53	5	-0.49	0.67	4	1.19	-0.39	-1.96	-0.42	1.05	4,938	0.78	20221102	OTHER ALT ENERGY
Otter Tail Corp	10	OTTR	66.53	2.48	0.73	0.43	5	1.18	1.19	3	0.60	0.91	-0.37	1.25	1.75	2,770	2.45	20221031	UTILITY-ELECTRIC POWER
Alliance Res	1	ARLP	23.56	6.79	0.73	-0.13	5	1.18	1.19	3	0.60	0.90	-0.11	1.25	1.47	N/A	2.58	20221031	COAL
Ameresco Inc-A	3	AMRC	61.73	0.00	0.73	0.08	5	1.18	1.08	3	0.60	0.88	-0.46	1.25	1.75	3,198	1.13	20221101	OTHER ALT ENERGY
Alignment Hlthc	6	ALHC	12.67	0.00	0.73	0.30	5	-0.49	1.19	2	0.60	0.85	1.13	-0.42	1.75	2,372	2.48	20221103	MEDICAL SERVICES
Qualys Inc	8	QLYS	139.07	0.00	0.73	0.07	5	1.18	1.15	3	0.60	0.83	-0.32	1.25	1.47	5,335	0.46	20221102	SECURITY
On Semicon Corp	8	ON	66.59	0.00	0.73	0.07	5	1.46	1.11	3	0.60	0.77	-0.50	1.53	1.47	28,849	0.06	20221031	SEMI-ANALOG & MIXED
Acadia Healthcr	6	ACHC	79.69	0.00	0.73	0.30	5	-0.21	1.11	2	0.60	0.57	0.56	-0.14	1.47	7,239	0.56	20221031	MEDICAL-HOSPITALS



Date: 10-26-2022

Cross Sector Analysis - Stocks are ranked from most to least attractive **INDEPENDENT OF SECTOR GROUPING**

SECTOR CODES: 1-Energy, 2-Materials, 3-Industrials, 4-Consumer Discretionary, 5-Consumer Staples, 6-Healthcare

SECTOR CODES: 7-Financials, 8-Information Technology, 9-Communication Services, 10-Utilities, 11-Real Estate

COMPANY	SECTOR	TICKER	PRICE	YIELD	XSEC IPSCORE	Behavioral Preference Factor	ABSOLUTE-SCALE METRICS			RELATIVE-SCALE METRICS					MKT CAP \$millions	DAYS2TR	EPS REPORT DATE	INDUSTRY GROUP	
							ABS DCOORD	TECH OUTLK	FUNDA OUTLK	REL DCOORD	rPSCORE	VTCAVG	VSCORE	TSCORE					CSCORE
Comstock Resour	1	CRK	17.62	0.00	0.73	0.77	5	1.18	1.19	2	0.60	0.41	0.06	1.25	1.47	4,108	0.39	20221101	OIL & GAS-U S EXPLO & PROD
Chesapeake Egy	1	CHK	98.89	2.22	0.73	2.72	5	-0.49	0.67	2	0.60	0.14	0.14	-0.42	0.63	11,951	0.13	20221101	OIL & GAS-U S EXPLO & PROD
Urban Edge Prop	11	UE	14.11	4.54	0.53	0.76	6	-0.35	0.18	4	1.19	0.25	-0.03	-0.28	0.98	1,657	1.93	20221103	REIT-EQTY TRUST - RETAIL
Rogers Corp	8	ROG	237.47	0.00	0.53	0.93	6	1.32	0.07	4	1.19	0.04	-0.21	1.39	0.56	4,467	0.65	20221101	ELEC-MISC COMPONENTS
A10 Networks	8	ATEN	16.46	1.22	0.53	0.93	6	-0.21	0.07	4	1.19	0.00	-0.48	-0.14	0.56	1,254	2.98	20221101	COMM NETWORK SOFTWARE
Quanta Services	3	PWR	142.35	0.20	0.53	0.48	6	-0.21	0.18	4	1.19	-0.02	-0.56	-0.14	0.56	20,359	0.21	20221103	ENGINEERING/R&D SVCS
Select Ins Grp	7	SIGI	93.13	1.20	0.53	0.35	6	-0.21	-0.26	4	1.19	-0.06	-0.59	-0.14	0.49	5,618	0.85	20221102	INSURANCE-PROP/CAS/TITLE
Huntington Ingl	3	HII	252.71	1.87	0.53	0.48	6	-0.21	-0.30	4	1.19	-0.06	-0.06	-0.14	0.00	10,095	0.29	20221103	AEROSPACE/DEFENSE
Addus Homecare	6	ADUS	108.28	0.00	0.53	0.94	6	-0.21	-0.34	4	1.19	-0.07	-0.09	-0.14	0.00	1,741	1.79	20221031	MEDICAL-OUTPNT/HM CARE
Apa Corp	1	APA	45.20	2.21	0.53	2.21	6	-0.21	-0.52	4	1.19	-0.10	-0.17	-0.14	0.00	14,759	0.06	20221102	OIL & GAS-U S EXPLO & PROD
Ubiquiti Inc	8	UI	337.13	0.71	0.53	0.93	6	-0.21	0.07	4	1.19	-0.10	-0.80	-0.14	0.56	20,372	1.59	20221104	WIRELESS EQUIPMENT
Arbor Rlty Trst	7	ABR	13.07	11.94	0.53	0.90	6	-0.35	-0.37	4	1.19	-0.10	-0.05	-0.28	0.00	2,226	0.76	20221104	REIT-MORTGAGE TRUST
Harmony Biosci	6	HRMY	51.69	0.00	0.53	0.94	6	-0.21	-0.49	4	1.19	-0.11	-0.20	-0.14	0.00	3,058	1.08	20221101	MEDICAL-BIOMED/GENETICS
Gfl Environmntl	3	GFL	26.69	0.18	0.53	0.74	6	-0.35	-0.52	4	1.19	-0.11	-0.06	-0.28	0.00	9,029	0.77	20221102	WASTE REMOVAL SVCS
Texas Pac Land	1	TPL	2066.92	0.58	0.53	1.69	6	-0.21	-0.04	4	1.19	-0.11	-0.85	-0.14	0.56	15,938	0.38	20221102	OTHER ALT ENERGY
Euronav Sa	3	EURN	18.22	0.12	0.53	0.48	6	-0.21	-0.04	4	1.19	-0.13	-0.91	-0.14	0.56	3,675	1.07	20221103	TRANSPORTATION-SHIP
Jbg Smith Pptys	11	JBGS	19.96	4.51	0.53	1.10	6	-0.35	-0.34	4	1.19	-0.14	-0.15	-0.28	0.00	2,283	0.84	20221101	REIT-EQTY TRUST - OTHER
Genworth Finl	7	GNW	4.50	0.00	0.53	0.35	6	-0.21	-0.26	4	1.19	-0.15	-0.34	-0.14	0.00	2,267	1.59	20221101	INSURANCE-LIFE
Contl Resources	1	CLR	73.93	1.51	0.53	1.69	6	-0.21	-0.49	4	1.19	-0.15	-0.34	-0.14	0.00	26,837	0.08	20221102	OIL & GAS-U S EXPLO & PROD
Werner Entrprs	3	WERN	38.23	1.36	0.53	0.74	6	-0.07	-0.37	4	1.19	-0.17	-0.25	0.00	0.00	2,424	1.25	20221102	TRANSPORTATION-TRUCK
Western Midstrm	1	WES	28.14	7.11	0.53	2.21	6	-0.21	-0.41	4	1.19	-0.18	-0.44	-0.14	0.00	10,875	0.90	20221102	OIL REFINING & MARKETING MLP
Murphy Oil	1	MUR	48.05	2.08	0.53	2.21	6	-0.21	-0.49	4	1.19	-0.19	-0.46	-0.14	0.00	7,470	0.34	20221103	OIL & GAS-U S EXPLO & PROD
Enviva Partners	1	EVA	57.76	6.27	0.53	3.19	6	-0.35	-0.56	4	1.19	-0.20	-0.33	-0.28	0.00	3,851	0.39	20221103	BLDG PROD-WOOD
Rocket Cos Inc	7	RKT	6.83	0.00	0.53	0.90	6	-0.35	-0.56	4	1.19	-0.23	-0.42	-0.28	0.00	13,455	1.06	20221103	TECHNOLOGY SERVICES
Fluor Corp-New	3	FLR	28.83	0.00	0.53	1.90	6	-0.21	-0.52	4	1.19	-0.23	-0.56	-0.14	0.00	4,096	0.48	20221104	ENGINEERING/R&D SVCS
Conocophillips	1	COP	123.94	1.48	0.53	2.21	6	-0.21	-0.49	4	1.19	-0.24	-0.62	-0.14	0.00	160,310	0.03	20221103	OIL & GAS-U S INTEGRATED
Corcept Therapt	6	CORT	28.34	0.00	0.53	0.94	6	-0.21	-0.49	4	1.19	-0.26	-0.66	-0.14	0.00	3,035	1.73	20221102	MEDICAL-DRUGS
Lexington Ppty	11	LXP	9.50	5.05	0.53	1.10	6	-0.35	-0.41	4	1.19	-0.29	-0.62	-0.28	0.00	2,659	1.46	20221103	REIT-EQTY TRUST - RESID
Intl Bancshares	7	IBOC	47.95	2.50	0.53	0.59	6	-0.21	-0.26	4	1.19	-0.30	-0.80	-0.14	0.00	2,985	2.03	20221103	BANKS-SOUTHWEST
Paycor Hcm Inc	8	PYCR	30.84	0.00	0.53	0.93	6	-0.21	0.07	4	1.19	-0.33	-1.51	-0.14	0.56	5,417	1.67	20221102	INTERNET SOFTWARE
Ready Capital	7	RC	11.64	14.43	0.53	1.30	6	-0.07	-0.34	4	1.19	-0.35	-0.83	0.00	0.00	1,332	1.30	20221103	REIT-MORTGAGE TRUST
Sm Energy Co	1	SM	43.84	1.37	0.52	1.98	6	-0.21	-0.52	8	0.93	-0.31	-0.27	-0.14	-0.49	5,375	0.31	20221103	OIL & GAS-U S EXPLO & PROD
Hamilton Lane	7	HLNE	59.83	2.67	0.52	3.12	6	-0.35	-0.49	8	0.93	-0.43	-0.51	-0.28	-0.49	3,185	2.14	20221101	FINANCE-INVESTMENT MGMT
New York Mtg Tr	7	NYMT	2.62	15.27	0.52	3.12	6	-1.60	-0.56	8	0.93	-0.66	-1.24	-1.53	-0.49	999	1.91	20221102	REIT-MORTGAGE TRUST
Sony Corp Adr	4	SONY	67.24	0.58	0.51	-0.17	6	-0.35	-0.04	3	0.60	0.60	-0.14	-0.28	0.56	83,176	0.40	20221101	AUDIO/VIDEO HOME PROD
Nintendo Ltd	4	NTDOY	10.10	4.15	0.51	0.02	6	1.32	-0.08	3	0.60	0.57	-0.26	1.39	0.56	52,467	1.94	20221103	TOYS/GAMES/HOBBY PROD
Piedmont Office	11	PDM	10.53	7.98	0.51	-0.18	6	1.32	0.15	3	0.60	0.52	-0.41	1.39	0.56	1,299	1.60	20221102	REIT-EQTY TRUST - OTHER



Date: 10-26-2022

**Cross Sector Analysis - Stocks are ranked from most to least attractive INDEPENDENT OF SECTOR GROUPING**

SECTOR CODES: 1-Energy, 2-Materials, 3-Industrials, 4-Consumer Discretionary, 5-Consumer Staples, 6-Healthcare

SECTOR CODES: 7-Financials, 8-Information Technology, 9-Communication Services, 10-Utilities, 11-Real Estate

COMPANY	SECTOR	TICKER	PRICE	YIELD	XSEC IPSCORE	Behavioral Preference Factor	ABSOLUTE-SCALE METRICS			RELATIVE-SCALE METRICS					MKT CAP \$millions	DAYS2TR	EPS REPORT DATE	INDUSTRY GROUP	
							ABS DCOORD	TECH OUTLK	FUNDA OUTLK	REL DCOORD	rPSCORE	VTCAVG	VSCORE	TSCORE					CSCORE
Nisource Inc	10	NI	25.13	3.74	0.51	1.82	6	1.60	-0.26	3	0.60	0.50	-0.11	1.67	0.00	10,202	0.19	20221102	UTILITY-ELECTRIC POWER
Eversource Egy	10	ES	74.15	3.44	0.51	1.25	6	1.60	-0.30	3	0.60	0.50	-0.12	1.67	0.00	25,689	0.18	20221102	UTILITY-ELECTRIC POWER
Kadant Inc	3	KAI	172.58	0.60	0.51	-0.17	6	1.60	-0.34	3	0.60	0.50	-0.12	1.67	0.00	2,013	2.59	20221101	MACHINERY-GEN INDUSTRIAL
Entergy Corp	10	ETR	104.75	3.86	0.51	1.25	6	1.60	-0.34	3	0.60	0.48	-0.17	1.67	0.00	21,308	0.19	20221102	UTILITY-ELECTRIC POWER
Ptc Inc	8	PTC	115.36	0.00	0.51	0.87	6	1.46	-0.34	3	0.60	0.48	-0.04	1.53	0.00	13,551	0.38	20221102	COMPUTER-SOFTWARE
Wec Energy Grp	10	WEC	87.77	3.32	0.51	1.82	6	1.60	-0.26	3	0.60	0.45	-0.28	1.67	0.00	27,686	0.17	20221101	UTILITY-ELECTRIC POWER
Honda Motor	4	HMC	22.52	1.76	0.51	-0.17	6	1.60	-0.45	3	0.60	0.43	-0.34	1.67	0.00	38,523	0.77	20221104	AUTO MFRS-FOREIGN
Physicians Rlty	11	DOC	14.62	6.29	0.51	0.02	6	1.60	-0.37	3	0.60	0.42	-0.38	1.67	0.00	3,309	0.93	20221103	REIT-EQTY TRUST - OTHER
Rocket Pharmact	6	RCKT	17.11	0.00	0.51	0.25	6	-0.21	0.18	2	0.60	0.40	0.30	-0.14	0.98	1,126	1.27	20221102	MEDICAL-BIOMED/GENETICS
Gentherm Inc	4	THRM	56.40	0.00	0.51	0.02	6	1.32	-0.52	3	0.60	0.40	-0.14	1.39	0.00	1,870	1.88	20221102	AUTO/TRUCK-ORIGINAL EQP
Duke Energy Cp	10	DUK	90.24	4.45	0.51	1.25	6	1.60	-0.30	3	0.60	0.39	-0.46	1.67	0.00	69,476	0.07	20221104	UTILITY-ELECTRIC POWER
Seritage Growth	11	SRG	11.14	0.00	0.51	-0.18	6	1.18	-0.34	3	0.60	0.39	-0.32	1.25	0.00	486	3.00	20221101	REIT-EQTY TRUST - OTHER
Arcbest Corp	3	ARCB	75.98	0.63	0.51	-0.17	6	1.60	-0.34	3	0.60	0.39	-0.46	1.67	0.00	1,864	1.73	20221101	TRANSPORTATION-TRUCK
Park Hotels&Res	11	PK	12.88	0.31	0.51	0.02	6	1.32	-0.37	3	0.60	0.39	-0.18	1.39	0.00	3,006	0.56	20221102	REIT-EQTY TRUST - OTHER
Altice Usa Inc	9	ATUS	6.32	0.00	0.51	0.28	6	-0.35	-0.49	2	0.60	0.38	1.46	-0.28	0.00	2,874	0.55	20221102	COMMUNICATIONS COMPONENTS
Energy Tran Lp	1	ET	12.04	7.64	0.51	1.15	6	1.46	-0.34	3	0.60	0.38	-0.37	1.53	0.00	37,167	0.12	20221101	OIL/GAS PROD PIPELINE MLP
Apartment Reit	11	AIRC	38.15	4.72	0.51	-0.18	6	1.32	-0.30	3	0.60	0.36	-0.28	1.39	0.00	5,882	0.66	20221103	REIT-EQTY TRUST - RESID
Hayward Hldgs	3	HAYW	9.04	0.00	0.51	0.02	6	1.32	-0.52	3	0.60	0.36	-0.28	1.39	0.00	1,952	1.74	20221101	ELEC PRODUCTS-MISC
Dish Network Cp	9	DISH	14.95	0.00	0.51	0.28	6	-0.35	0.00	2	0.60	0.35	0.76	-0.28	0.56	7,928	0.34	20221103	CABLE TV
Istar Finl Inc	11	STAR	9.84	5.08	0.51	0.02	6	1.32	-0.34	3	0.60	0.35	-0.32	1.39	0.00	840	2.11	20221101	REIT-MORTGAGE TRUST
Datadog Inc	8	DDOG	88.75	0.00	0.51	1.26	6	1.32	-0.52	3	0.60	0.34	-0.34	1.39	0.00	28,085	0.07	20221103	INTERNET SOFTWARE
Tenneco Inc	4	TEN	18.83	0.00	0.51	0.02	6	1.04	-0.56	3	0.60	0.33	-0.09	1.11	0.00	1,570	0.94	20221104	AUTO/TRUCK-ORIGINAL EQP
Match Group Inc	9	MTCH	45.43	0.00	0.51	0.02	6	1.32	-0.49	3	0.60	0.33	-0.38	1.39	0.00	12,974	0.15	20221101	ELECTRONIC COMMERCE
Exelon Corp	10	EXC	37.76	3.58	0.51	1.82	6	1.60	-0.30	3	0.60	0.31	-0.70	1.67	0.00	37,023	0.07	20221103	UTILITY-ELECTRIC POWER
Toyota Motor Cp	4	TM	137.07	2.86	0.51	0.02	6	1.32	-0.52	3	0.60	0.30	-0.47	1.39	0.00	191,621	0.67	20221103	AUTO MFRS-FOREIGN
Natl Storage	11	NSA	41.11	5.35	0.51	1.49	6	1.60	-0.30	3	0.60	0.29	-0.77	1.67	0.00	3,772	0.82	20221102	REIT-EQTY TRUST - OTHER
Amer Water Work	10	AWK	139.55	1.88	0.51	1.82	6	1.60	-0.30	3	0.60	0.29	-0.77	1.67	0.00	25,368	0.18	20221031	UTILITY-WATER SUPPLY
Nikola Corp	3	NKLA	3.11	0.00	0.51	1.45	6	1.32	-0.49	3	0.60	0.29	-0.51	1.39	0.00	1,348	0.69	20221103	AUTO MFRS-DOMESTIC
Atlas Corp	7	ATCO	14.92	3.35	0.51	-0.21	6	1.46	-0.30	3	0.60	0.25	-0.76	1.53	0.00	3,696	0.81	20221101	FINANCE-INVESTMENT MGMT
Under Armour-A	4	UAA	7.37	0.00	0.51	0.27	6	-0.35	-0.52	2	0.60	0.22	0.96	-0.28	0.00	3,355	0.35	20221103	TEXTILE-APPAREL MFG
Kyndryl Holdngs	8	KD	9.61	0.00	0.51	1.66	6	-0.35	0.07	2	0.60	0.16	0.72	-0.28	0.07	2,179	1.05	20221102	TECHNOLOGY SERVICES
Cloudflare Inc	8	NET	57.55	0.00	0.51	0.02	6	-0.07	-0.08	3	0.60	0.13	-0.23	0.00	0.56	18,775	0.10	20221103	INTERNET SOFTWARE
Trex Company	3	TREX	47.01	0.00	0.51	0.28	6	-0.35	-0.52	2	0.60	0.06	0.47	-0.28	0.00	5,183	0.39	20221031	BLDG PROD-WOOD
Jones Lang Lasl	11	JLL	163.51	0.00	0.51	0.29	6	-1.60	-0.41	2	0.60	0.05	0.44	-1.53	0.00	7,835	0.46	20221102	REAL ESTATE OPERATIONS
Glaukos Corp	6	GKOS	54.26	0.00	0.51	0.53	6	-0.21	-0.49	2	0.60	0.04	0.25	-0.14	0.00	2,568	1.40	20221102	MEDICAL INSTRUMENTS
Kellogg Co	5	K	74.09	3.19	0.51	0.56	6	-0.21	-0.30	2	0.60	0.02	0.19	-0.14	0.00	25,199	0.19	20221103	FOOD-MISC/DIVERSIFIED
Amer Axle & Mfg	4	AXL	8.99	0.00	0.51	0.27	6	-0.21	-0.52	2	0.60	0.01	0.17	-0.14	0.00	1,030	1.86	20221104	AUTO/TRUCK-ORIGINAL EQP

Date: 10-26-2022

Cross Sector Analysis - Stocks are ranked from most to least attractive **INDEPENDENT OF SECTOR GROUPING**

SECTOR CODES: 1-Energy, 2-Materials, 3-Industrials, 4-Consumer Discretionary, 5-Consumer Staples, 6-Healthcare

SECTOR CODES: 7-Financials, 8-Information Technology, 9-Communication Services, 10-Utilities, 11-Real Estate

COMPANY	SECTOR	TICKER	PRICE	YIELD	XSEC IPSCORE	Behavioral Preference Factor	ABSOLUTE-SCALE METRICS			RELATIVE-SCALE METRICS					MKT CAP \$millions	DAYS2TR	EPS REPORT DATE	INDUSTRY GROUP	
							ABS DCOORD	TECH OUTLK	FUNDA OUTLK	REL DCOORD	rPSCORE	VTCAVG	VSCORE	TSCORE					CSCORE
Zillow Group-C	11	Z	31.21	0.00	0.51	0.29	6	-0.35	-0.34	2	0.60	0.00	0.28	-0.28	0.00	7,687	0.25	20221102	REAL ESTATE OPERATIONS
Xpo Logistics	3	XPO	48.37	0.00	0.51	0.28	6	-1.60	-0.41	2	0.60	-0.01	0.24	-1.53	0.00	5,564	0.36	20221031	TRANSPORTATION-SVCS
Nutrien Ltd	2	NTR	83.21	2.41	0.51	-0.14	6	-0.07	-0.30	3	0.60	-0.01	-0.05	0.00	0.00	44,356	0.15	20221102	FERTILIZERS
Hubspot Inc	8	HUBS	290.58	0.00	0.51	2.00	6	-0.35	-0.56	2	0.60	-0.03	0.18	-0.28	0.00	13,953	0.13	20221102	INTERNET SOFTWARE
Kemper Corp	7	KMPR	44.91	2.76	0.51	-0.21	6	-0.07	-0.52	3	0.60	-0.05	-0.14	0.00	0.00	2,868	2.39	20221102	INSURANCE-MULTI LINE
Rayonier Inc	11	RYN	33.67	3.39	0.51	0.62	6	-1.32	-0.04	3	0.60	-0.06	-0.81	-1.25	0.56	4,926	1.17	20221102	BLDG PROD-WOOD
Iron Mountain	11	IRM	49.51	5.00	0.51	0.62	6	-0.07	-0.30	3	0.60	-0.06	-0.18	0.00	0.00	14,386	0.37	20221103	REIT-EQTY TRUST - OTHER
Power Intgratio	8	POWI	66.73	1.08	0.51	1.26	6	-0.07	-0.52	3	0.60	-0.06	-0.18	0.00	0.00	3,891	1.10	20221102	SEMI-POWER
Markel Corp	7	MKL	1153.46	0.00	0.51	-0.21	6	-0.07	-0.41	3	0.60	-0.07	-0.23	0.00	0.00	15,601	0.43	20221101	INSURANCE-PROP/CAS/TITLE
Vimeo Inc	9	VMEQ	3.86	0.00	0.51	0.28	6	-0.35	-0.49	2	0.60	-0.08	0.02	-0.28	0.00	642	2.97	20221102	TECHNOLOGY SERVICES
Realty Income	11	O	60.49	4.92	0.51	2.36	6	-0.07	-0.30	3	0.60	-0.08	-0.26	0.00	0.00	36,391	0.10	20221102	REIT-EQTY TRUST - RETAIL
Air Lease Corp	3	AL	34.52	2.14	0.51	-0.17	6	-0.07	-0.49	3	0.60	-0.13	-0.42	0.00	0.00	3,827	1.47	20221103	TRANSPORTATION-EQP & LSNG
Terreno Realty	11	TRNO	54.68	2.93	0.51	0.62	6	-0.07	-0.30	3	0.60	-0.15	-0.46	0.00	0.00	4,131	1.01	20221102	REIT-EQTY TRUST - OTHER
Allstate Corp	7	ALL	124.65	2.73	0.51	-0.21	6	-0.07	-0.56	3	0.60	-0.15	-0.48	0.00	0.00	33,692	0.08	20221102	INSURANCE-PROP/CAS/TITLE
Uber Technolgs	3	UBER	28.36	0.00	0.51	0.02	6	-0.07	-0.56	3	0.60	-0.18	-0.55	0.00	0.00	56,150	0.03	20221101	INTERNET SERVICES
Kkr & Co Inc	7	KKR	47.27	1.31	0.47	0.88	6	0.35	-0.49	7	-0.33	0.21	-0.47	0.42	-0.49	40,644	0.14	20221101	FINANCE-INVESTMENT MGMT
Eastrly Gov Ppt	11	DEA	16.79	6.31	0.47	0.28	6	1.32	-0.41	7	-0.33	0.16	-0.36	1.39	-0.49	1,525	1.67	20221101	REIT-EQTY TRUST - OTHER
Chimera Invest	7	CIM	6.42	14.33	0.47	0.88	6	1.32	-0.56	7	-0.33	0.13	-0.43	1.39	-0.49	1,488	1.02	20221103	REIT-MORTGAGE TRUST
Sorrento Therap	6	SRNE	1.59	0.00	0.47	1.38	6	-0.35	-0.56	6	-0.33	-0.08	0.57	-0.28	-0.49	715	2.50	20221104	MEDICAL-BIOMED/GENETICS
Fnf Group	7	FNF	38.09	4.62	0.47	1.44	6	-0.35	-0.52	6	-0.33	-0.18	0.28	-0.28	-0.49	10,525	0.41	20221101	INSURANCE-PROP/CAS/TITLE
Moelis & Co	7	MC	38.48	6.24	0.47	0.88	6	-1.32	-0.56	7	-0.33	-0.18	-0.01	-1.25	-0.49	2,646	1.09	20221102	FINANCE-INVESTMENT BKRS
Targa Resources	1	TRGP	66.72	2.10	0.47	0.84	6	-1.32	-0.34	7	-0.33	-0.27	-0.31	-1.25	-0.49	15,116	0.08	20221103	OIL REFINING & MARKETING MLP
Regenxbio Inc	6	RGNX	22.31	0.00	0.42	-1.61	6	1.60	-0.04	1	-1.50	0.96	0.67	1.67	0.56	964	2.85	20221101	MEDICAL-BIOMED/GENETICS
Premier Inc-A	6	PINC	33.86	2.48	0.42	-1.43	6	0.35	0.11	1	-1.50	0.92	0.10	0.42	0.98	3,998	1.49	20221101	MEDICAL SERVICES
Apollo Medical	6	AMEH	33.67	0.00	0.42	-1.61	6	1.60	-0.30	1	-1.50	0.88	1.36	1.67	0.00	1,901	2.95	20221103	MEDICAL SERVICES
Livanova Plc	6	LIVN	47.51	0.00	0.42	-1.43	6	1.60	-0.04	1	-1.50	0.88	0.43	1.67	0.56	2,539	1.21	20221102	MEDICAL INSTRUMENTS
Cedar Fair	4	FUN	40.27	2.98	0.42	-1.73	6	1.60	-0.08	1	-1.50	0.84	0.31	1.67	0.56	2,297	2.39	20221102	LEISURE & RECREATION SVCS
Ipg Photonics	8	IPGP	87.62	0.00	0.42	-0.57	6	1.60	-0.30	1	-1.50	0.83	0.93	1.67	0.00	4,399	0.93	20221101	LASERS-SYS/COMPONENTS
Hanesbrands Inc	4	HBI	7.46	8.04	0.42	-1.73	6	1.32	-0.08	1	-1.50	0.80	0.47	1.39	0.56	2,603	0.40	20221103	TEXTILE-APPAREL MFG
Hudson Pac Ppty	11	HPP	10.95	9.13	0.42	-1.87	6	1.32	-0.45	1	-1.50	0.79	1.08	1.39	0.00	1,551	1.00	20221102	REIT-EQTY TRUST - OTHER
Oneok Inc	1	OKE	57.59	6.49	0.42	-0.75	6	1.60	-0.41	1	-1.50	0.76	0.68	1.67	0.00	25,735	0.17	20221101	OIL/GAS PROD PIPELINE MLP
Q2 Holdings Inc	8	QTWO	30.76	0.00	0.42	-0.57	6	1.60	-0.56	1	-1.50	0.73	0.60	1.67	0.00	1,763	1.43	20221102	BUSINESS SOFTWARE SVCS/BPO
Cushman&Wakefld	11	CWK	11.72	0.00	0.42	-1.67	6	1.32	-0.30	1	-1.50	0.72	0.85	1.39	0.00	2,645	1.75	20221103	REAL ESTATE OPERATIONS
Crestwood Eqty	1	CEQP	30.53	8.58	0.42	-0.75	6	1.46	-0.08	1	-1.50	0.72	0.08	1.53	0.56	3,336	1.98	20221102	OIL/GAS PROD PIPELINE MLP
Ultragenyx Phar	6	RARE	39.39	0.00	0.42	-1.43	6	1.32	-0.04	1	-1.50	0.72	0.22	1.39	0.56	2,759	0.72	20221101	MEDICAL-BIOMED/GENETICS
Karyopharm Ther	6	KPTI	4.91	0.00	0.42	-1.43	6	1.60	-0.41	1	-1.50	0.71	0.53	1.67	0.00	392	2.90	20221103	MEDICAL-DRUGS
Atricure Inc	6	ATRC	38.79	0.00	0.42	-1.61	6	-0.35	0.04	1	-1.50	0.70	0.16	-0.28	0.56	1,801	2.03	20221101	MEDICAL PRODUCTS

Date: 10-26-2022

Cross Sector Analysis - Stocks are ranked from most to least attractive **INDEPENDENT OF SECTOR GROUPING**

SECTOR CODES: 1-Energy, 2-Materials, 3-Industrials, 4-Consumer Discretionary, 5-Consumer Staples, 6-Healthcare

SECTOR CODES: 7-Financials, 8-Information Technology, 9-Communication Services, 10-Utilities, 11-Real Estate

COMPANY	SECTOR	TICKER	PRICE	YIELD	XSEC IPSCORE	Behavioral Preference Factor	ABSOLUTE-SCALE METRICS			RELATIVE-SCALE METRICS					MKT CAP \$millions	DAYS2TR	EPS REPORT DATE	INDUSTRY GROUP	
							ABS DCOORD	TECH OUTLK	FUNDA OUTLK	REL DCOORD	rPSCORE	VTCAVG	VSCORE	TSCORE					CSCORE
Cogent Comm Hld	9	CCOI	50.82	7.12	0.42	-1.81	6	1.60	-0.04	1	-1.50	0.70	0.14	1.67	0.56	2,440	1.61	20221103	WIRELESS NATIONAL
Henry Schein In	6	HSIC	69.67	0.00	0.42	-1.61	6	1.61	-0.30	1	-1.50	0.68	0.45	1.68	0.00	9,483	0.43	20221101	MEDICAL/DENTAL-SUPPLIES
Cognizant Tech	8	CTSH	61.48	1.76	0.42	-0.57	6	1.60	-0.30	1	-1.50	0.68	0.44	1.67	0.00	31,833	0.10	20221102	BUSINESS SOFTWARE SVCS/BPO
Intercontntlexc	7	ICE	95.16	1.60	0.42	-1.98	6	1.32	0.18	1	-1.50	0.67	0.08	1.39	0.56	53,143	0.09	20221103	SECURITIES EXCHANGES
Synaptics Inc	8	SYNA	92.99	0.00	0.42	-1.59	6	1.32	0.07	1	-1.50	0.66	0.02	1.39	0.56	3,719	0.45	20221103	ELEC-SEMICONDUCTORS
Denali Therapct	6	DNLI	27.46	0.00	0.42	-1.43	6	1.32	0.04	1	-1.50	0.66	0.02	1.39	0.56	3,387	0.78	20221103	MEDICAL-BIOMED/GENETICS
Liberty Gbl-A	9	LBTYA	16.89	0.00	0.42	-1.81	6	1.32	-0.56	1	-1.50	0.64	0.61	1.39	0.00	8,188	0.68	20221101	CABLE TV
Stericycle Inc	3	SRCL	43.51	0.00	0.42	-1.62	6	1.60	-0.41	1	-1.50	0.64	0.31	1.67	0.00	4,011	0.91	20221103	WASTE REMOVAL SVCS
Acadia Rlty Tr	11	AKR	13.80	5.22	0.42	-0.67	6	1.60	-0.41	1	-1.50	0.63	0.28	1.67	0.00	1,310	2.54	20221101	REIT-EQTY TRUST - RETAIL
Talos Egy Inc	1	TALO	21.18	0.00	0.42	-0.75	6	1.46	-0.37	1	-1.50	0.61	0.38	1.53	0.00	1,748	1.10	20221102	OIL & GAS-U S EXPLO & PROD
Carvana Co	4	CVNA	15.28	0.00	0.42	-1.73	6	1.32	-0.56	1	-1.50	0.60	0.48	1.39	0.00	2,883	0.13	20221103	ELECTRONIC COMMERCE
Molson Coors-B	5	TAP	50.57	3.01	0.42	-1.68	6	1.60	-0.41	1	-1.50	0.59	0.18	1.67	0.00	10,960	0.47	20221101	BEVERAGES-ALCOHOLIC
Nu Skin Enterp	5	NUS	38.10	4.04	0.42	-1.68	6	-1.32	-0.49	1	-1.50	0.59	0.16	-1.25	0.00	1,913	1.46	20221102	COSMETICS & TOILETRIES
Laredo Petrolm	1	LPI	63.13	0.00	0.42	-0.75	6	1.60	-0.56	5	-1.50	0.58	0.69	1.67	-0.49	1,092	0.48	20221103	OIL & GAS-U S EXPLO & PROD
Syneos Health	6	SYNH	50.36	0.00	0.42	-0.57	6	1.32	-0.49	1	-1.50	0.56	0.35	1.39	0.00	5,170	0.73	20221104	MEDICAL INFORMATION SYSTEMS
Pembina Pipeln	1	PBA	32.13	5.87	0.42	-0.75	6	1.60	-0.41	1	-1.50	0.54	0.01	1.67	0.00	17,831	1.00	20221103	OIL & GAS-PROD/PIPELINE
Zebra Tech Cl A	8	ZBRA	274.58	0.00	0.42	-0.57	6	1.32	-0.52	1	-1.50	0.54	0.27	1.39	0.00	14,220	0.25	20221101	MACHINERY-THERMAL PROC
Liveramp Hldgs	8	RAMP	18.30	0.00	0.42	-0.57	6	1.32	-0.56	1	-1.50	0.51	0.20	1.39	0.00	1,229	2.28	20221101	TECHNOLOGY SERVICES
Estee Lauder	5	EL	205.12	1.17	0.42	-1.50	6	1.32	-0.49	1	-1.50	0.51	0.20	1.39	0.00	73,208	0.07	20221102	COSMETICS & TOILETRIES
Mks Instruments	8	MKSI	81.92	1.07	0.42	-0.57	6	1.32	-0.52	1	-1.50	0.51	0.19	1.39	0.00	4,566	0.48	20221102	ELECTRONICS-MANUFACTURING MACH
Mercury Genl Cp	7	MCY	28.49	4.46	0.42	-2.22	6	1.32	-0.56	1	-1.50	0.48	0.09	1.39	0.00	1,578	2.40	20221101	INSURANCE-PROP/CAS/TITLE
Sba Comm Corp	11	SBAC	256.60	1.11	0.42	-0.67	6	1.32	-0.37	1	-1.50	0.48	0.09	1.39	0.00	27,669	0.11	20221031	REIT-EQTY TRUST - OTHER
Te Connect-Ltd	8	TEL	117.27	1.91	0.42	-0.57	6	1.60	-0.34	1	-1.50	0.47	0.06	1.67	0.00	37,508	0.15	20221102	ELEC-MISC COMPONENTS
Douglas Emmett	11	DEI	17.57	6.37	0.42	-0.67	6	1.32	-0.45	5	-1.50	0.46	0.58	1.39	-0.49	3,089	0.77	20221103	REIT-EQTY TRUST - OTHER
Generac Holding	3	GNRC	121.29	0.00	0.42	-0.65	6	1.32	-0.56	5	-1.50	0.44	0.52	1.39	-0.49	7,742	0.07	20221102	ELEC POWER
Lhc Group Inc	6	LHCG	165.93	0.00	0.42	-1.43	6	1.04	-0.52	1	-1.50	0.42	0.19	1.11	0.00	5,149	0.55	20221102	MEDICAL SERVICES
Dun&Bradst Hldg	3	DNB	12.09	1.65	0.42	-0.65	6	1.60	-0.49	5	-1.50	0.40	0.13	1.67	-0.49	5,245	1.23	20221103	BUSINESS INFORMATION SERVICES
Artisan Ptnr Am	7	APAM	28.05	8.56	0.42	-2.22	6	-0.07	-0.08	1	-1.50	0.39	0.58	0.00	0.56	2,233	1.43	20221101	FINANCE-INVESTMENT MGMT
Vistra Corp	10	VST	21.99	3.35	0.42	-0.82	6	1.60	-0.49	5	-1.50	0.39	0.07	1.67	-0.49	9,155	0.27	20221104	UTILITY-ELECTRIC POWER
Ca Resources Cp	1	CRC	43.86	1.55	0.42	-0.23	6	1.46	-0.52	5	-1.50	0.38	0.19	1.53	-0.49	3,306	0.82	20221102	OIL & GAS-U S EXPLO & PROD
Fidelity Nat In	8	FIS	79.95	2.35	0.42	-0.57	6	1.32	-0.49	5	-1.50	0.38	0.32	1.39	-0.49	48,608	0.07	20221103	FINANCIAL TRANSACTION SERVICES
Vulcan Matls Co	2	VMC	162.28	0.99	0.42	-1.48	6	-0.07	-0.04	1	-1.50	0.35	0.47	0.00	0.56	21,567	0.21	20221102	BLDG-CEMENT/CONCRT/AG
Jeld-Wen Holdng	3	JELD	9.56	0.00	0.42	-1.81	6	-0.07	-0.52	1	-1.50	0.34	1.08	0.00	0.00	806	2.26	20221031	BLDG PROD-WOOD
Fox Corp-A	9	FOXA	29.84	1.68	0.42	-1.36	6	1.60	0.07	1	-1.50	0.27	0.21	1.67	0.56	16,386	0.24	20221101	BROADCASTING-RADIO/TV
Chemed Corp	6	CHE	457.90	0.33	0.42	-1.43	6	-1.32	0.07	1	-1.50	0.26	0.20	-1.25	0.56	6,825	0.70	20221031	MEDICAL-OUTPNT/HM CARE
Pacira Pharmact	6	PCRX	52.64	0.00	0.42	-1.43	6	-0.07	-0.52	1	-1.50	0.25	0.77	0.00	0.00	2,392	1.28	20221103	MEDICAL-DRUGS
Quaker Chemical	2	KWR	153.99	1.13	0.42	-1.48	6	-0.07	-0.08	1	-1.50	0.23	0.08	0.00	0.56	2,758	2.25	20221103	CHEMICALS-SPECIALTY



Date: 10-26-2022

Cross Sector Analysis - Stocks are ranked from most to least attractive **INDEPENDENT OF SECTOR GROUPING**

SECTOR CODES: 1-Energy, 2-Materials, 3-Industrials, 4-Consumer Discretionary, 5-Consumer Staples, 6-Healthcare

SECTOR CODES: 7-Financials, 8-Information Technology, 9-Communication Services, 10-Utilities, 11-Real Estate

COMPANY	SECTOR	TICKER	PRICE	YIELD	XSEC IPSCORE	Behavioral Preference Factor	ABSOLUTE-SCALE METRICS			RELATIVE-SCALE METRICS					MKT CAP \$millions	DAYS2TR	EPS REPORT DATE	INDUSTRY GROUP	
							ABS DCOORD	TECH OUTLK	FUNDA OUTLK	REL DCOORD	rPSCORE	VTCAVG	VSCORE	TSCORE					CSCORE
Square Inc	8	SQ	59.66	0.00	0.42	-0.57	6	-0.07	-0.56	1	-1.50	0.20	0.61	0.00	0.00	34,606	0.03	20221103	TECHNOLOGY SERVICES
Kratos Defense	3	KTOS	10.47	0.00	0.42	-1.81	6	-0.35	-0.45	1	-1.50	0.17	0.52	-0.28	0.00	1,319	2.82	20221102	AEROSPACE/DEFENSE EQUIP
Malibu Boats-A	4	MBUU	51.99	0.00	0.42	-1.73	6	1.60	-0.49	1	-1.50	0.14	0.44	1.67	0.00	1,060	2.94	20221104	LEISURE & RECREATION PROD
Atlassian Cp-A	8	TEAM	210.59	0.00	0.42	-0.57	6	1.60	-0.56	1	-1.50	0.11	0.36	1.67	0.00	53,685	0.09	20221103	INTERNET SOFTWARE
Maravai Lfs Hld	6	MRVI	16.70	0.00	0.42	-1.43	6	-0.07	-0.56	1	-1.50	0.10	0.31	0.00	0.00	4,262	0.62	20221102	MEDICAL PRODUCTS
Global Payments	8	GPN	118.18	0.85	0.42	-0.57	6	-1.32	-0.41	1	-1.50	0.08	0.26	-1.25	0.00	32,755	0.12	20221031	FINANCIAL TRANSACTION SERVICES
Myriad Genetics	6	MYGN	19.56	0.00	0.42	-1.43	6	-0.07	-0.56	1	-1.50	0.06	0.19	0.00	0.00	1,577	2.58	20221101	MEDICAL-BIOMED/GENETICS
Avient Corp	2	AVNT	33.99	2.79	0.42	-1.48	6	-0.07	-0.52	1	-1.50	0.06	0.18	0.00	0.00	3,091	0.99	20221102	CHEMICALS-DIVERSIFIED
Trimble Inc	8	TRMB	58.15	0.00	0.42	-0.57	6	-0.07	-0.34	1	-1.50	0.03	0.09	0.00	0.00	14,401	0.32	20221102	ELEC PRODUCTS-MISC
Aptiv Plc	4	APTIV	90.30	0.00	0.42	-1.73	6	-0.07	-0.49	1	-1.50	0.03	0.09	0.00	0.00	24,465	0.15	20221103	TECHNOLOGY SERVICES
Blackline Inc	8	BL	56.63	0.00	0.42	-0.17	6	-0.07	-0.41	1	-1.50	0.03	0.09	0.00	0.00	3,377	0.86	20221103	INTERNET SOFTWARE
Essent Group	7	ESNT	37.92	2.32	0.42	-1.98	6	-0.07	-0.30	1	-1.50	0.01	0.04	0.00	0.00	4,084	1.23	20221104	FINANCE-MRTG & REL SVC
B2Gold Corp	2	BTG	3.15	5.08	0.42	-1.32	6	-1.32	-0.52	1	-1.50	0.01	0.03	-1.25	0.00	3,382	0.79	20221101	MINING-GOLD
Focus Finl Ptnr	7	FOCS	33.14	0.00	0.42	-0.79	6	-0.07	-0.49	1	-1.50	0.00	0.01	0.00	0.00	2,568	2.27	20221103	FINANCE-INVESTMENT MGMT
Western Union	8	WU	13.92	6.75	0.42	-0.57	6	-0.07	-0.52	5	-1.50	-0.05	0.40	0.00	-0.49	5,370	0.35	20221101	FINANCIAL TRANSACTION SERVICES
Expro Grp Hldgs	1	XPRO	18.07	0.00	0.31	0.79	7	-0.21	1.52	4	1.19	0.34	-0.01	-0.14	1.82	1,964	2.17	20221103	OIL & GAS-PROD/PIPELINE
Insight Entrprs	8	NSIT	91.90	0.00	0.31	0.88	7	-1.32	2.04	4	1.19	0.29	-0.34	-1.25	2.24	3,225	1.11	20221103	RETAIL-MAIL ORDER & DIRECT
Metlife Inc	7	MET	70.93	2.82	0.31	1.23	7	-1.04	1.56	4	1.19	0.20	-0.66	-0.98	2.03	57,681	0.08	20221102	INSURANCE-MULTI LINE
Vaalco Energy	1	EGY	5.14	2.53	0.31	0.79	7	-1.32	1.52	4	1.19	0.20	-0.15	-1.25	1.82	304	1.54	20221102	INTERNATIONAL E&P
Banco Bilbao Vz	7	BBVA	5.21	3.62	0.31	0.83	7	-1.04	1.60	4	1.19	0.12	-0.69	-0.98	1.82	33,275	2.40	20221104	BANKS-FOREIGN
Telephone &Data	9	TDS	15.82	4.55	0.31	0.68	7	-1.32	1.60	4	1.19	0.11	-0.43	-1.25	1.82	1,813	1.80	20221103	WIRELINE - NATIONAL
Host Hotel&Rprt	11	HST	18.00	2.67	0.31	1.04	7	-1.46	1.56	4	1.19	-0.02	-0.57	-1.39	1.82	12,868	0.16	20221102	REIT-EQTY TRUST - OTHER
Tenaris Sa-Adr	2	TS	29.91	3.74	0.29	-0.19	7	0.63	2.08	3	0.60	1.02	-0.03	0.70	2.24	17,655	0.34	20221102	STEEL-PIPE & TUBES
Ametek Inc	3	AME	123.04	0.72	0.29	-0.04	7	0.63	1.56	3	0.60	0.72	-0.22	0.70	1.82	28,247	0.18	20221101	ELEC TEST EQUIPMENT
Berkshire Hth-B	7	BRK.B	289.24	0.00	0.29	-0.28	7	0.35	1.60	3	0.60	0.69	-0.04	0.42	1.82	636,621	0.02	20221104	INSURANCE-PROP/CAS/TITLE
Aflac Inc	7	AFL	61.95	2.58	0.29	-0.05	7	0.63	1.56	3	0.60	0.65	-0.71	0.70	1.82	39,147	0.18	20221031	INSURANCE-ACC & HEALTH
Kite Realty Grp	11	KRG	18.97	4.64	0.29	-0.24	7	1.60	1.56	3	0.60	0.55	-0.74	1.67	1.82	4,153	0.87	20221102	REIT-EQTY TRUST - RETAIL
Fortinet Inc	8	FTNT	55.92	0.00	0.29	-0.03	7	0.07	1.60	3	0.60	0.55	-0.47	0.14	1.82	44,094	0.09	20221102	SECURITY
Alphatec Hldgs	6	ATEC	10.33	0.00	0.29	0.20	7	-1.04	1.52	2	0.60	0.53	0.59	-0.98	1.82	1,081	2.52	20221103	MEDICAL INSTRUMENTS
Parker Hannifin	3	PH	281.86	1.89	0.29	0.22	7	-1.04	1.60	2	0.60	0.47	0.18	-0.98	2.03	36,208	0.09	20221103	MACHINERY-GEN INDUSTRIAL
Brixmor Pty Gp	11	BRX	20.68	4.64	0.29	-0.04	7	-0.07	1.52	3	0.60	0.47	-0.99	0.00	1.82	6,197	0.48	20221101	REIT-EQTY TRUST - RETAIL
Blackbaud Inc	8	BLKB	52.70	0.00	0.29	0.19	7	-1.32	1.60	2	0.60	0.45	0.62	-1.25	1.82	2,795	1.11	20221101	COMPUTER-SOFTWARE
Watts Water Tec	3	WTS	137.20	0.87	0.29	0.22	7	-1.04	1.60	2	0.60	0.42	0.24	-0.98	1.82	4,590	1.79	20221102	INSTRUMENTS-CONTROL
Vir Biotechnlgy	6	VIR	21.92	0.00	0.29	0.20	7	-1.60	2.08	2	0.60	0.38	0.38	-1.53	2.10	2,907	1.28	20221103	MEDICAL-BIOMED/GENETICS
Ferrari Nv	4	RACE	196.51	0.00	0.29	0.21	7	-1.60	2.00	2	0.60	0.36	0.14	-1.53	2.24	36,305	0.36	20221102	AUTO/TRUCK-ORIGINAL EQP
Avis Budget Grp	3	CAR	230.75	0.00	0.29	0.22	7	-1.46	2.08	2	0.60	0.33	0.07	-1.39	2.10	11,091	0.10	20221031	BUSINESS SERVICES
Cdw Corp	8	CDW	168.56	1.19	0.29	0.19	7	-0.07	1.56	2	0.60	0.33	0.24	0.00	1.82	22,775	0.22	20221102	IT SERVICES



Date: 10-26-2022

Cross Sector Analysis - Stocks are ranked from most to least attractive **INDEPENDENT OF SECTOR GROUPING**

SECTOR CODES: 1-Energy, 2-Materials, 3-Industrials, 4-Consumer Discretionary, 5-Consumer Staples, 6-Healthcare

SECTOR CODES: 7-Financials, 8-Information Technology, 9-Communication Services, 10-Utilities, 11-Real Estate

COMPANY	SECTOR	TICKER	PRICE	YIELD	XSEC IPSCORE	Behavioral Preference Factor	ABSOLUTE-SCALE METRICS			RELATIVE-SCALE METRICS					MKT CAP \$millions	DAYS2TR	EPS REPORT DATE	INDUSTRY GROUP	
							ABS DCOORD	TECH OUTLK	FUNDA OUTLK	REL DCOORD	rPSCORE	VTCAVG	VSCORE	TSCORE					CSCORE
Boise Cascade	3	BCC	64.51	0.74	0.29	0.22	7	-1.32	1.60	2	0.60	0.32	0.21	-1.25	1.82	2,545	1.55	20221031	BLDG PROD-WOOD
Johnson Contrls	3	JCI	57.18	2.45	0.29	0.54	7	-1.32	1.52	2	0.60	0.29	0.14	-1.25	1.82	39,386	0.11	20221103	PROTECTION-SFTY EQ & SVC
Rockwell Automt	3	ROK	241.65	1.85	0.29	0.54	7	0.35	1.56	2	0.60	0.27	0.07	0.42	1.82	27,895	0.16	20221102	INDSTRL AUTOMTN/ROBOTICS
Godaddy Inc-A	8	GDDY	79.65	0.00	0.20	-1.64	7	0.63	1.56	1	-1.50	1.00	0.37	0.70	1.82	12,480	0.40	20221103	INTERNET SERVICES - DELIVERY
Amerisourcebrgn	6	ABC	152.77	1.20	0.20	-1.66	7	-1.04	1.52	1	-1.50	0.95	0.22	-0.98	1.82	31,663	0.15	20221103	MEDICAL/DENTAL-SUPPLIES
Adient Plc	4	ADNT	34.50	0.00	0.20	-1.60	7	0.35	2.04	1	-1.50	0.89	0.01	0.42	2.10	3,271	0.99	20221104	AUTO/TRUCK-ORIGINAL EQP
Marriott Intl-A	4	MAR	155.43	0.77	0.20	-1.60	7	0.07	1.56	1	-1.50	0.78	0.25	0.14	1.82	50,445	0.08	20221103	HOTELS & MOTELS
Univar Solutns	3	UNVR	25.10	0.00	0.20	-1.87	7	0.07	1.56	1	-1.50	0.78	0.24	0.14	1.82	4,187	0.83	20221101	CHEMICALS-DIVERSIFIED
Natera Inc	6	NTRA	45.31	0.00	0.09	0.84	8	-0.49	1.11	4	1.19	0.22	-0.27	-0.42	1.47	4,393	0.51	20221103	MEDICAL SERVICES
Natl Fuel Gas	10	NFG	65.92	2.88	0.09	3.31	8	0.91	0.67	4	1.19	-0.11	-0.35	0.98	0.63	6,030	0.75	20221103	UTILITY-GAS DISTRIBUTION
Consol Edison	10	ED	85.85	3.68	0.07	0.20	8	0.91	1.11	3	0.60	0.80	-0.46	0.98	1.75	30,441	0.14	20221103	UTILITY-ELECTRIC POWER
Autohome Inc	9	ATHM	26.86	1.90	0.07	0.16	8	-0.77	1.15	2	0.60	0.47	0.19	-0.70	1.75	3,372	2.13	20221103	INTERNET SERVICES
Broadridge Finl	8	BR	144.39	2.01	0.07	0.14	8	-0.77	1.11	2	0.60	0.46	0.48	-0.70	1.47	16,987	0.26	20221102	OUTSOURCING
Allogene Therps	6	ALLO	9.79	0.00	0.07	-0.09	8	0.91	1.11	3	0.60	0.19	-2.36	0.98	1.75	1,408	1.50	20221103	MEDICAL-BIOMED/GENETICS
Yum China Hldgs	4	YUMC	40.91	1.17	0.07	0.15	8	-1.18	0.67	2	0.60	0.07	0.16	-1.11	1.05	17,167	0.28	20221101	RETAIL-FOOD & RESTAURANTS
Siga Tech Inc	6	SIGA	9.19	0.00	0.01	-1.42	8	0.91	1.15	1	-0.83	1.22	0.63	0.98	1.96	671	1.91	20221103	MEDICAL-DRUGS
Ingevity Corp	2	NGVT	65.14	0.00	-0.02	-1.58	8	0.91	1.11	1	-1.50	0.89	0.14	0.98	1.47	2,524	2.54	20221102	CHEMICALS-SPECIALTY
Select Medical	6	SEM	24.59	2.03	-0.13	0.50	9	-0.21	-0.04	4	1.19	0.06	-0.02	-0.14	0.56	3,096	1.60	20221103	MEDICAL-HLTH MAINT ORG
Deciphera Pharm	6	DCPH	16.62	0.00	-0.13	0.78	9	-0.21	-0.52	4	1.19	-0.16	-0.08	-0.14	0.00	1,111	2.43	20221101	MEDICAL-BIOMED/GENETICS
Ionis Pharmact	6	IONS	44.32	0.00	-0.13	0.78	9	-0.49	-0.52	4	1.19	-0.20	-0.19	-0.42	0.00	6,291	0.53	20221102	MEDICAL-DRUGS
Cytokinetcs Inc	6	CYTK	46.22	0.00	-0.13	0.78	9	-0.49	0.15	4	1.19	-0.30	-1.15	-0.42	0.56	4,351	0.46	20221103	MEDICAL-BIOMED/GENETICS
Bridgebio Pharm	6	BBIO	10.60	0.00	-0.13	0.78	9	-0.21	-0.45	4	1.19	-0.33	-0.60	-0.14	0.00	1,571	1.57	20221103	MEDICAL-GENERIC DRUGS
Waste Connectn	3	WCN	132.58	0.69	-0.13	0.89	9	-0.91	-0.30	4	1.19	-0.38	-0.36	-0.84	0.00	34,097	0.14	20221102	WASTE REMOVAL SVCS
Palomar Holdngs	7	PLMR	81.67	0.00	-0.13	1.08	9	-0.49	-0.30	4	1.19	-0.57	-1.38	-0.42	0.00	2,062	1.59	20221102	INSURANCE-PROP/CAS/TITLE
Starbucks Corp	4	SBUX	85.21	2.30	-0.15	0.10	9	-0.49	-0.30	2	0.60	0.26	0.67	-0.42	0.49	97,770	0.04	20221103	RETAIL-FOOD & RESTAURANTS
1Life Healthcar	6	ONEM	17.10	0.00	-0.15	0.38	9	-0.49	0.11	2	0.60	0.09	0.08	-0.42	0.56	3,338	0.47	20221102	MEDICAL INFORMATION SYSTEMS
Mdu Resources	3	MDU	27.81	3.13	-0.15	0.10	9	-0.49	-0.49	2	0.60	-0.07	0.21	-0.42	0.00	5,655	0.84	20221103	UTILITY-GAS DISTRIBUTION
Acushnet Hldgs	4	GOLF	45.58	1.58	-0.15	0.41	9	-0.91	-0.30	2	0.60	-0.21	0.20	-0.84	0.00	3,244	1.92	20221103	LEISURE & RECREATION PROD
Exp World Hldgs	11	EXPI	12.59	1.43	-0.36	2.38	10	-0.35	-0.97	8	0.93	-0.20	-0.25	-0.28	-0.07	1,911	1.85	20221101	REAL ESTATE OPERATIONS
Crocs Inc	4	CROX	79.52	0.00	-0.36	0.60	10	-0.21	-0.86	8	0.93	-0.26	-0.04	-0.14	-0.56	4,902	0.21	20221103	TEXTILE-APPAREL MFG
Curtiss Wright	3	CW	168.39	0.45	-0.36	1.47	10	-0.21	-0.71	8	0.93	-0.28	-0.09	-0.14	-0.56	6,465	0.73	20221102	AEROSPACE/DEFENSE EQUIP
Yelp Inc	9	YELP	38.78	0.00	-0.36	0.63	10	-0.21	-0.82	8	0.93	-0.29	-0.13	-0.14	-0.56	2,757	1.08	20221103	INTERNET CONTENT
Prothena Cp Plc	6	PRTA	60.35	0.00	-0.36	2.05	10	-0.21	-0.93	8	0.93	-0.29	-0.13	-0.14	-0.56	2,832	0.29	20221103	MEDICAL-BIOMED/GENETICS
Regal Beloit Cp	3	RRX	151.08	0.93	-0.36	1.47	10	-0.21	-0.75	8	0.93	-0.32	-0.24	-0.14	-0.56	10,043	0.32	20221031	MACHINERY-ELECTRICAL
Global Net Leas	11	GNL	11.76	13.60	-0.36	2.38	10	-0.07	-0.93	8	0.93	-0.36	-0.23	0.00	-0.56	1,219	2.51	20221103	REIT-EQTY TRUST - OTHER
Banco Itau -Adr	7	ITUB	5.50	0.63	-0.36	1.80	10	-0.21	-0.78	8	0.93	-0.40	-0.47	-0.14	-0.56	53,900	0.10	20221103	BANKS-FOREIGN
Denbury Inc	1	DEN	94.55	0.00	-0.36	1.18	10	-0.21	-0.93	8	0.93	-0.40	-0.49	-0.14	-0.56	4,701	0.22	20221103	OIL & GAS-U S EXPLO & PROD

Date: 10-26-2022

Cross Sector Analysis - Stocks are ranked from most to least attractive **INDEPENDENT OF SECTOR GROUPING**

SECTOR CODES: 1-Energy, 2-Materials, 3-Industrials, 4-Consumer Discretionary, 5-Consumer Staples, 6-Healthcare

SECTOR CODES: 7-Financials, 8-Information Technology, 9-Communication Services, 10-Utilities, 11-Real Estate

COMPANY	SECTOR	TICKER	PRICE	YIELD	XSEC IPSCORE	Behavioral Preference Factor	ABSOLUTE-SCALE METRICS			RELATIVE-SCALE METRICS					MKT CAP \$millions	DAYS2TR	EPS REPORT DATE	INDUSTRY GROUP	
							ABS DCOORD	TECH OUTLK	FUNDA OUTLK	REL DCOORD	rPSCORE	VTCAVG	VSCORE	TSCORE					CSCORE
Motorola Solutn	8	MSI	239.68	1.32	-0.36	2.02	10	-0.21	-0.75	8	0.93	-0.44	-0.60	-0.14	-0.56	40,098	0.15	20221103	WIRELESS EQUIPMENT
Marathon Oil Cp	1	MRO	29.65	1.08	-0.36	1.71	10	-0.21	-0.93	8	0.93	-0.45	-0.64	-0.14	-0.56	20,983	0.06	20221102	OIL & GAS-U S INTEGRATED
Eog Res Inc	1	EOG	132.00	2.27	-0.36	1.71	10	-0.21	-1.34	8	0.93	-0.51	-0.26	-0.14	-1.05	77,358	0.05	20221103	OIL & GAS-U S EXPLO & PROD
Yum! Brands Inc	4	YUM	111.24	2.05	-0.36	2.21	10	-1.32	-1.30	8	0.93	-0.51	-0.13	-1.25	-1.05	31,653	0.13	20221102	RETAIL-FOOD & RESTAURANTS
Provention Bio	6	PRVB	6.68	0.00	-0.36	2.05	10	-0.21	-0.97	8	0.93	-0.58	-1.03	-0.14	-0.56	428	2.18	20221103	MEDICAL-BIOMED/GENETICS
Devon Energy	1	DVN	75.51	8.21	-0.36	1.71	10	-0.21	-1.38	8	0.93	-0.58	-0.48	-0.14	-1.05	49,444	0.03	20221101	OIL & GAS-U S EXPLO & PROD
Ranger Oil Cp	1	ROCC	40.97	0.00	-0.36	2.24	10	-0.63	-0.97	8	0.93	-0.61	-0.25	-0.56	-0.98	1,791	1.40	20221102	OIL & GAS-U S EXPLO & PROD
Clearfield Inc	8	CLFD	118.60	0.00	-0.36	2.02	10	-0.21	-0.82	8	0.93	-0.67	-1.32	-0.14	-0.56	1,634	0.94	20221103	WIRELESS EQUIPMENT
Bionano Genomic	6	BNGO	2.34	0.00	-0.36	2.05	10	-0.63	-0.97	8	0.93	-0.68	-0.93	-0.56	-0.56	678	1.59	20221103	MEDICAL-BIOMED/GENETICS
Transmedics Grp	6	TMDX	47.51	0.00	-0.36	2.05	10	-0.21	-1.41	8	0.93	-0.75	-1.03	-0.14	-1.05	1,335	1.82	20221103	MEDICAL INSTRUMENTS
Mfa Financial	7	MFA	9.64	18.26	-0.38	2.90	10	-0.35	-1.45	8	0.51	-0.89	-0.38	-0.28	-1.89	981	1.02	20221103	REIT-MORTGAGE TRUST
Cinemark Hldgs	9	CNK	10.01	0.00	-0.41	-0.93	10	1.60	-1.01	7	-0.33	0.33	-0.01	1.67	-0.56	1,207	0.64	20221104	LEISURE & RECREATION SVCS
Dominion Energy	10	D	66.92	3.99	-0.41	0.61	10	1.32	-0.71	7	-0.33	0.32	-0.32	1.39	-0.07	55,711	0.08	20221104	UTILITY-ELECTRIC POWER
Healthpeak Pty	11	PEAK	23.04	5.21	-0.41	0.50	10	1.32	-0.75	7	-0.33	0.32	-0.32	1.39	-0.07	12,432	0.21	20221101	REIT-EQTY TRUST - OTHER
Rent-A-Center	4	RCII	19.90	6.83	-0.41	0.47	10	1.60	-0.97	7	-0.33	0.30	-0.13	1.67	-0.56	1,178	1.11	20221102	CONS SERVICES - MISC
Epr Properties	11	EPR	38.46	8.58	-0.41	0.50	10	1.60	-0.75	7	-0.33	0.25	-0.26	1.67	-0.56	2,885	1.15	20221102	REIT-EQTY TRUST - RETAIL
Hologic Inc	6	HOLX	65.30	0.00	-0.41	0.03	10	0.35	-0.82	7	-0.33	0.24	-0.32	0.42	-0.56	16,302	0.22	20221031	MEDICAL INSTRUMENTS
Ma-Com Tech Sol	8	MTSI	57.46	0.00	-0.41	0.03	10	1.04	-0.97	7	-0.33	0.23	-0.31	1.11	-0.07	4,022	1.03	20221103	SEMI-ANALOG & MIXED
Liberty Brdbd-A	9	LBRDA	79.79	0.00	-0.41	-1.13	10	1.32	-0.86	7	-0.33	0.23	-0.06	1.39	-0.56	12,270	1.29	20221104	CABLE TV
Doordash Inc	4	DASH	47.46	0.00	-0.41	-0.89	10	1.32	-1.01	7	-0.33	0.23	-0.06	1.39	-0.56	18,323	0.11	20221103	INTERNET SERVICES
Pra Group Inc	7	PRAA	31.92	0.00	-0.41	0.04	10	1.32	-0.78	7	-0.33	0.22	-0.08	1.39	-0.56	1,244	2.80	20221103	FINANCE-MISC SERVICES
Global Med Reit	11	GMRE	8.53	9.85	-0.41	0.04	10	1.32	-0.82	7	-0.33	0.19	-0.19	1.39	-0.56	559	2.90	20221102	REIT-EQTY TRUST - OTHER
Nova Ltd	8	NVMI	74.75	0.00	-0.41	0.43	10	1.60	-1.01	7	-0.33	0.18	-0.04	1.67	-0.98	2,144	1.71	20221103	ELEC-SEMICONDUCTORS
Xp Inc-A	7	XP	17.76	0.00	-0.41	0.60	10	1.32	-0.93	7	-0.33	0.16	-0.82	1.39	-0.07	9,938	0.30	20221102	FINANCE-MISC SERVICES
Canopy Growth	6	CGC	2.91	0.00	-0.41	0.83	10	-1.32	-0.93	6	-0.33	0.14	0.80	-1.25	-0.07	1,398	0.56	20221104	MEDICAL PRODUCTS
Altair Engineer	8	ALTR	47.40	0.00	-0.41	0.43	10	1.32	-1.01	7	-0.33	0.14	-0.34	1.39	-0.56	3,789	1.35	20221103	ENGINEERING/R&D SVCS
Spirit Aerosys	3	SPR	24.70	0.16	-0.41	0.49	10	1.32	-1.01	7	-0.33	0.13	-0.38	1.39	-0.56	2,597	0.54	20221103	AEROSPACE/DEFENSE EQUIP
Nomad Foods Ltd	5	NOMD	13.46	0.00	-0.41	0.87	10	-0.35	-0.86	6	-0.33	0.11	0.70	-0.28	-0.07	2,322	1.11	20221103	FOOD-MISC/DIVERSIFIED
Avista Corp	10	AVA	39.78	4.42	-0.41	0.04	10	-0.35	-0.75	7	-0.33	0.10	-0.47	-0.28	-0.56	2,903	1.56	20221101	UTILITY-ELECTRIC POWER
Phillips Edison	11	PECO	29.62	3.78	-0.41	0.50	10	1.32	-0.75	7	-0.33	0.10	-0.47	1.39	-0.56	3,359	1.32	20221103	REIT-EQTY TRUST - RETAIL
Franklin Resour	7	BEN	23.45	4.95	-0.41	0.04	10	1.32	-1.38	7	-0.33	0.07	-0.01	1.39	-1.05	11,686	0.36	20221101	FINANCE-INVESTMENT MGMT
Monster Beverag	5	MNST	91.66	0.00	-0.41	0.45	10	1.46	-1.38	7	-0.33	0.06	-0.17	1.53	-1.05	48,294	0.10	20221103	BEVERAGES-SOFT DRINKS
Public Sv Entrp	10	PEG	56.08	3.85	-0.41	0.61	10	1.60	-0.75	7	-0.33	0.04	-0.94	1.67	-0.56	27,976	0.15	20221031	UTILITY-ELECTRIC POWER
Regeneron Pharm	6	REGN	747.33	0.00	-0.41	0.43	10	1.46	-1.38	7	-0.33	0.04	-0.25	1.53	-1.05	81,465	0.04	20221103	MEDICAL-BIOMED/GENETICS
Zoetis Inc	6	ZTS	152.30	0.85	-0.41	0.43	10	1.32	-1.27	7	-0.33	0.03	-0.12	1.39	-1.05	71,298	0.09	20221103	MEDICAL-DRUGS
Air Prods & Che	2	APD	251.56	2.58	-0.41	0.03	10	1.46	-1.23	7	-0.33	0.02	-0.30	1.53	-1.05	55,796	0.10	20221103	CHEMICALS-DIVERSIFIED
Cenovus Energy	1	CVE	19.51	1.64	-0.41	0.57	10	-0.21	-1.38	7	-0.33	-0.01	-0.39	-0.14	-1.05	37,525	0.15	20221102	OIL & GAS-CDN INTEGRATED

Date: 10-26-2022

Cross Sector Analysis - Stocks are ranked from most to least attractive **INDEPENDENT OF SECTOR GROUPING**

SECTOR CODES: 1-Energy, 2-Materials, 3-Industrials, 4-Consumer Discretionary, 5-Consumer Staples, 6-Healthcare

SECTOR CODES: 7-Financials, 8-Information Technology, 9-Communication Services, 10-Utilities, 11-Real Estate

COMPANY	SECTOR	TICKER	PRICE	YIELD	XSEC IPSCORE	Behavioral Preference Factor	ABSOLUTE-SCALE METRICS			RELATIVE-SCALE METRICS					MKT CAP \$millions	DAYS2TR	EPS REPORT DATE	INDUSTRY GROUP	
							ABS DCOORD	TECH OUTLK	FUNDA OUTLK	REL DCOORD	rPSCORE	VTCAVG	VSCORE	TSCORE					CSCORE
Omniceil Inc	6	OMCL	78.40	0.00	-0.41	0.83	10	-0.35	-0.86	6	-0.33	-0.02	0.86	-0.28	-0.56	3,472	0.71	20221102	MEDICAL INFORMATION SYSTEMS
Owens & Minor	6	OMI	16.75	0.01	-0.41	0.03	10	1.32	-1.01	7	-0.33	-0.03	-0.40	1.39	-0.98	1,277	1.22	20221102	MEDICAL PRODUCTS
Celanese Corp	2	CE	96.02	2.83	-0.41	0.77	10	-0.35	-0.93	6	-0.33	-0.04	0.79	-0.28	-0.56	10,404	0.26	20221103	CHEMICALS-SPECIALTY
Roku Inc	9	ROKU	55.34	0.00	-0.41	-0.35	10	1.60	-1.01	7	-0.33	-0.04	-0.06	1.67	-0.07	7,633	0.05	20221102	BROADCASTING-RADIO/TV
Lci Industries	4	LCII	101.16	4.15	-0.41	0.90	10	-0.35	-0.89	6	-0.33	-0.06	0.73	-0.28	-0.56	2,572	1.35	20221101	AUTO/TRUCK-ORIGINAL EQP
Utd Therapeutic	6	UTHR	226.76	0.00	-0.41	0.43	10	1.46	-0.97	7	-0.33	-0.08	-1.16	1.53	-0.56	10,321	0.38	20221102	MEDICAL-DRUGS
Schrodinger Inc	6	SDGR	22.68	0.00	-0.41	0.43	10	-0.07	-0.75	7	-0.33	-0.09	-0.22	0.00	-0.07	1,615	2.74	20221103	MEDICAL INFORMATION SYSTEMS
Resolute Forest	2	RFP	20.50	0.00	-0.41	0.40	10	1.04	-1.34	7	-0.33	-0.10	-0.26	1.11	-1.05	1,577	2.10	20221103	PAPER & PAPER PRODUCTS
Supernus Pharma	6	SUPN	34.26	0.00	-0.41	1.18	10	-0.21	-0.86	6	-0.33	-0.11	0.41	-0.14	-0.56	1,833	1.80	20221102	MEDICAL-GENERIC DRUGS
Cvr Energy Inc	1	CVI	40.22	3.98	-0.41	0.57	10	1.46	-1.34	7	-0.33	-0.12	-0.35	1.53	-1.40	4,043	0.84	20221031	OIL REFINING & MARKETING
Qurate Retail-A	4	QRTEA	2.31	0.00	-0.41	-0.65	10	-0.35	-0.97	6	-0.33	-0.12	0.52	-0.28	-0.56	883	1.96	20221104	ELECTRONIC COMMERCE
Under Armour-C	4	UA	6.53	0.00	-0.41	-0.65	10	-0.35	-0.89	6	-0.33	-0.13	0.49	-0.28	-0.56	2,973	1.27	20221103	TEXTILE-APPAREL MFG
Ebay Inc	4	EBAY	38.97	2.26	-0.41	-0.65	10	-0.35	-0.75	6	-0.33	-0.14	0.49	-0.28	-0.56	21,409	0.11	20221102	ELECTRONIC COMMERCE
Univl Display	8	OLED	98.41	1.22	-0.41	1.16	10	1.32	-0.93	6	-0.33	-0.14	0.48	1.39	-0.56	4,648	0.68	20221103	ELEC-MISC COMPONENTS
Restaurant Brnd	4	QSR	57.46	3.76	-0.41	-0.34	10	-0.21	-0.75	6	-0.33	-0.18	0.21	-0.14	-0.56	17,592	0.33	20221103	RETAIL-FOOD & RESTAURANTS
Gray Televisn	9	GTN	15.49	2.07	-0.41	-0.68	10	-0.35	-1.01	6	-0.33	-0.19	0.32	-0.28	-0.56	1,442	2.70	20221104	BROADCASTING-RADIO/TV
Digital Turbine	8	APPS	15.10	0.00	-0.41	0.82	10	-0.35	-1.01	6	-0.33	-0.19	0.30	-0.28	-0.56	1,493	0.64	20221101	INTERNET SOFTWARE
Fox Corp-B	9	FOX	28.00	1.79	-0.41	-0.68	10	-0.35	-0.86	6	-0.33	-0.20	0.29	-0.28	-0.56	15,375	0.61	20221101	BROADCASTING-RADIO/TV
Ny Times A	9	NYT	29.29	1.23	-0.41	-0.35	10	1.32	-0.93	6	-0.33	-0.20	0.28	1.39	-0.56	4,869	0.59	20221102	PUBLISHING-NEWSPAPERS
Martin Mrt-Matl	2	MLM	332.79	0.79	-0.41	-0.92	10	-0.07	-0.82	7	-0.33	-0.20	-0.01	0.00	-0.56	20,755	0.19	20221102	BLDG-CEMENT/CONCRT/AG
Amcor Plc	2	AMCR	11.47	4.18	-0.41	-0.77	10	-0.07	-0.82	7	-0.33	-0.21	-0.03	0.00	-0.56	17,079	0.29	20221101	CONTAINERS-PAPER/PLASTIC
Aerojet Rocketd	3	AJRD	47.49	0.00	-0.41	0.49	10	-0.21	-0.93	6	-0.33	-0.21	0.11	-0.14	-0.56	3,820	1.15	20221101	AEROSPACE/DEFENSE EQUIP
Hostess Brands	5	TWPK	25.74	0.00	-0.41	1.23	10	-0.21	-0.78	6	-0.33	-0.21	0.10	-0.14	-0.56	3,513	0.92	20221102	FOOD-CONFECTIONERY
Sinclair Broadc	9	SBGI	19.41	5.15	-0.41	-0.68	10	-0.35	-0.86	6	-0.33	-0.21	0.24	-0.28	-0.56	1,391	1.90	20221102	BROADCASTING-RADIO/TV
Guardant Health	6	GH	46.71	0.00	-0.41	0.43	10	-0.07	-0.82	7	-0.33	-0.22	-0.06	0.00	-0.56	4,775	0.46	20221103	MEDICAL-BIOMED/GENETICS
Service Corp In	4	SCI	60.72	1.65	-0.41	-0.89	10	-0.07	-0.78	7	-0.33	-0.22	-0.06	0.00	-0.56	9,574	0.35	20221101	FUNERAL SVCS & REL
Immunogen Inc	6	IMGN	6.05	0.00	-0.41	1.18	10	-0.21	-0.93	6	-0.33	-0.23	0.06	-0.14	-0.56	1,335	1.16	20221104	MEDICAL-DRUGS
Trane Tech Plc	3	TT	153.96	1.74	-0.41	0.49	10	-0.21	-0.75	6	-0.33	-0.23	0.05	-0.14	-0.56	35,675	0.13	20221102	TECHNOLOGY SERVICES
Biocryst Pharma	6	BCRX	13.67	0.00	-0.41	1.18	10	-0.63	-1.01	6	-0.33	-0.23	0.46	-0.56	-0.56	2,542	0.74	20221101	MEDICAL-DRUGS
Lgi Homes Inc	4	LGIH	87.80	0.00	-0.41	-0.65	10	-1.60	-0.97	6	-0.33	-0.24	0.17	-1.53	-0.56	2,043	1.35	20221101	REAL ESTATE DEVELOPMENT
Goodyear Tire	4	GT	12.13	0.00	-0.41	-0.65	10	-0.35	-0.93	6	-0.33	-0.25	0.12	-0.28	-0.56	3,430	0.54	20221031	RUBBER-TIRES
Inspire Med Sys	6	INSP	181.05	0.00	-0.41	0.43	10	-0.07	-0.97	7	-0.33	-0.27	-0.21	0.00	-0.56	5,004	0.49	20221101	MEDICAL INFORMATION SYSTEMS
Kennedy-Wilson	11	KW	16.26	5.90	-0.41	1.37	10	-0.07	-0.93	6	-0.33	-0.28	0.05	0.00	-0.56	2,240	2.38	20221102	REAL ESTATE OPERATIONS
Etsy Inc	4	ETSY	103.24	0.00	-0.41	-0.89	10	-0.07	-0.93	7	-0.33	-0.28	-0.25	0.00	-0.56	13,071	0.07	20221102	INTERNET SERVICES
Lancaster Colon	5	LANC	176.01	1.82	-0.41	1.23	10	-0.21	-1.27	6	-0.33	-0.28	0.43	-0.14	-1.05	4,850	0.81	20221102	FOOD-MISC/DIVERSIFIED
Ventas Inc	11	VTR	39.12	4.60	-0.41	0.97	10	-0.07	-0.86	7	-0.33	-0.29	-0.26	0.00	-0.56	15,637	0.26	20221103	REIT-EQTY TRUST - OTHER
Dynatrace Hldgs	8	DT	35.26	0.00	-0.41	0.43	10	-0.07	-0.82	7	-0.33	-0.29	-0.27	0.00	-0.56	10,132	0.32	20221102	IT SERVICES



Date: 10-26-2022

Cross Sector Analysis - Stocks are ranked from most to least attractive **INDEPENDENT OF SECTOR GROUPING**

SECTOR CODES: 1-Energy, 2-Materials, 3-Industrials, 4-Consumer Discretionary, 5-Consumer Staples, 6-Healthcare

SECTOR CODES: 7-Financials, 8-Information Technology, 9-Communication Services, 10-Utilities, 11-Real Estate

COMPANY	SECTOR	TICKER	PRICE	YIELD	XSEC IPSCORE	Behavioral Preference Factor	ABSOLUTE-SCALE METRICS			RELATIVE-SCALE METRICS					MKT CAP \$millions	DAYS2TR	EPS REPORT DATE	INDUSTRY GROUP	
							ABS DCOORD	TECH OUTLK	FUNDA OUTLK	REL DCOORD	rPSCORE	VTCAVG	VSCORE	TSCORE					CSCORE
Opendoor Tech	11	OPEN	2.72	0.00	-0.41	0.97	10	-0.35	-1.01	6	-0.33	-0.32	0.38	-0.28	-0.98	1,711	0.52	20221103	TECHNOLOGY SERVICES
Sprout Social	8	SPT	58.86	0.00	-0.41	0.43	10	-0.07	-1.01	7	-0.33	-0.33	-0.41	0.00	-0.56	3,204	0.87	20221103	INTERNET SERVICES
Brookfield Infr	11	BIP	35.62	4.04	-0.41	1.37	10	1.60	-0.82	7	-0.33	-0.35	-0.48	1.67	-0.56	16,310	1.39	20221102	REIT-EQTY TRUST - OTHER
Zillow Group	11	ZG	31.29	0.00	-0.41	0.97	10	-0.35	-1.01	6	-0.33	-0.36	0.25	-0.28	-0.98	7,707	1.40	20221102	INTERNET SERVICES
Wp Carey Inc	11	WPC	73.50	5.77	-0.41	1.37	10	-0.07	-0.75	7	-0.33	-0.38	-0.54	0.00	-0.56	14,179	0.28	20221104	REIT-EQTY TRUST - OTHER
Four Cornrs Ppt	11	FCPT	24.47	5.44	-0.41	1.37	10	-0.07	-0.78	7	-0.33	-0.38	-0.55	0.00	-0.56	1,993	2.27	20221101	REIT-EQTY TRUST - OTHER
Trinseo Plc	2	TSE	18.00	7.11	-0.41	0.77	10	1.32	-1.45	6	-0.33	-0.38	0.67	1.39	-1.40	630	2.60	20221102	RUBBER & PLASTIC PRODUCTS
Xylem Inc	3	XYL	98.22	1.22	-0.41	0.49	10	-0.21	-1.23	6	-0.33	-0.39	0.10	-0.14	-1.05	17,697	0.27	20221101	MACHINERY-GEN INDUSTRIAL
Bio-Techne Cp	6	TECH	296.60	0.43	-0.41	0.43	10	-0.07	-1.27	7	-0.33	-0.41	-0.09	0.00	-1.05	11,633	0.26	20221101	MEDICAL-BIOMED/GENETICS
Cardinal Health	6	CAH	73.72	2.69	-0.41	1.18	10	-0.21	-1.19	6	-0.33	-0.41	0.04	-0.14	-1.05	19,316	0.11	20221104	MEDICAL/DENTAL-SUPPLIES
Lilly Eli & Co	6	LLY	351.31	1.12	-0.41	0.43	10	1.46	-0.86	7	-0.33	-0.47	-2.37	1.53	-0.56	333,806	0.02	20221101	LARGE CAP PHARMA
Liberty Glbl-C	9	LBTYK	17.83	0.00	-0.46	-2.04	10	1.32	-0.86	5	-1.50	0.60	0.55	1.39	-0.07	8,644	0.55	20221101	BROADCASTING-RADIO/TV
Amc Networks- A	9	AMCX	22.46	0.00	-0.46	-2.04	10	1.32	-0.82	5	-1.50	0.53	0.88	1.39	-0.56	952	2.76	20221104	BROADCASTING-RADIO/TV
Steris Plc	6	STE	171.90	1.09	-0.46	-0.78	10	1.32	-0.86	5	-1.50	0.52	0.85	1.39	-0.56	17,193	0.23	20221101	MEDICAL INSTRUMENTS
Dentsply Sirona	6	XRAY	30.31	1.65	-0.46	-0.78	10	1.32	-1.30	5	-1.50	0.47	1.26	1.39	-1.05	6,530	0.40	20221103	MEDICAL/DENTAL-SUPPLIES
Littelfuse Inc	8	LFUS	215.40	1.11	-0.46	-0.77	10	1.32	-0.93	5	-1.50	0.47	0.70	1.39	-0.56	5,332	1.20	20221101	ELEC-MISC COMPONENTS
Trupanion Inc	7	TRUP	50.43	0.00	-0.46	-1.08	10	1.32	-1.01	5	-1.50	0.47	0.68	1.39	-0.56	2,055	0.77	20221103	INSURANCE-ACC & HEALTH
Vornado Rlty Tr	11	VNO	23.75	8.93	-0.46	-0.91	10	1.32	-0.93	5	-1.50	0.44	0.61	1.39	-0.56	4,555	0.32	20221031	REIT-EQTY TRUST - OTHER
Organon&Co	6	OGN	24.73	4.53	-0.46	-0.78	10	1.60	-1.38	5	-1.50	0.44	1.26	1.67	-1.40	6,290	0.49	20221103	MEDICAL SERVICES
Americold Rlty	11	COLD	23.13	3.80	-0.46	-0.91	10	1.60	-0.82	5	-1.50	0.44	0.31	1.67	-0.56	6,230	0.57	20221103	REIT-EQTY TRUST - OTHER
Sotera Health	6	SHC	7.09	0.00	-0.46	-0.78	10	1.32	-0.86	5	-1.50	0.43	0.58	1.39	-0.56	2,006	1.85	20221102	MEDICAL SERVICES
Nxp Semiconduct	8	NXPI	148.74	2.27	-0.46	-0.77	10	1.60	-0.86	5	-1.50	0.43	0.28	1.67	-0.56	39,059	0.07	20221031	SEMI-ANALOG & MIXED
Evo Payments	8	EVOP	33.37	0.00	-0.46	-0.77	10	1.18	-0.97	5	-1.50	0.42	0.39	1.25	-0.56	1,727	1.32	20221102	FINANCIAL TRANSACTION SERVICES
Liberty Media-A	9	FWONA	53.21	0.00	-0.46	-1.85	10	1.60	-0.86	5	-1.50	0.42	0.24	1.67	-0.56	12,392	2.73	20221104	MEDIA CONGLOMERATES
Beacon Roofing	3	BECN	54.50	0.00	-0.46	-0.89	10	1.60	-0.86	5	-1.50	0.41	0.24	1.67	-0.56	3,543	0.60	20221103	BLDG PROD-RETAIL/WHLSLE
Graftech Intl	3	EAF	5.26	0.76	-0.46	-0.89	10	1.60	-0.78	5	-1.50	0.40	0.19	1.67	-0.56	1,369	2.10	20221104	METAL PROC & FABRICATION
Revolve Group	4	RVLV	23.63	0.00	-0.46	-1.96	10	0.35	-1.01	5	-1.50	0.40	0.19	0.42	-0.56	1,733	0.90	20221102	ELECTRONIC COMMERCE
Qorvo Inc	8	QRVO	86.04	0.00	-0.46	-0.77	10	1.60	-0.97	5	-1.50	0.40	0.47	1.67	-0.56	8,880	0.22	20221102	SEMI-RADIO FREQ
Fate Therapeutc	6	FATE	19.66	0.00	-0.46	-0.38	10	1.32	-0.75	5	-1.50	0.39	0.43	1.39	-0.56	1,907	1.08	20221103	MEDICAL-BIOMED/GENETICS
Exact Sciences	6	EXAS	33.38	0.00	-0.46	-0.38	10	-0.35	-0.86	5	-1.50	0.39	0.43	-0.28	-0.56	5,907	0.35	20221103	MEDICAL-BIOMED/GENETICS
Liberty Brdbd-C	9	LBRDK	79.41	0.00	-0.46	-0.88	10	1.32	-0.86	5	-1.50	0.37	0.39	1.39	-0.56	12,212	0.25	20221104	CABLE TV
Catalent Inc	6	CTLT	71.36	0.00	-0.46	-0.78	10	1.32	-0.93	5	-1.50	0.37	0.38	1.39	-0.56	12,837	0.22	20221101	MEDICAL-DRUGS
Equinix Inc	11	EQIX	554.89	2.23	-0.46	-0.45	10	1.60	-0.75	5	-1.50	0.37	0.10	1.67	-0.56	50,537	0.09	20221102	REIT-EQTY TRUST - RETAIL
Encore Cap Grp	7	ECPG	48.70	0.00	-0.46	-1.08	10	1.32	-0.93	5	-1.50	0.36	0.35	1.39	-0.56	1,163	2.26	20221102	FINANCE-CONSUMER LOANS
Scotts Mircl-Gr	2	SMG	47.26	5.59	-0.46	-1.67	10	1.32	-0.97	5	-1.50	0.36	0.35	1.39	-0.56	2,618	0.48	20221102	FERTILIZERS
Papa Johns Intl	4	PZZA	71.06	2.36	-0.46	-1.96	10	1.32	-0.93	5	-1.50	0.35	0.33	1.39	-0.56	2,512	0.56	20221103	RETAIL-FOOD & RESTAURANTS
Adtelum Gbl Edu	4	ATGE	40.93	0.00	-0.46	-1.96	10	-0.21	-0.89	5	-1.50	0.35	0.18	-0.14	-0.56	1,858	1.57	20221103	SCHOOLS

Date: 10-26-2022

Cross Sector Analysis - Stocks are ranked from most to least attractive **INDEPENDENT OF SECTOR GROUPING**

SECTOR CODES: 1-Energy, 2-Materials, 3-Industrials, 4-Consumer Discretionary, 5-Consumer Staples, 6-Healthcare

SECTOR CODES: 7-Financials, 8-Information Technology, 9-Communication Services, 10-Utilities, 11-Real Estate

COMPANY	SECTOR	TICKER	PRICE	YIELD	XSEC IPSCORE	Behavioral Preference Factor	ABSOLUTE-SCALE METRICS			RELATIVE-SCALE METRICS					MKT CAP \$millions	DAYS2TR	EPS REPORT DATE	INDUSTRY GROUP	
							ABS DCOORD	TECH OUTLK	FUNDA OUTLK	REL DCOORD	rPSCORE	VTCAVG	VSCORE	TSCORE					CSCORE
Envista Holding	6	NVST	33.67	0.00	-0.46	-0.78	10	1.32	-0.86	5	-1.50	0.34	0.28	1.39	-0.56	5,501	0.40	20221103	MEDICAL PRODUCTS
Allegiant Travl	3	ALGT	70.04	0.00	-0.46	-0.89	10	1.32	-1.01	5	-1.50	0.32	0.71	1.39	-0.98	1,273	1.20	20221102	TRANSPORTATION-AIRLINE
Cable One Inc	9	CABO	800.99	1.42	-0.46	-2.04	10	1.32	-0.86	5	-1.50	0.32	0.23	1.39	-0.56	4,709	0.36	20221103	CABLE TV
Arconic Corp	2	ARNC	21.34	0.00	-0.46	-0.35	10	1.60	-1.34	5	-1.50	0.30	0.44	1.67	-1.05	2,191	1.66	20221101	METAL PROD-DISTRIBUTOR
Ansys Inc	8	ANSS	219.50	0.00	-0.46	-0.38	10	1.32	-0.78	5	-1.50	0.30	0.16	1.39	-0.56	19,112	0.15	20221102	COMPUTER-SOFTWARE
Franchise Group	4	FRG	28.61	8.74	-0.46	-1.96	10	1.32	-0.93	5	-1.50	0.29	0.14	1.39	-0.56	1,155	1.71	20221103	CONSUMER PROD-MISC STAPLES
Sitime Corp	8	SITM	86.40	0.00	-0.46	-0.38	10	1.32	-0.97	5	-1.50	0.27	0.07	1.39	-0.56	1,839	0.84	20221102	ELEC PRODUCTS-MISC
Adv Micro Dev	8	AMD	61.47	0.00	-0.46	-0.77	10	1.60	-1.01	5	-1.50	0.25	0.21	1.67	-0.98	99,232	0.00	20221101	ELEC-SEMICONDUCTORS
Lumen Technolgs	9	LUMN	6.92	14.45	-0.46	-0.88	10	1.32	-1.45	5	-1.50	0.23	0.50	1.39	-1.05	7,165	0.18	20221102	TECHNOLOGY SERVICES
Entegris Inc	8	ENTG	79.74	0.50	-0.46	-0.77	10	1.60	-1.38	5	-1.50	0.23	0.22	1.67	-1.05	11,878	0.19	20221102	ELECTRONICS-MANUFACTURING MACH
Sealed Air Corp	2	SEE	47.62	1.68	-0.46	-0.72	10	1.60	-1.34	5	-1.50	0.22	0.19	1.67	-1.05	6,916	0.49	20221101	CONTAINERS-PAPER/PLASTIC
Black Hills Cor	10	BKH	63.00	3.78	-0.46	-1.11	10	1.60	-0.86	5	-1.50	0.21	0.08	1.67	-0.98	4,084	0.76	20221102	UTILITY-ELECTRIC POWER
Mondelez Intl	5	MDLZ	59.31	2.60	-0.46	-0.40	10	0.35	-1.30	5	-1.50	0.21	0.15	0.42	-1.05	81,288	0.05	20221101	FOOD-MISC/DIVERSIFIED
Novavax Inc	6	NVAX	22.58	0.00	-0.46	-0.78	10	1.32	-1.45	5	-1.50	0.16	0.66	1.39	-1.40	1,764	0.19	20221103	MEDICAL-BIOMED/GENETICS
Camping World	4	CWH	27.30	9.16	-0.46	-0.85	10	1.32	-1.45	5	-1.50	0.15	0.24	1.39	-1.05	2,275	1.10	20221101	LEISURE & RECREATION SVCS
Cryoport Inc	6	CYRX	26.32	0.00	-0.46	-0.38	10	-0.07	-1.01	5	-1.50	0.11	0.42	0.00	-0.07	1,276	2.11	20221103	TRANSPORTATION-SVCS
Fresenius Med	6	FMS	14.18	3.47	-0.46	-0.78	10	-0.07	-0.97	5	-1.50	0.05	0.79	0.00	-0.56	8,310	1.25	20221101	MEDICAL INSTRUMENTS
Ecolab Inc	2	ECL	152.99	1.33	-0.46	-1.67	10	1.60	-0.82	5	-1.50	0.05	0.23	1.67	-0.07	43,601	0.12	20221101	CHEMICALS-SPECIALTY
Aurinia Pharma	6	AUPH	7.40	0.00	-0.46	-0.38	10	-1.32	-1.01	5	-1.50	0.04	0.77	-1.25	-0.56	1,050	1.65	20221102	MEDICAL-DRUGS
Medifast Inc	5	MED	118.53	5.53	-0.46	0.02	10	-0.07	-0.89	5	-1.50	-0.03	0.53	0.00	-0.56	1,306	1.50	20221103	FOOD-MISC/DIVERSIFIED
Fleetcor Tech	8	FLT	177.99	0.00	-0.46	-0.77	10	-0.07	-0.78	5	-1.50	-0.04	0.51	0.00	-0.56	13,352	0.18	20221102	FINANCIAL TRANSACTION SERVICES
Flowserve Corp	3	FLS	27.48	2.91	-0.46	-0.89	10	-0.07	-0.89	5	-1.50	-0.05	0.47	0.00	-0.56	3,591	0.76	20221031	MACHINERY-GEN INDUSTRIAL
Arvinas Inc	6	ARVN	44.15	0.00	-0.46	-0.38	10	-1.32	-0.93	5	-1.50	-0.07	0.42	-1.25	-0.56	2,349	1.67	20221102	MEDICAL-BIOMED/GENETICS
Cia Siderur-Adr	2	SID	2.49	10.90	-0.46	-0.35	10	-0.07	-1.01	5	-1.50	-0.08	0.38	0.00	-0.56	3,455	2.49	20221102	STEEL-PRODUCERS
Siteone Landscp	3	SITE	113.22	0.00	-0.46	-0.89	10	-0.07	-0.86	5	-1.50	-0.12	0.27	0.00	-0.56	5,099	0.61	20221102	INDUSTRIAL SERVICES
Frontdoor Inc	4	FTDR	21.75	0.00	-0.46	-1.77	10	-0.07	-0.97	5	-1.50	-0.12	0.24	0.00	-0.56	1,772	1.62	20221103	BLDG & CONST PROD-MISC
Floor&Decor Hld	4	FND	74.64	0.00	-0.46	-1.96	10	1.32	-0.86	5	-1.50	-0.12	0.24	1.39	-0.56	7,915	0.20	20221103	BLDG PROD-WOOD
Bigcommerce Hld	8	BIGC	14.66	0.00	-0.46	-0.38	10	-0.07	-0.82	5	-1.50	-0.13	0.21	0.00	-0.56	1,076	2.28	20221103	ELECTRONIC COMMERCE
Virgin Galactic	3	SPCE	4.62	0.00	-0.46	-0.43	10	-0.07	-0.97	5	-1.50	-0.17	0.11	0.00	-0.56	1,195	1.15	20221103	AEROSPACE/DEFENSE
Iovance Biothpt	6	IOVA	9.70	0.00	-0.46	-0.38	10	-0.07	-0.89	5	-1.50	-0.18	0.06	0.00	-0.56	1,525	1.24	20221103	MEDICAL-BIOMED/GENETICS
10X Genomics	6	TXG	26.50	0.00	-0.46	-0.38	10	-0.07	-1.01	5	-1.50	-0.19	0.03	0.00	-0.56	2,990	0.85	20221102	MEDICAL INFORMATION SYSTEMS
Leggett & Platt	4	LEG	32.83	5.36	-0.46	-0.85	10	-0.07	-0.97	5	-1.50	-0.22	0.40	0.00	-0.98	4,385	0.78	20221031	FURNITURE
Assurant Inc	7	AIZ	152.74	1.78	-0.46	-1.08	10	-0.07	-1.30	5	-1.50	-0.37	0.01	0.00	-1.05	8,127	0.44	20221101	INSURANCE-MULTI LINE
Agco Corp	3	AGCO	118.70	0.81	-0.57	0.44	11	-1.04	1.11	4	1.19	0.29	-0.07	-0.98	1.75	8,855	0.34	20221101	MACHINERY-FARM
Balchem Cp Cl-B	2	BCPC	134.89	0.47	-0.57	0.36	11	-1.04	1.15	4	1.19	0.21	-0.34	-0.98	1.75	4,333	2.42	20221104	CHEMICALS-SPECIALTY
Zimmer Biomet	6	ZBH	110.73	0.87	-0.57	0.68	11	-1.32	1.08	4	1.19	0.11	-0.03	-1.25	1.47	23,233	0.22	20221102	MEDICAL PRODUCTS
Intrepid Potash	2	IPI	45.32	0.00	-0.57	0.63	11	-1.32	1.11	4	1.19	0.11	-0.04	-1.25	1.47	617	2.44	20221102	FERTILIZERS

Date: 10-26-2022

Cross Sector Analysis - Stocks are ranked from most to least attractive **INDEPENDENT OF SECTOR GROUPING**

SECTOR CODES: 1-Energy, 2-Materials, 3-Industrials, 4-Consumer Discretionary, 5-Consumer Staples, 6-Healthcare

SECTOR CODES: 7-Financials, 8-Information Technology, 9-Communication Services, 10-Utilities, 11-Real Estate

COMPANY	SECTOR	TICKER	PRICE	YIELD	XSEC IPSCORE	Behavioral Preference Factor	ABSOLUTE-SCALE METRICS			RELATIVE-SCALE METRICS					MKT CAP \$millions	DAYS2TR	EPS REPORT DATE	INDUSTRY GROUP	
							ABS DCOORD	TECH OUTLK	FUNDA OUTLK	REL DCOORD	rPSCORE	VTCAVG	VSCORE	TSCORE					CSCORE
Workiva Inc	8	WK	76.89	0.00	-0.57	0.67	11	-1.32	1.15	4	1.19	0.11	-0.06	-1.25	1.47	4,004	0.65	20221102	INTERNET SOFTWARE
Liberty Siri-C	9	LSXMK	42.31	0.00	-0.57	0.77	11	-1.60	1.15	4	1.19	0.08	0.00	-1.53	1.47	9,258	0.86	20221104	SATELLITE COMMUNICATION
Xenia Htls&Rsrt	11	XHR	16.60	2.41	-0.57	0.46	11	-1.32	1.11	4	1.19	0.06	-0.21	-1.25	1.47	1,898	2.71	20221102	REIT-EQTY TRUST - OTHER
Skyline Corp	4	SKY	59.48	0.00	-0.57	0.73	11	-1.46	1.11	4	1.19	0.05	-0.09	-1.39	1.47	3,384	1.10	20221101	BLDG-MOBILE/MFG & RV
Tanger Fact Out	11	SKT	17.56	4.56	-0.57	0.79	11	-1.04	1.11	4	1.19	0.05	-0.51	-0.98	1.47	1,833	1.81	20221102	REIT-EQTY TRUST - RETAIL
Procore Tech	8	PCOR	54.70	0.00	-0.57	0.67	11	-1.32	1.15	4	1.19	0.03	-0.58	-1.25	1.47	7,415	0.51	20221102	TECHNOLOGY SERVICES
Itt Inc	3	ITT	73.83	1.43	-0.57	0.44	11	0.07	1.08	4	1.19	0.02	-0.03	0.14	1.47	6,106	0.91	20221103	DIVERSIFIED OPERATIONS
Iaa Inc	3	IAA	37.09	0.00	-0.57	0.44	11	-1.46	1.11	4	1.19	0.02	-0.18	-1.39	1.47	4,961	0.71	20221101	AUTO MFRS-DOMESTIC
Ceridian Hcm	8	CDAY	63.46	0.00	-0.57	0.67	11	-1.04	1.19	4	1.19	0.02	-0.19	-0.98	1.47	9,713	0.34	20221102	INTERNET SOFTWARE
Mgm Resorts Int	4	MGM	34.19	0.03	-0.57	0.42	11	-1.60	1.19	4	1.19	0.00	-0.11	-1.53	1.47	13,440	0.14	20221102	GAMING
Icahn Enterpris	3	IEP	54.28	14.74	-0.57	0.77	11	-1.04	1.19	4	1.19	0.00	-0.99	-0.98	1.75	17,519	1.24	20221101	DIVERSIFIED OPERATIONS
Amkor Tech Inc	8	AMKR	20.08	1.00	-0.57	0.39	11	-1.04	1.15	4	1.19	-0.03	-0.76	-0.98	1.47	4,916	1.48	20221031	ELEC-SEMICONDUCTORS
Amer Finl Group	7	AFG	133.26	1.89	-0.57	0.54	11	-1.32	1.11	4	1.19	-0.05	-0.54	-1.25	1.47	11,349	0.57	20221102	INSURANCE-PROP/CAS/TITLE
Voya Financial	7	VOYA	67.53	1.18	-0.57	0.94	11	-1.04	1.11	4	1.19	-0.05	-0.83	-0.98	1.47	6,900	0.31	20221101	INSURANCE-LIFE
Sixth St Spclty	7	TSLX	18.03	9.32	-0.57	0.94	11	0.07	1.11	4	1.19	-0.11	-0.77	0.14	1.75	1,460	2.91	20221101	FINANCE-MRTG & REL SVC
Cno Finl Grp	7	CNO	20.78	2.69	-0.57	0.54	11	-1.32	0.67	4	1.19	-0.14	-0.34	-1.25	1.05	2,377	1.54	20221031	INSURANCE-MULTI LINE
Hyatt Hotels Cp	4	H	89.74	0.00	-0.57	0.73	11	-1.46	0.74	4	1.19	-0.20	-0.39	-1.39	1.05	9,899	0.43	20221103	HOTELS & MOTELS
Hercules Cap	7	HTGC	14.18	9.87	-0.57	0.94	11	-1.32	1.11	4	1.19	-0.36	-1.24	-1.25	1.47	1,804	1.47	20221102	FINANCE-SBIC & COMMRL
Vishay Intertec	8	VSH	20.71	1.93	-0.60	-0.41	11	0.63	1.11	3	0.60	0.73	-0.06	0.70	1.47	2,957	1.07	20221102	SEMI-DISCRETES
Mettler-Toledo	6	MTD	1230.89	0.00	-0.60	-0.24	11	0.35	1.11	3	0.60	0.59	-0.21	0.42	1.47	27,703	0.18	20221103	INSTRUMENTS-SCIENTIFIC
Diamondrock Hos	11	DRH	9.15	1.31	-0.60	-0.28	11	0.35	1.15	3	0.60	0.52	-0.44	0.42	1.47	1,930	0.95	20221103	REIT-EQTY TRUST - OTHER
Transocean Ltd	1	RIG	3.56	0.00	-0.60	-0.54	11	0.21	1.19	3	0.60	0.50	-0.23	0.28	1.47	2,512	0.26	20221102	OIL & GAS-DRILLNG
Airbnb Inc	4	ABNB	118.45	0.00	-0.60	-0.26	11	0.35	1.19	3	0.60	0.37	-1.22	0.42	1.75	76,838	0.04	20221101	INTERNET CONTENT
Gibraltar Indus	3	ROCK	48.64	0.00	-0.60	-0.01	11	-1.04	1.08	2	0.60	0.34	0.39	-0.98	1.47	1,538	2.41	20221103	BLDG & CONST PROD-MISC
Commvault Systm	8	CVLT	60.61	0.00	-0.60	0.27	11	-1.04	1.08	2	0.60	0.27	0.13	-0.98	1.75	2,716	1.42	20221101	COMPUTER-SOFTWARE
Momentive Gibl	8	MNTV	8.02	0.00	-0.60	-0.01	11	-1.60	1.15	2	0.60	0.23	0.61	-1.53	1.47	1,203	1.19	20221103	IT SERVICES
Ingredion Inc	5	INGR	85.89	3.31	-0.60	-0.01	11	0.07	1.11	2	0.60	0.19	0.18	0.14	1.75	5,628	0.83	20221103	FOOD-MISC/DIVERSIFIED
Lightspeed Cmrc	8	LSPD	18.52	0.00	-0.60	-0.01	11	-1.32	1.15	2	0.60	0.19	0.20	-1.25	1.47	2,758	1.29	20221103	TECHNOLOGY SERVICES
Quidel Corp	6	QDEL	82.50	0.00	-0.60	-0.01	11	-1.60	1.11	2	0.60	0.16	0.39	-1.53	1.47	5,524	0.48	20221102	MEDICAL PRODUCTS
Emerson Elec Co	3	EMR	84.55	2.44	-0.60	0.31	11	-1.32	1.11	2	0.60	0.13	0.02	-1.25	1.47	49,994	0.09	20221102	MACHINERY-ELECTRICAL
Prestige Brands	6	PBH	53.03	0.00	-0.60	-0.01	11	-1.60	1.08	2	0.60	0.07	0.11	-1.53	1.47	2,639	1.88	20221103	CONSUMER PROD-MISC DISCRECTN
Viavi Solutions	8	VIAV	14.87	0.00	-0.68	-1.67	11	0.63	1.19	1	-1.50	0.80	0.14	0.70	1.47	3,367	1.32	20221103	COMMUNICATIONS COMPONENTS
Marriot Vac Ww	4	VAC	144.75	1.71	-0.68	-1.83	11	0.63	1.15	1	-1.50	0.77	0.06	0.70	1.47	5,687	0.56	20221031	HOTELS & MOTELS
Cavco Indus Inc	4	CVCO	231.35	0.00	-0.68	-2.01	11	0.07	1.19	1	-1.50	0.75	0.24	0.14	1.75	2,057	2.07	20221103	BLDG-MOBILE/MFG & RV
Equitrans Midst	1	ETRN	7.92	7.58	-0.79	2.78	12	-0.49	-0.37	4	1.19	-0.09	-0.14	-0.42	0.49	3,428	0.64	20221101	OIL & GAS-U S INTEGRATED
Clearway Egy	10	CWEN	33.32	4.33	-0.79	3.01	12	-0.77	-0.49	4	1.19	-0.62	-1.25	-0.70	0.00	6,731	1.18	20221102	OTHER ALT ENERGY
Centerpoint Egy	10	CNP	27.65	2.60	-0.82	2.43	12	0.91	-0.41	3	0.60	0.29	-0.08	0.98	0.00	17,406	0.17	20221101	UTILITY-ELECTRIC POWER



Date: 10-26-2022

Cross Sector Analysis - Stocks are ranked from most to least attractive **INDEPENDENT OF SECTOR GROUPING**

SECTOR CODES: 1-Energy, 2-Materials, 3-Industrials, 4-Consumer Discretionary, 5-Consumer Staples, 6-Healthcare

SECTOR CODES: 7-Financials, 8-Information Technology, 9-Communication Services, 10-Utilities, 11-Real Estate

COMPANY	SECTOR	TICKER	PRICE	YIELD	XSEC IPSCORE	Behavioral Preference Factor	ABSOLUTE-SCALE METRICS			RELATIVE-SCALE METRICS					MKT CAP \$millions	DAYS2TR	EPS REPORT DATE	INDUSTRY GROUP	
							ABS DCOORD	TECH OUTLK	FUNDA OUTLK	REL DCOORD	rPSCORE	VTCAVG	VSCORE	TSCORE					CSCORE
Repligen	6	RGEN	177.12	0.00	-0.82	-0.29	12	0.91	-0.37	3	0.60	0.28	-0.10	0.98	0.00	9,829	0.21	20221101	MEDICAL-BIOMED/GENETICS
Sunrun Inc	3	RUN	21.14	0.00	-0.82	-0.33	12	0.49	-0.56	3	0.60	0.11	-0.23	0.56	0.00	4,484	0.14	20221102	SOLAR
Green Plains	1	GPRE	26.84	0.00	-0.82	1.27	12	0.49	-0.56	3	0.60	0.05	-0.42	0.56	0.00	1,559	0.90	20221103	CHEMICALS-SPECIALTY
Adv Energy Inds	8	AEIS	75.89	0.53	-0.82	1.35	12	-0.77	-0.49	2	0.60	-0.08	0.46	-0.70	0.00	2,835	1.67	20221101	SEMI-EQPT WAFER FAB
Alteryx Llc-A	8	AYX	48.54	0.00	-0.82	1.69	12	-0.77	-0.49	2	0.60	-0.16	0.21	-0.70	0.00	3,325	0.67	20221101	INTERNET SOFTWARE
Enterprise Prod	1	EPD	25.10	7.57	-0.85	0.96	12	-0.77	-0.37	6	-0.33	-0.39	0.04	-0.70	-0.49	54,699	0.20	20221101	OIL/GAS PROD PIPELINE MLP
Agilon Health	6	AGL	20.82	0.00	-0.90	-1.92	12	0.91	-0.11	1	-1.50	0.83	0.98	0.98	0.56	8,468	0.72	20221103	MEDICAL SERVICES
Black Knight	8	BKI	64.05	0.00	-0.90	-1.89	12	0.49	0.15	1	-1.50	0.42	0.14	0.56	0.56	9,993	0.46	20221103	BUSINESS INFORMATION SERVICES
Cutera Inc	6	CUTR	47.13	0.00	-1.02	1.89	13	-0.21	-1.01	8	0.93	-0.42	-0.26	-0.14	-0.56	923	2.17	20221103	LASERS-SYS/COMPONENTS
Karuna Therapctc	6	KRTX	215.33	0.00	-1.02	1.89	13	-0.49	-0.86	8	0.93	-0.70	-1.12	-0.42	-0.56	6,450	0.32	20221103	MEDICAL-BIOMED/GENETICS
Switch Inc-A	8	SWCH	33.90	0.62	-1.07	0.27	13	1.46	-0.97	7	-0.33	-0.11	-0.97	1.53	-0.56	8,293	0.34	20221103	TECHNOLOGY SERVICES
Cvr Partners Lp	2	UAN	123.81	32.47	-1.07	-0.12	13	0.77	-1.34	7	-0.33	-0.11	-0.02	0.84	-1.05	1,309	2.86	20221031	FERTILIZERS
Willscot Mobile	3	WSC	40.80	0.00	-1.07	0.31	13	1.46	-1.34	7	-0.33	-0.23	-0.79	1.53	-1.05	9,079	0.32	20221102	FURNITURE
Jfrog Ltd	8	FROG	26.35	0.00	-1.23	0.52	14	-1.04	0.15	4	1.19	-0.28	-0.51	-0.98	0.56	2,567	1.23	20221102	INTERNET SOFTWARE
Caesars Entertn	4	CZR	42.49	0.00	-1.23	0.56	14	-1.60	-0.11	4	1.19	-0.30	-0.03	-1.53	0.56	9,111	0.12	20221101	LEISURE & RECREATION SVCS
Fmc Corp	2	FMC	118.65	1.79	-1.23	0.22	14	-1.04	-0.37	4	1.19	-0.35	-0.13	-0.98	0.00	14,945	0.22	20221101	CHEMICALS-DIVERSIFIED
Madrigal Pharma	6	MDGL	70.88	0.00	-1.23	0.52	14	-1.32	-0.08	4	1.19	-0.36	-0.21	-1.25	0.56	1,212	1.17	20221103	MEDICAL-DRUGS
Amerco Inc	3	UHAL	577.80	0.00	-1.23	0.27	14	-1.46	-0.34	4	1.19	-0.41	-0.28	-1.39	0.00	11,331	0.83	20221102	TRANSPORTATION-EQP & LSNG
Valvoline Inc	2	VVV	29.23	1.71	-1.23	0.48	14	-1.60	-0.08	4	1.19	-0.41	-0.37	-1.53	0.56	5,174	0.54	20221102	CHEMICALS-SPECIALTY
Ingersoll-Rand	3	IR	48.89	0.16	-1.23	2.27	14	-1.04	-0.45	4	1.19	-0.41	-0.32	-0.98	0.00	19,712	0.22	20221102	MACHINERY-GEN INDUSTRIAL
Service Ppty Tr	11	SVC	7.77	10.30	-1.23	2.34	14	-1.04	-0.41	4	1.19	-0.42	-0.32	-0.98	0.00	1,283	1.59	20221103	REIT-EQTY TRUST - OTHER
Amgen Inc	6	AMGN	259.99	2.98	-1.23	0.52	14	-1.04	-0.34	4	1.19	-0.43	-0.35	-0.98	0.00	139,077	0.04	20221103	MEDICAL-BIOMED/GENETICS
Appian Corp	8	APPN	47.87	0.00	-1.23	1.99	14	-1.32	-0.49	4	1.19	-0.43	-0.08	-1.25	0.00	3,468	1.46	20221103	INTERNET SOFTWARE
Credicorp Ltd	7	BAP	137.79	2.90	-1.23	0.72	14	-1.46	0.11	4	1.19	-0.44	-0.46	-1.39	0.56	10,959	0.54	20221103	BANKS-FOREIGN
Simon Property	11	SPG	105.84	6.61	-1.23	0.61	14	-1.32	-0.30	4	1.19	-0.46	-0.19	-1.25	0.00	36,294	0.11	20221101	REIT-EQTY TRUST - RETAIL
Lincoln Natl-In	7	LNC	52.74	3.41	-1.23	0.33	14	0.35	-0.49	4	1.19	-0.50	-0.29	0.42	0.00	8,978	0.28	20221102	INSURANCE-LIFE
Rlj Lodging Tr	11	RLJ	11.82	1.69	-1.23	0.61	14	-1.32	-0.37	4	1.19	-0.53	-0.40	-1.25	0.00	1,924	0.89	20221102	REIT-EQTY TRUST - OTHER
Enstar Group Lt	7	ESGR	195.55	0.00	-1.23	0.72	14	-1.32	-0.26	4	1.19	-0.58	-0.53	-1.25	0.00	3,528	2.79	20221103	INSURANCE-MULTI LINE
Hanover Insuran	7	THG	136.50	2.20	-1.23	0.72	14	-1.32	-0.49	4	1.19	-0.58	-0.55	-1.25	0.00	4,864	0.95	20221101	INSURANCE-PROP/CAS/TITLE
Zoominfo Tech	9	ZI	46.68	0.00	-1.23	0.59	14	-1.32	-0.41	4	1.19	-0.58	-1.40	-1.25	0.49	18,833	0.18	20221101	COMPUTER-INTEGRATED SYSTEMS
Cincinnati Finl	7	CINF	98.95	2.79	-1.23	0.72	14	-1.60	-0.52	4	1.19	-0.61	-0.38	-1.53	0.00	15,753	0.28	20221031	INSURANCE-PROP/CAS/TITLE
Prudential Finl	7	PRU	101.40	4.73	-1.24	2.54	14	-1.32	-0.49	8	0.93	-0.80	-0.68	-1.25	-0.49	37,721	0.13	20221101	INSURANCE-MULTI LINE
Equitable Hldgs	7	EQH	29.36	2.72	-1.24	2.07	14	-1.32	-0.45	8	0.93	-0.82	-0.74	-1.25	-0.49	11,028	0.38	20221102	FINANCE-MISC SERVICES
Virtu Finl Inc	7	VIRT	22.52	4.26	-1.26	-0.55	14	1.32	-0.04	3	0.60	0.24	-0.02	1.39	0.56	3,877	1.21	20221103	FINANCE-MISC SERVICES
Warrior Met Coa	2	HCC	37.03	0.65	-1.26	-0.37	14	0.21	-0.49	3	0.60	0.21	-0.03	0.28	0.00	1,913	1.11	20221102	COAL
Waters Corp	6	WAT	296.81	0.00	-1.26	0.86	14	0.35	-0.34	3	0.60	0.05	-0.28	0.42	0.00	17,772	0.23	20221101	INSTRUMENTS-SCIENTIFIC
Berkshire Hth-A	7	BRK.A	436400.0	0.00	-1.26	-0.79	14	0.07	-0.26	3	0.60	-0.03	-0.25	0.14	0.00	640,348	0.02	20221104	INSURANCE-PROP/CAS/TITLE

Date: 10-26-2022

Cross Sector Analysis - Stocks are ranked from most to least attractive **INDEPENDENT OF SECTOR GROUPING**

SECTOR CODES: 1-Energy, 2-Materials, 3-Industrials, 4-Consumer Discretionary, 5-Consumer Staples, 6-Healthcare

SECTOR CODES: 7-Financials, 8-Information Technology, 9-Communication Services, 10-Utilities, 11-Real Estate

COMPANY	SECTOR	TICKER	PRICE	YIELD	XSEC IPSCORE	Behavioral Preference Factor	ABSOLUTE-SCALE METRICS			RELATIVE-SCALE METRICS					MKT CAP \$millions	DAYS2TR	EPS REPORT DATE	INDUSTRY GROUP	
							ABS DCOORD	TECH OUTLK	FUNDA OUTLK	REL DCOORD	rPScore	VTCAVG	VSCORE	TSCORE					CSCORE
Bnp Paribas-Adr	7	BNPQY	23.69	6.90	-1.26	-0.79	14	0.35	-0.41	3	0.60	-0.07	-0.65	0.42	0.00	58,483	1.64	20221104	BANKS-FOREIGN
Loews Corp	7	L	55.76	0.45	-1.26	-0.79	14	0.07	-0.26	3	0.60	-0.11	-0.48	0.14	0.00	13,435	0.55	20221031	INSURANCE-MULTI LINE
Dropbox Inc-A	8	DBX	22.12	0.00	-1.26	-0.17	14	-1.32	0.04	2	0.60	-0.12	0.25	-1.25	0.56	8,308	0.44	20221103	INTERNET SERVICES
Varonis Systems	8	VRNS	27.31	0.00	-1.26	-0.17	14	-0.07	-0.08	2	0.60	-0.13	0.23	0.00	0.56	3,001	1.05	20221031	SECURITY
Vista Outdoor	4	VSTO	27.40	0.00	-1.26	-0.18	14	-1.60	0.04	2	0.60	-0.15	0.45	-1.53	0.56	1,549	1.70	20221102	LEISURE & RECREATION PROD
Chegg Inc	4	CHGG	22.19	0.00	-1.26	0.13	14	-1.32	0.04	2	0.60	-0.17	0.11	-1.25	0.56	2,805	0.86	20221101	INTERNET SOFTWARE
Matson Inc	3	MATX	72.54	1.71	-1.26	-0.19	14	-1.60	-0.49	2	0.60	-0.20	0.91	-1.53	0.00	2,828	0.77	20221102	TRANSPORTATION-SVCS
Booking Holdngs	4	BKNG	1874.61	0.00	-1.26	0.13	14	-1.60	0.00	2	0.60	-0.23	0.20	-1.53	0.56	74,434	0.04	20221102	ELECTRONIC COMMERCE
Wabtech	3	WAB	89.98	0.67	-1.26	-0.19	14	-1.04	-0.34	2	0.60	-0.25	0.21	-0.98	0.00	16,435	0.34	20221101	TRANSPORTATION-EQP & LSNG
Shake Shack Inc	4	SHAK	51.22	0.00	-1.26	-0.18	14	-1.32	-0.30	2	0.60	-0.25	0.49	-1.25	0.00	2,155	0.62	20221103	RETAIL-FOOD & RESTAURANTS
Charles Rvr Lab	6	CRL	219.12	0.00	-1.26	-0.17	14	-1.32	-0.49	2	0.60	-0.28	0.38	-1.25	0.00	11,145	0.21	20221102	MEDICAL SERVICES
Kennametal Inc	3	KMT	25.48	3.14	-1.26	1.43	14	-1.32	-0.52	2	0.60	-0.29	0.36	-1.25	0.00	2,076	1.07	20221031	MACHINE-TOOLS & REL PROD
Electr Arts Inc	9	EA	127.74	0.59	-1.26	-0.19	14	-1.60	-0.41	2	0.60	-0.29	0.06	-1.53	0.00	35,518	0.12	20221101	TOYS/GAMES/HOBBY PROD
First Majestic	2	AG	8.38	0.29	-1.26	-0.16	14	-1.60	-0.56	2	0.60	-0.29	0.34	-1.53	0.00	2,203	0.35	20221103	MINING-SILVER
Itron Inc	8	ITRI	47.56	0.00	-1.26	1.25	14	-1.32	-0.52	2	0.60	-0.30	0.32	-1.25	0.00	2,147	1.82	20221103	ELEC TEST EQUIPMENT
Moog Inc A	3	MOG.A	82.39	1.26	-1.26	-0.19	14	-1.04	-0.34	2	0.60	-0.31	0.03	-0.98	0.00	2,635	2.80	20221104	AEROSPACE/DEFENSE EQUIP
Penn Natl Gamng	4	PENN	31.40	0.00	-1.26	-0.18	14	-1.32	-0.52	2	0.60	-0.32	0.26	-1.25	0.00	4,979	0.22	20221103	GAMING
Resideo Tech	3	REZI	22.52	0.00	-1.26	-0.19	14	-1.04	-0.45	2	0.60	-0.35	0.17	-0.98	0.00	3,281	2.25	20221101	PROTECTION-SFTY EQ & SVC
Twilio Inc-A	8	TWLO	76.61	0.00	-1.26	1.25	14	-1.60	-0.52	2	0.60	-0.37	0.39	-1.53	0.00	13,918	0.10	20221103	INTERNET SOFTWARE
Pacific Biosci	6	PACB	8.23	0.00	-1.26	0.12	14	-1.46	-0.41	2	0.60	-0.42	0.10	-1.39	0.00	1,850	0.54	20221101	MEDICAL INSTRUMENTS
Macerich Co	11	MAC	10.14	5.92	-1.26	-0.20	14	-1.60	-0.37	2	0.60	-0.46	0.10	-1.53	0.00	2,178	0.90	20221103	REIT-EQTY TRUST - RETAIL
Bruker Corp	6	BRKR	60.79	0.33	-1.26	0.12	14	-1.60	-0.34	2	0.60	-0.49	0.00	-1.53	0.00	9,005	0.48	20221103	INSTRUMENTS-SCIENTIFIC
Apollo Gbl Mgt	7	APO	54.31	2.95	-1.26	2.62	14	-1.32	-0.45	8	0.51	-1.40	-2.56	-1.25	-0.49	31,010	0.19	20221102	FINANCE-INVESTMENT MGMT
Mp Materials	2	MP	31.63	0.00	-1.30	-0.16	14	0.07	-0.56	7	-0.33	-0.49	-1.11	0.14	-0.49	5,615	0.47	20221103	MINING-MISC
Illumina Inc	6	ILMN	230.12	0.00	-1.30	0.97	14	-1.32	-0.56	6	-0.33	-0.51	0.21	-1.25	-0.49	36,152	0.05	20221103	MEDICAL-BIOMED/GENETICS
Beigene Ltd-Adr	6	BGNE	160.88	0.00	-1.34	-1.85	14	0.07	0.07	1	-1.50	0.64	0.75	0.14	0.98	16,683	0.54	20221103	MEDICAL-BIOMED/GENETICS
Louisiana Pac	2	LPX	57.73	1.52	-1.34	-1.87	14	0.07	-0.04	1	-1.50	0.32	0.23	0.14	0.56	4,265	0.48	20221101	BLDG PROD-WOOD
Aci Worldwide	8	ACIW	23.61	0.00	-1.34	-0.98	14	0.07	0.07	1	-1.50	0.32	0.22	0.14	0.56	2,693	1.36	20221102	COMPUTER-SOFTWARE
Horizon Therps	6	HZNP	66.13	0.00	-1.34	-0.99	14	0.35	-0.52	1	-1.50	0.28	0.45	0.42	0.00	15,235	0.15	20221102	MEDICAL-BIOMED/GENETICS
Clorox Co	5	CLX	140.46	3.36	-1.34	-1.69	14	0.35	-0.52	1	-1.50	0.27	0.43	0.42	0.00	17,327	0.17	20221101	SOAP & CLNG PREPARATNS
Moderna Inc	6	MRNA	136.57	0.00	-1.34	-0.99	14	0.07	-0.56	1	-1.50	0.24	0.60	0.14	0.00	54,322	0.04	20221103	MEDICAL-BIOMED/GENETICS
Freshpet Inc	5	FRPT	57.68	0.00	-1.34	-1.39	14	0.35	-0.56	1	-1.50	0.22	0.25	0.42	0.00	2,758	0.44	20221101	FOOD-MISC/DIVERSIFIED
Gates Industrl	3	GTES	11.11	0.00	-1.34	-1.12	14	0.35	-0.49	5	-1.50	0.01	0.16	0.42	-0.49	3,136	2.06	20221104	ENGINEERING/R&D SVCS
Penumbra Inc	6	PEN	175.52	0.00	-1.46	1.79	15	-0.49	-0.93	8	0.93	-0.46	-0.11	-0.42	-0.56	6,650	0.55	20221103	MEDICAL INSTRUMENTS
Crispr Therapct	6	CRSP	52.45	0.00	-1.46	1.79	15	-0.07	-0.82	8	0.93	-0.54	-0.35	0.00	-0.56	4,092	0.44	20221102	MEDICAL-BIOMED/GENETICS
Insulet Corp	6	PODD	238.03	0.00	-1.46	1.79	15	-0.49	-0.97	8	0.93	-0.55	-0.38	-0.42	-0.56	16,520	0.30	20221103	MEDICAL PRODUCTS
Arcutis Biother	6	ARQT	17.02	0.00	-1.46	1.79	15	-1.18	-0.89	8	0.93	-0.58	-0.06	-1.11	-0.56	878	2.02	20221103	MEDICAL-BIOMED/GENETICS

Date: 10-26-2022

Cross Sector Analysis - Stocks are ranked from most to least attractive **INDEPENDENT OF SECTOR GROUPING**

SECTOR CODES: 1-Energy, 2-Materials, 3-Industrials, 4-Consumer Discretionary, 5-Consumer Staples, 6-Healthcare

SECTOR CODES: 7-Financials, 8-Information Technology, 9-Communication Services, 10-Utilities, 11-Real Estate

COMPANY	SECTOR	TICKER	PRICE	YIELD	XSEC IPSCORE	Behavioral Preference Factor	ABSOLUTE-SCALE METRICS			RELATIVE-SCALE METRICS					MKT CAP \$millions	DAYS2TR	EPS REPORT DATE	INDUSTRY GROUP	
							ABS DCOORD	TECH OUTLK	FUNDA OUTLK	REL DCOORD	rPSCORE	VTCAVG	VSCORE	TSCORE					CSCORE
Bloom Energy-A	3	BE	17.97	0.00	-1.46	2.02	15	-1.18	-0.97	8	0.93	-0.76	-0.63	-1.11	-0.56	3,202	0.47	20221103	OTHER ALT ENERGY
Agree Rlty Corp	11	ADC	66.53	4.22	-1.46	2.08	15	-0.77	-1.23	8	0.93	-0.77	-0.52	-0.70	-1.05	5,311	0.39	20221101	REIT-EQTY TRUST - RETAIL
Pnm Resources	10	PNM	46.42	2.99	-1.52	0.81	15	0.91	-0.75	7	-0.33	0.11	-0.55	0.98	-0.07	3,984	0.54	20221104	UTILITY-ELECTRIC POWER
Teva Pharm Adr	6	TEVA	8.57	0.00	-1.52	0.57	15	-0.49	-0.71	6	-0.33	-0.34	0.25	-0.42	-0.56	9,518	0.34	20221103	MEDICAL-GENERIC DRUGS
Banco Bradesco	7	BBD	3.68	0.89	-1.52	0.79	15	-0.77	-0.86	6	-0.33	-0.41	0.06	-0.70	-0.56	39,223	0.18	20221103	BANKS-FOREIGN
Blueprint Med	6	BPMC	49.24	0.00	-1.52	0.91	15	-0.77	-1.41	6	-0.33	-0.56	0.12	-0.70	-1.05	2,933	0.64	20221101	MEDICAL-BIOMED/GENETICS
Irhythm Tech	6	IRTC	125.34	0.00	-1.56	-0.64	15	0.91	-0.97	5	-1.50	0.20	0.27	0.98	-0.56	3,764	0.55	20221101	MEDICAL INFORMATION SYSTEMS
Alarm.Com Hldgs	8	ALRM	65.65	0.00	-1.56	-1.03	15	0.91	-0.89	5	-1.50	0.17	0.17	0.98	-0.56	3,265	1.86	20221103	PROTECTION-SFTY EQ & SVC
Graham Holdings	4	GHC	614.80	1.03	-1.68	-0.04	16	-1.04	-0.89	8	0.93	-0.39	-0.15	-0.98	-0.07	3,001	2.77	20221102	SCHOOLS
Liberty La-C	9	LILAK	7.75	0.00	-1.68	0.28	16	-1.32	-0.86	8	0.93	-0.43	0.00	-1.25	-0.07	1,716	2.09	20221101	WIRELESS NATIONAL
Propetro Holdng	1	PUMP	11.12	0.00	-1.68	2.28	16	-1.04	-0.97	8	0.93	-0.52	-0.28	-0.98	-0.07	1,160	1.70	20221101	OIL & GAS-FIELD SERVICES
Royal Caribbean	4	RCL	50.90	0.00	-1.68	0.26	16	-1.60	-1.01	8	0.93	-0.52	-0.29	-1.53	-0.07	12,983	0.06	20221104	LEISURE & RECREATION SVCS
Pdc Energy Inc	1	PDCE	70.10	2.00	-1.68	1.83	16	-1.04	-0.93	8	0.93	-0.57	-0.17	-0.98	-0.56	6,751	0.42	20221102	OIL & GAS-U S EXPLO & PROD
Cna Finl Corp	7	CNA	40.79	3.92	-1.68	2.40	16	-1.32	-0.89	8	0.93	-0.58	-0.48	-1.25	-0.07	11,067	1.83	20221031	INSURANCE-PROP/CAS/TITLE
Eaton Corp Plc	3	ETN	146.05	2.22	-1.68	1.96	16	-1.04	-0.75	8	0.93	-0.59	-0.24	-0.98	-0.56	58,172	0.08	20221101	MACHINERY-ELECTRICAL
Evertec Inc	8	EVTC	34.27	0.58	-1.68	1.37	16	-1.32	-0.82	8	0.93	-0.62	-0.05	-1.25	-0.56	2,288	1.96	20221102	FINANCIAL TRANSACTION SERVICES
Api Group Cp	3	APG	15.92	0.00	-1.68	1.96	16	-1.32	-0.93	8	0.93	-0.64	-0.11	-1.25	-0.56	3,712	1.69	20221103	BUSINESS SERVICES
News Corp-B	9	NWS	17.37	1.15	-1.68	-0.05	16	-1.32	-0.86	8	0.93	-0.65	-0.14	-1.25	-0.56	10,099	1.34	20221103	MOVIE/TV PRODUCTION/DISTRIB
Microchip Tech	8	MCHP	64.48	1.87	-1.68	1.37	16	1.60	-0.75	8	0.93	-0.68	-0.24	1.67	-0.56	35,624	0.08	20221103	SEMI-ANALOG & MIXED
Norwegian Cruis	4	NCLH	15.83	0.00	-1.68	0.26	16	-1.32	-1.01	8	0.93	-0.68	-0.24	-1.25	-0.56	6,671	0.06	20221102	LEISURE & RECREATION SVCS
Cheesecake Fact	4	CAKE	32.87	3.29	-1.68	0.26	16	-1.60	-0.93	8	0.93	-0.72	-0.07	-1.53	-0.56	1,717	0.87	20221101	RETAIL-FOOD & RESTAURANTS
Innov Indl Ppty	11	IIPR	101.22	7.11	-1.68	2.02	16	-1.60	-0.75	8	0.93	-0.72	-0.63	-1.53	-0.07	2,831	0.63	20221102	REIT-EQTY TRUST - OTHER
Lamar Adver Co	11	LAMR	91.75	5.23	-1.68	2.02	16	-1.32	-0.75	8	0.93	-0.73	-0.39	-1.25	-0.56	9,316	0.46	20221104	REIT-EQTY TRUST - OTHER
Gogo Inc	9	GOGO	13.81	0.00	-1.68	0.28	16	-1.60	-0.86	8	0.93	-0.75	-0.16	-1.53	-0.56	1,777	2.26	20221103	WIRELESS NATIONAL
Huntsman Corp	2	HUN	27.79	3.06	-1.68	0.23	16	0.07	-0.97	8	0.93	-0.75	-0.18	0.14	-0.56	5,597	0.42	20221104	CHEMICALS-DIVERSIFIED
Howmet Aerospc	3	HWM	35.57	0.22	-1.68	1.96	16	0.63	-1.30	8	0.93	-0.79	-0.30	0.70	-1.05	14,776	0.24	20221031	ENGINEERING/R&D SVCS
Odp Corp/The	4	ODP	40.16	0.00	-1.68	0.26	16	-1.46	-0.89	8	0.93	-0.79	-0.45	-1.39	-0.56	1,976	1.72	20221102	RETAIL-MISC/DIVERSIFIED
Aercap Hldgs Nv	7	AER	51.31	0.00	-1.68	2.40	16	-1.46	-0.75	8	0.93	-0.80	-0.48	-1.39	-0.56	12,591	0.60	20221103	FINANCE-LEASING COS
Renaissancere	7	RNR	142.94	1.04	-1.68	1.92	16	-1.32	-1.41	8	0.93	-0.82	-0.14	-1.25	-1.05	6,247	0.31	20221101	INSURANCE-PROP/CAS/TITLE
Microstrategy	8	MSTR	268.69	0.00	-1.70	1.77	16	0.07	-0.97	8	0.51	-0.88	-0.59	0.14	-0.56	3,036	0.22	20221101	COMPUTER-SOFTWARE
Lsb Inds Inc	2	LXU	16.42	0.00	-1.70	1.65	16	-1.32	-1.34	8	0.51	-0.90	-0.36	-1.25	-1.05	1,457	2.17	20221101	DIVERSIFIED OPERATIONS
Wheaton Prc Mtl	2	WPM	33.02	1.82	-1.70	1.39	16	-1.32	-1.41	8	0.51	-1.03	-0.79	-1.25	-1.05	14,915	0.27	20221103	MINING-MISC
Credit Suisse	7	CS	4.84	0.89	-1.70	2.08	16	-0.35	-1.45	8	0.51	-1.09	-0.30	-0.28	-1.40	12,830	0.23	20221103	BANKS-FOREIGN
Inari Medical	6	NARI	75.36	0.00	-1.70	1.79	16	-1.46	-1.01	8	0.51	-1.17	-0.77	-1.39	-1.33	4,023	0.48	20221102	MEDICAL INSTRUMENTS
Kura Oncology	6	KURA	16.52	0.00	-1.74	0.12	16	0.63	-0.93	7	-0.33	0.01	-0.03	0.70	-0.56	1,105	1.39	20221103	MEDICAL-BIOMED/GENETICS
Csg Sys Intl	8	CSGS	63.11	1.68	-1.74	0.12	16	0.63	-0.89	7	-0.33	-0.09	-0.37	0.70	-0.56	2,025	2.77	20221102	COMPUTER-SERVICES
Infinera Corp	8	INFN	5.49	0.00	-1.74	0.12	16	-1.32	-1.01	7	-0.33	-0.10	-0.09	-1.25	-0.56	1,191	2.26	20221102	COMPUTER-NETWORKS



Date: 10-26-2022

Cross Sector Analysis - Stocks are ranked from most to least attractive **INDEPENDENT OF SECTOR GROUPING**

SECTOR CODES: 1-Energy, 2-Materials, 3-Industrials, 4-Consumer Discretionary, 5-Consumer Staples, 6-Healthcare

SECTOR CODES: 7-Financials, 8-Information Technology, 9-Communication Services, 10-Utilities, 11-Real Estate

COMPANY	SECTOR	TICKER	PRICE	YIELD	XSEC IPSCORE	Behavioral Preference Factor	ABSOLUTE-SCALE METRICS			RELATIVE-SCALE METRICS					MKT CAP \$millions	DAYS2TR	EPS REPORT DATE	INDUSTRY GROUP	
							ABS DCOORD	TECH OUTLK	FUNDA OUTLK	REL DCOORD	rPSCORE	VTCAVG	VSCORE	TSCORE					CSCORE
Mastec Inc	3	MTZ	76.36	0.00	-1.74	0.13	16	0.35	-0.75	7	-0.33	-0.10	-0.10	0.42	-0.56	5,768	0.40	20221103	BLDG-HEAVY CONST
Ryman Hospitlly	11	RHP	87.29	0.46	-1.74	0.14	16	-1.04	-1.30	7	-0.33	-0.19	-0.12	-0.98	-1.05	4,814	0.72	20221031	REIT-EQTY TRUST - OTHER
Eagle Bulk Shpg	3	EGLE	50.58	17.40	-1.74	0.13	16	0.35	-1.01	7	-0.33	-0.20	-0.42	0.42	-0.56	693	1.61	20221103	TRANSPORTATION-SHIP
News Corp New-A	9	NWSA	17.17	1.16	-1.74	-1.48	16	0.07	-0.97	7	-0.33	-0.21	-0.16	0.14	-0.56	9,983	0.46	20221103	MOVIE/TV PRODUCTION/DISTRIB
Lear Corporatn	4	LEA	136.19	2.26	-1.74	0.13	16	0.07	-0.93	7	-0.33	-0.24	-0.26	0.14	-0.56	8,086	0.29	20221101	AUTO/TRUCK-ORIGINAL EQP
Magnolia Oil&Gs	1	MGY	25.20	0.79	-1.74	0.16	16	0.63	-1.34	7	-0.33	-0.28	-0.41	0.70	-1.05	5,483	0.64	20221101	OIL & GAS-U S EXPLO & PROD
Tempur Sealy	4	TPX	28.24	1.42	-1.74	-0.99	16	-1.32	-0.78	6	-0.33	-0.32	0.35	-1.25	-0.07	4,863	0.48	20221103	RETAIL-HOME FURNISHINGS
Ing Groep-Adr	7	ING	9.84	2.99	-1.74	-0.39	16	0.35	-1.34	7	-0.33	-0.43	-0.59	0.42	-1.05	38,383	0.54	20221103	BANKS-FOREIGN
Dynavax Tech Cp	6	DVAX	11.34	0.00	-1.74	0.86	16	-1.32	-1.01	6	-0.33	-0.44	0.51	-1.25	-0.56	1,434	1.20	20221103	MEDICAL-BIOMED/GENETICS
Ironwood Pharma	6	IRWD	10.71	0.00	-1.74	0.52	16	-1.32	-0.93	6	-0.33	-0.45	0.47	-1.25	-0.56	1,641	1.15	20221103	MEDICAL-DRUGS
Liberty Siri-A	9	LSXMA	42.45	0.00	-1.74	-1.03	16	-1.32	-0.86	6	-0.33	-0.46	0.19	-1.25	-0.56	13,869	0.89	20221104	SATELLITE COMMUNICATION
Leidos Holdings	3	LDOS	97.31	1.48	-1.74	0.59	16	-1.32	-0.78	6	-0.33	-0.51	0.29	-1.25	-0.56	13,287	0.43	20221101	AEROSPACE/DEFENSE
Callon Pete-Del	1	CPE	44.71	0.00	-1.74	0.68	16	-1.32	-0.93	6	-0.33	-0.52	0.27	-1.25	-0.56	2,758	0.40	20221102	OIL & GAS-U S EXPLO & PROD
Tandem Diabetes	6	TNDM	55.78	0.00	-1.74	0.86	16	-1.32	-1.01	6	-0.33	-0.55	0.16	-1.25	-0.56	3,582	0.52	20221102	MEDICAL INSTRUMENTS
Middlesex Water	10	MSEX	86.28	1.34	-1.74	1.23	16	0.07	-0.93	7	-0.33	-0.56	-1.25	0.14	-0.56	1,519	2.55	20221104	UTILITY-WATER SUPPLY
Outfront Media	11	OUT	17.78	6.75	-1.74	1.00	16	-1.32	-0.78	6	-0.33	-0.56	0.14	-1.25	-0.56	2,917	0.86	20221103	REIT-EQTY TRUST - OTHER
Kar Auction Svc	3	KAR	13.88	0.00	-1.74	0.59	16	-1.60	-0.93	6	-0.33	-0.56	0.41	-1.53	-0.56	1,608	1.53	20221101	RETAIL-MISC/DIVERSIFIED
Brinker Intl	4	EAT	31.02	0.00	-1.74	-0.99	16	-1.32	-0.97	6	-0.33	-0.57	0.11	-1.25	-0.56	1,366	1.05	20221102	RETAIL-FOOD & RESTAURANTS
Steven Madden	4	SHOO	29.97	2.80	-1.74	-0.99	16	-1.60	-0.86	6	-0.33	-0.57	0.38	-1.53	-0.56	2,368	1.03	20221102	SHOES & REL APPAREL
Incyte Corp	6	INCY	72.42	0.00	-1.74	0.52	16	-1.32	-1.34	6	-0.33	-0.58	0.64	-1.25	-1.05	16,108	0.23	20221101	MEDICAL-BIOMED/GENETICS
Abiomed Inc	6	ABMD	264.29	0.00	-1.74	0.86	16	-1.32	-0.75	6	-0.33	-0.59	0.04	-1.25	-0.56	12,058	0.31	20221101	MEDICAL INSTRUMENTS
Stryker Corp	6	SYK	224.62	1.24	-1.74	0.86	16	-1.32	-0.75	6	-0.33	-0.59	0.04	-1.25	-0.56	84,941	0.08	20221031	MEDICAL PRODUCTS
Sysco Corp	5	SYU	82.52	2.38	-1.74	0.90	16	-1.04	-1.19	6	-0.33	-0.60	0.29	-0.98	-1.05	41,818	0.11	20221101	FOOD-MISC/DIVERSIFIED
Amer Intl Grp	7	AIG	54.29	2.36	-1.74	0.72	16	-1.60	-0.93	6	-0.33	-0.62	0.23	-1.53	-0.56	41,283	0.09	20221101	INSURANCE-MULTI LINE
Mercury Systems	3	MRCY	47.85	0.00	-1.74	0.59	16	0.35	-1.01	6	-0.33	-0.62	0.41	0.42	-0.98	2,765	1.62	20221101	COMPUTER-PERIPHERAL EQ
Sirius Xm Hldgs	9	SIRI	6.28	1.40	-1.74	0.58	16	-1.60	-1.30	6	-0.33	-0.64	0.58	-1.53	-1.05	24,456	0.28	20221101	BROADCASTING-RADIO/TV
Kontoor Brands	4	KTB	36.87	4.99	-1.74	-0.68	16	-1.60	-0.82	6	-0.33	-0.68	0.06	-1.53	-0.56	2,042	1.38	20221103	TEXTILE-APPAREL MFG
Dxc Technology	8	DXC	28.98	0.00	-1.74	0.51	16	-1.32	-1.38	6	-0.33	-0.72	0.20	-1.25	-1.05	6,662	0.27	20221103	IT SERVICES
Novo-Nordisk As	6	NVO	108.17	0.75	-1.74	0.12	16	0.21	-1.38	7	-0.33	-0.78	-1.54	0.28	-1.05	244,785	0.21	20221102	LARGE CAP PHARMA
Cognex Corp	8	CGNX	45.99	0.57	-1.74	0.85	16	-1.60	-1.45	6	-0.33	-0.82	0.17	-1.53	-1.05	7,975	0.79	20221103	ELEC TEST EQUIPMENT
Sunoco Lp	1	SUN	42.10	7.84	-1.78	-0.91	16	0.63	-0.86	5	-1.50	0.28	0.26	0.70	-0.07	4,217	3.00	20221101	OIL REFINING & MARKETING MLP
Interdigitl Inc	8	IDCC	49.46	2.83	-1.78	-1.08	16	0.35	-0.75	5	-1.50	0.12	0.02	0.42	-0.07	1,467	1.68	20221103	WIRELESS EQUIPMENT
Glaxosmithkline	6	GSK	32.24	4.49	-1.78	-1.10	16	0.35	-0.93	5	-1.50	0.10	0.51	0.42	-0.56	65,566	0.13	20221102	MEDICAL-BIOMED/GENETICS
Laureate Educat	4	LAUR	12.29	0.00	-1.78	-0.75	16	0.63	-0.97	5	-1.50	0.03	0.02	0.70	-0.56	2,024	2.61	20221103	SCHOOLS
Royal Gold Inc	2	RGLD	96.36	1.45	-1.78	-1.96	16	0.35	-0.97	5	-1.50	0.01	0.25	0.42	-0.56	6,325	0.58	20221102	MINING-GOLD
Doctor Reddys	6	RDY	53.55	0.59	-1.78	-0.70	16	0.07	-0.86	5	-1.50	-0.06	0.31	0.14	-0.56	8,916	2.31	20221104	MEDICAL-GENERIC DRUGS
Westlake Chem	2	WLK	97.41	1.47	-1.78	-1.01	16	0.35	-1.01	5	-1.50	-0.07	0.00	0.42	-0.56	12,501	0.20	20221103	CHEMICALS-PLASTICS

Date: 10-26-2022

Cross Sector Analysis - Stocks are ranked from most to least attractive **INDEPENDENT OF SECTOR GROUPING**

SECTOR CODES: 1-Energy, 2-Materials, 3-Industrials, 4-Consumer Discretionary, 5-Consumer Staples, 6-Healthcare

SECTOR CODES: 7-Financials, 8-Information Technology, 9-Communication Services, 10-Utilities, 11-Real Estate

COMPANY	SECTOR	TICKER	PRICE	YIELD	XSEC IPSCORE	Behavioral Preference Factor	ABSOLUTE-SCALE METRICS			RELATIVE-SCALE METRICS					MKT CAP \$millions	DAYS2TR	EPS REPORT DATE	INDUSTRY GROUP	
							ABS DCOORD	TECH OUTLK	FUNDA OUTLK	REL DCOORD	rPSCORE	VTCAVG	VSCORE	TSCORE					CSCORE
Arrow Electroni	8	ARW	100.07	0.00	-1.78	-1.08	16	1.32	-0.93	5	-1.50	-0.07	0.26	1.39	-0.56	6,422	0.44	20221103	ELECTRONIC PARTS DISTRIB
Newmont Corp	2	NEM	42.72	5.15	-1.78	-1.01	16	0.07	-0.97	5	-1.50	-0.11	0.14	0.14	-0.56	33,906	0.07	20221101	MINING-MISC
Bright Horzn Fs	4	BFAM	64.05	0.00	-1.78	-2.30	16	0.07	-0.97	5	-1.50	-0.13	0.09	0.14	-0.56	3,703	0.82	20221101	SCHOOLS
Idexx Labs Inc	6	IDXX	352.35	0.00	-1.78	-0.70	16	0.07	-0.89	5	-1.50	-0.15	0.03	0.14	-0.56	29,334	0.15	20221101	MEDICAL INSTRUMENTS
Genco Shpg&Trdg	3	GNK	14.15	14.13	-1.78	-1.24	16	1.32	-1.45	5	-1.50	-0.16	0.55	1.39	-1.05	598	1.57	20221102	TRANSPORTATION-SHIP
Pfizer Inc	6	PFE	45.59	3.51	-1.78	-1.10	16	0.35	-1.30	5	-1.50	-0.16	0.25	0.42	-1.05	255,867	0.03	20221101	LARGE CAP PHARMA
Coca Cola Bottl	5	COKE	469.65	0.21	-1.79	-0.31	16	0.35	-1.27	5	-1.50	-0.17	0.22	0.42	-1.05	4,402	1.48	20221101	BEVERAGES-SOFT DRINKS

Date: 10-26-2022

ON THE RADAR - 20 of the most attractive names independent of sector grouping

SECTOR CODES: 1-Energy, 2-Materials, 3-Industrials, 4-Consumer Discretionary, 5-Consumer Staples, 6-Healthcare

SECTOR CODES: 7-Financials, 8-Information Technology, 9-Communication Services, 10-Utilities, 11-Real Estate

COMPANY	SECTOR	TICKER	PRICE	YIELD	iPSCORE	XSEC iPSCORE	Behavioral Preference Factor	ABSOLUTE-SCALE METRICS			RELATIVE-SCALE METRICS					MKT CAP \$millions	DAYS2TR	EPS REPORT DATE	INDUSTRY GROUP	
								ABS DCOORD	TECH OUTLK	FUNDA OUTLK	REL DCOORD	rPSCORE	VTCAVG	VSCORE	TSCORE					CSCORE
Draftkings Inc	4	DKNG	14.10	0.00	2.17	1.63	1.30	1	-0.34	2.04	4	1.79	0.72	-0.64	-0.27	3.08	11,866	0.08	20221104	GAMING
Piedmint Lithm	2	PLL	63.65	0.00	2.08	1.63	0.84	1	-0.21	1.63	2	1.34	0.83	0.11	-0.14	2.51	1,143	0.91	20221104	MINING-MISC
Cf Indus Hldgs	2	CF	107.70	1.49	2.08	1.63	0.84	1	-0.21	1.60	2	1.34	0.77	0.07	-0.14	2.38	21,460	0.09	20221102	FERTILIZERS
Broadstone NI	11	BNL	16.76	6.44	1.75	1.63	1.40	1	-0.07	2.00	4	1.36	0.02	-1.90	-0.13	2.48	2,901	1.36	20221102	REIT-EQTY TRUST - RESID
Hershey Co/The	5	HSY	234.12	1.77	1.73	1.63	1.25	1	-0.21	1.56	4	1.33	-0.05	-0.92	-0.56	2.09	47,991	0.12	20221104	FOOD-CONFECTIONERY
Clean Harbors	3	CLH	118.60	0.00	1.72	1.63	1.36	1	-0.64	1.63	4	1.63	0.51	-0.10	-0.43	1.96	6,417	0.53	20221102	WASTE REMOVAL SVCS
E.L.F. Beauty	5	ELF	43.36	0.00	1.71	1.63	1.25	1	-0.21	1.63	4	0.74	-0.46	-2.14	-0.56	2.28	2,273	0.92	20221102	COSMETICS & TOILETRIES
Cummins Inc	3	CMI	234.68	2.68	1.67	1.63	0.78	1	-0.21	2.00	3	0.45	0.78	-0.06	0.00	2.41	33,088	0.12	20221103	ENGINES-INT COMBUSTION
Cyber-Ark Sftwr	8	CYBR	156.19	0.00	1.67	1.63	1.19	1	-0.21	1.56	4	1.76	-0.18	-1.01	-0.14	1.40	6,359	0.38	20221103	IT SERVICES
Ares Commercial	7	ACRE	11.78	11.20	1.51	1.63	1.66	1	-0.35	2.00	4	1.29	0.41	-0.88	-0.28	2.11	641	2.65	20221102	REIT-MORTGAGE TRUST
Cigna Corp	6	CI	310.92	1.44	1.50	1.63	1.20	1	-0.22	1.52	4	1.29	0.53	-0.04	-0.14	1.76	94,867	0.04	20221103	INSURANCE-MULTI LINE
Cross Country	6	CCRN	36.10	0.00	1.50	1.63	1.20	1	-0.22	1.56	4	1.29	0.45	-0.26	-0.14	1.76	1,380	0.78	20221102	STAFFING
Humana Inc New	6	HUM	529.46	0.59	1.50	1.63	1.20	1	-0.22	1.56	4	1.29	0.40	-0.42	-0.14	1.76	67,005	0.05	20221102	MEDICAL-HLTH MAINT ORG
Nmi Holdings-A	7	NMIH	21.53	0.00	1.48	1.63	0.95	1	-0.21	1.56	3	0.52	0.55	-0.31	-0.14	1.83	1,824	2.34	20221101	INSURANCE-PROP/CAS/TITLE
Unum Group	7	UNM	44.77	2.95	1.46	1.63	0.71	1	-0.21	1.60	1	-0.01	0.69	0.06	-0.14	1.83	8,954	0.39	20221101	INSURANCE-ACC & HEALTH
Reinsurance Grp	7	RGA	143.11	2.24	1.45	1.63	0.95	1	-0.21	1.60	3	-0.09	0.53	-0.09	-0.14	1.55	9,587	0.40	20221103	INSURANCE-LIFE
Bp Plc	1	BP	32.08	4.43	1.12	1.63	0.90	1	-0.23	1.56	3	1.32	0.10	-0.11	0.00	0.33	100,735	0.07	20221101	OIL & GAS-INTL INTEGRATED
Dht Holdings	1	DHT	8.89	1.80	1.12	1.63	0.90	1	-0.23	1.60	3	1.32	-0.09	-0.52	0.00	0.33	1,518	0.99	20221101	TRANSPORTATION-SHIP
Northm Oil&Gas	1	NOG	34.02	2.94	1.10	1.63	0.90	1	-0.23	2.04	3	0.99	-0.33	-1.32	0.00	0.59	2,685	0.37	20221104	OIL & GAS-U S EXPLO & PROD
Par Pac Hldgs	1	PARR	23.05	0.00	1.08	1.63	0.90	1	-0.23	1.63	3	0.59	-0.63	-1.94	0.00	0.52	1,387	1.04	20221101	OIL REFINING & MARKETING



Date: 10-26-2022

Alphabetical listing of ALL Companies

SECTOR CODES: 1-Energy, 2-Materials, 3-Industrials, 4-Consumer Discretionary, 5-Consumer Staples, 6-Healthcare

SECTOR CODES: 7-Financials, 8-Information Technology, 9-Communication Services, 10-Utilities, 11-Real Estate

COMPANY	SECTOR	TICKER	PRICE	YIELD	IPSCORE	XSEC IPSCORE	ABSOLUTE-SCALE METRICS			RELATIVE-SCALE METRICS					MKT CAP	DAYS2TR	EPS REPORT DATE	INDUSTRY GROUP	
							ABS DCOORD	TECH OUTLK	FUNDA OUTLK	REL DCOORD	rPSCORE	VTCAVG	VSCORE	TSCORE					CSCORE
0-I Glass Inc	2	OI	16.89	0.00	1.62	1.17	3	-0.21	1.11	2	1.34	0.67	0.03	-0.14	2.13	2,630	1.10	20221101	GLASS PRODUCTS
10X Genomics	6	TXG	26.50	0.00	-0.60	-0.46	10	-0.07	-1.01	7	-1.00	-0.37	-0.58	0.00	-0.54	2,990	0.85	20221102	MEDICAL INFORMATION SYSTEMS
1Life Healthcar	6	ONEM	17.10	0.00	-0.29	-0.15	9	-0.51	0.11	4	1.04	-0.19	-0.67	-0.43	0.54	3,338	0.47	20221102	MEDICAL INFORMATION SYSTEMS
A10 Networks	8	ATEN	16.46	1.22	0.51	0.53	6	-0.21	0.07	4	1.33	-0.67	-1.53	-0.14	0.00	1,254	2.98	20221101	COMM NETWORK SOFTWARE
Abiomed Inc	6	ABMD	264.29	0.00	-1.88	-1.74	16	-1.37	-0.75	8	0.39	-0.76	-0.42	-1.30	-0.54	12,058	0.31	20221101	MEDICAL INSTRUMENTS
Acadia Healthcr	6	ACHC	79.69	0.00	0.58	0.73	5	-0.22	1.11	2	0.47	0.36	0.08	-0.14	1.43	7,239	0.56	20221031	MEDICAL-HOSPITALS
Acadia Pharma	6	ACAD	15.72	0.00	1.48	1.55	1	-0.07	1.63	3	0.88	1.07	-0.29	0.00	1.76	2,544	1.05	20221102	MEDICAL-BIOMED/GENETICS
Acadia Rlty Tr	11	AKR	13.80	5.22	0.47	0.42	6	1.52	-0.41	5	-0.27	0.77	1.50	1.46	-0.54	1,310	2.54	20221101	REIT-EQTY TRUST - RETAIL
Aci Worldwide	8	ACIW	23.61	0.00	-1.41	-1.34	14	0.07	0.07	5	-1.15	0.48	1.34	0.14	-0.54	2,693	1.36	20221102	COMPUTER-SOFTWARE
Acushnet Hldgs	4	GOLF	45.58	1.58	0.21	-0.15	9	-0.89	-0.30	4	0.96	-0.14	-0.23	-0.82	0.65	3,244	1.92	20221103	LEISURE & RECREATION PROD
Addus Homecare	6	ADUS	108.28	0.00	0.38	0.53	6	-0.22	-0.34	4	1.04	-0.20	-0.45	-0.14	0.00	1,741	1.79	20221031	MEDICAL-OUTPNT/HM CARE
Adient Plc	4	ADNT	34.50	0.00	0.68	0.20	7	0.34	2.04	3	0.68	1.06	-0.31	0.41	3.08	3,271	0.99	20221104	AUTO/TRUCK-ORIGINAL EQP
Adt Inc	4	ADT	8.45	1.66	1.67	1.17	3	-0.20	1.15	4	1.42	0.45	-0.85	-0.14	2.35	7,702	0.46	20221103	PROTECTION-SFTY EQ & SVC
Adtelum Gbl Edu	4	ATGE	40.93	0.00	-0.12	-0.46	10	-0.20	-0.89	1	-1.27	0.63	0.38	-0.14	0.00	1,858	1.57	20221103	SCHOOLS
Adv Drainag Sys	3	WMS	124.98	0.38	0.83	0.75	5	-0.50	1.19	4	1.63	0.16	-0.68	-0.29	1.58	10,445	0.36	20221103	BLDG & CONST PROD-MISC
Adv Energy Inds	8	AEIS	75.89	0.53	-0.94	-0.82	12	-0.76	-0.49	6	-0.81	-0.29	0.28	-0.69	-0.62	2,835	1.67	20221101	SEMI-EQPT WAFER FAB
Adv Micro Dev	8	AMD	61.47	0.00	-0.52	-0.46	10	1.59	-1.01	5	-1.67	0.30	0.12	1.66	-2.10	99,232	0.00	20221101	ELEC-SEMICONDUCTORS
Aercap Hldgs Nv	7	AER	51.31	0.00	-1.75	-1.68	16	-1.49	-0.75	8	-0.17	-0.67	-0.32	-1.42	-0.56	12,591	0.60	20221103	FINANCE-LEASING COS
Aerie Pharmact	6	AERI	15.19	0.00	1.05	1.17	3	-0.22	1.19	4	1.04	0.17	-0.78	-0.14	1.43	750	1.95	20221103	MEDICAL-DRUGS
Aerojet Rocketd	3	AJRD	47.49	0.00	-0.42	-0.41	10	-0.21	-0.93	7	-1.58	-0.29	-0.20	0.00	-0.60	3,820	1.15	20221101	AEROSPACE/DEFENSE EQUIP
Aes Corp	10	AES	25.19	2.51	0.57	1.19	3	-0.24	1.08	4	0.36	-0.72	-0.54	-1.74	0.00	16,825	0.20	20221103	UTILITY-ELECTRIC POWER
Aflac Inc	7	AFL	61.95	2.58	0.20	0.29	7	0.64	1.56	3	0.52	0.64	-0.72	0.71	1.83	39,147	0.18	20221031	INSURANCE-ACC & HEALTH
Agco Corp	3	AGCO	118.70	0.81	-0.53	-0.57	11	-1.07	1.11	2	0.92	0.46	0.30	-0.86	1.58	8,855	0.34	20221101	MACHINERY-FARM
Agilon Health	6	AGL	20.82	0.00	-1.02	-0.90	12	0.94	-0.11	1	-0.35	0.57	0.15	1.01	0.54	8,468	0.72	20221103	MEDICAL SERVICES
Agios Pharmact	6	AGIO	26.96	0.00	1.27	1.41	2	-0.51	1.52	4	1.04	0.19	-0.76	-0.43	1.76	1,478	1.64	20221103	MEDICAL PRODUCTS
Agree Rlty Corp	11	ADC	66.53	4.22	-1.75	-1.46	15	-0.73	-1.23	8	-1.33	-1.30	-1.40	-0.80	-1.55	5,311	0.39	20221101	REIT-EQTY TRUST - RETAIL
Air Lease Corp	3	AL	34.52	2.14	0.51	0.51	6	-0.07	-0.49	1	-0.64	0.45	0.94	0.14	0.00	3,827	1.47	20221103	TRANSPORTATION-EQP & LSNG
Air Prods & Che	2	APD	251.56	2.58	-0.03	-0.41	10	1.50	-1.23	5	-0.66	0.39	0.10	1.57	-0.45	55,796	0.10	20221103	CHEMICALS-DIVERSIFIED
Air Transpt Svc	3	ATSG	27.56	0.00	1.65	1.63	1	0.36	1.56	1	-0.01	1.17	0.21	0.57	1.96	2,050	2.30	20221103	TRANSPORT-AIR FREIGHT
Airbnb Inc	4	ABNB	118.45	0.00	-0.33	-0.60	11	0.34	1.19	3	-0.71	0.08	-2.51	0.41	2.35	76,838	0.04	20221101	INTERNET CONTENT
Alarm.Com Hldgs	8	ALRM	65.65	0.00	-1.66	-1.56	15	0.90	-0.89	5	-1.67	0.23	0.20	0.97	-1.24	3,265	1.86	20221103	PROTECTION-SFTY EQ & SVC
Albemarle Corp	2	ALB	281.43	0.56	1.60	1.17	3	1.50	1.19	1	0.79	1.23	0.03	1.57	2.13	32,964	0.06	20221102	CHEMICALS-DIVERSIFIED
Alignment Hlthc	6	ALHC	12.67	0.00	0.58	0.73	5	-0.51	1.19	2	0.47	0.38	0.16	-0.43	1.43	2,372	2.48	20221103	MEDICAL SERVICES
Allegheny Tech	2	ATI	30.08	0.00	1.62	1.19	3	-0.21	1.19	2	1.16	0.59	0.03	-0.14	1.87	3,907	0.95	20221102	STEEL-SPECIALTY ALLOYS
Allegiant Travl	3	ALGT	70.04	0.00	-0.41	-0.46	10	1.35	-1.01	5	-1.50	0.46	1.03	1.57	-1.06	1,273	1.20	20221102	TRANSPORTATION-AIRLINE
Alliance Res	1	ARLP	23.56	6.79	0.19	0.73	5	1.31	1.19	1	-0.07	0.39	0.48	1.54	0.00	N/A	2.58	20221031	COAL
Allogene Therps	6	ALLO	9.79	0.00	-0.07	0.07	8	0.94	1.11	3	0.88	0.42	-1.18	1.01	1.43	1,408	1.50	20221103	MEDICAL-BIOMED/GENETICS
Allscripts Hlth	6	MDRX	14.63	0.00	0.99	1.17	3	1.37	1.15	1	-0.35	1.00	0.11	1.45	1.43	1,621	1.42	20221103	MEDICAL INFORMATION SYSTEMS

Date: 10-26-2022

Alphabetical listing of ALL Companies

SECTOR CODES: 1-Energy, 2-Materials, 3-Industrials, 4-Consumer Discretionary, 5-Consumer Staples, 6-Healthcare

SECTOR CODES: 7-Financials, 8-Information Technology, 9-Communication Services, 10-Utilities, 11-Real Estate

COMPANY	SECTOR	TICKER	PRICE	YIELD	IPSCORE	XSEC IPSCORE	ABSOLUTE-SCALE METRICS			RELATIVE-SCALE METRICS					MKT CAP	DAYS2TR	EPS REPORT DATE	INDUSTRY GROUP	
							ABS DCOORD	TECH OUTLK	FUNDA OUTLK	REL DCOORD	rPSCORE	VTCAVG	VSCORE	TSCORE					CSCORE
Allstate Corp	7	ALL	124.65	2.73	0.36	0.51	6	-0.07	-0.56	1	-0.63	0.10	0.17	0.00	0.00	33,692	0.08	20221102	INSURANCE-PROP/CAS/TITLE
Alphatec Hldgs	6	ATEC	10.33	0.00	0.13	0.29	7	-1.09	1.52	2	0.47	0.25	0.01	-1.01	1.76	1,081	2.52	20221103	MEDICAL INSTRUMENTS
Altair Engineer	8	ALTR	47.40	0.00	-0.46	-0.41	10	1.32	-1.01	7	-0.12	-0.02	-0.83	1.39	-1.24	3,789	1.35	20221103	ENGINEERING/R&D SVCS
Alteryx Lic-A	8	AYX	48.54	0.00	-0.87	-0.82	12	-0.76	-0.49	8	0.90	-0.60	-0.21	-0.69	-1.17	3,325	0.67	20221101	INTERNET SOFTWARE
Altice Usa Inc	9	ATUS	6.32	0.00	0.88	0.51	6	-0.32	-0.49	2	1.66	1.29	3.14	-0.39	0.61	2,874	0.55	20221102	COMMUNICATIONS COMPONENTS
Amc Networks- A	9	AMCX	22.46	0.00	-0.15	-0.46	10	1.23	-0.82	1	-0.44	1.39	1.96	1.16	0.00	952	2.76	20221104	BROADCASTING-RADIO/TV
Amcors Plc	2	AMCR	11.47	4.18	-0.03	-0.41	10	-0.07	-0.82	3	-0.66	-0.01	-0.02	0.00	0.00	17,079	0.29	20221101	CONTAINERS-PAPER/PLASTIC
Amer Axle & Mfg	4	AXL	8.99	0.00	0.94	0.51	6	-0.20	-0.52	2	1.05	0.39	0.66	-0.14	0.65	1,030	1.86	20221104	AUTO/TRUCK-ORIGINAL EQP
Amer Finl Group	7	AFG	133.26	1.89	-0.62	-0.57	11	-1.35	1.11	2	1.29	0.25	0.06	-1.28	1.48	11,349	0.57	20221102	INSURANCE-PROP/CAS/TITLE
Amer Intl Grp	7	AIG	54.29	2.36	-1.80	-1.74	16	-1.63	-0.93	6	-1.16	-0.33	0.72	-1.56	-0.56	41,283	0.09	20221101	INSURANCE-MULTI LINE
Amer Water Work	10	AWK	139.55	1.88	-0.26	0.51	6	1.82	-0.30	7	-1.26	-1.29	-1.83	0.32	-1.84	25,368	0.18	20221031	UTILITY-WATER SUPPLY
Amerco Inc	3	UHAL	577.80	0.00	-1.19	-1.23	14	-1.50	-0.34	2	0.92	0.09	0.64	-1.28	0.00	11,331	0.83	20221102	TRANSPORTATION-EQP & LSNG
Ameren Corp	10	AEE	79.52	2.97	0.57	1.17	3	1.82	1.08	3	0.36	-0.55	-1.25	0.32	0.00	20,546	0.20	20221103	UTILITY-ELECTRIC POWER
Ameresco Inc-A	3	AMRC	61.73	0.00	0.78	0.73	5	1.21	1.08	3	0.45	0.77	-0.20	1.43	1.58	3,198	1.13	20221101	OTHER ALT ENERGY
American Hm 4 R	11	AMH	32.79	2.20	1.24	1.17	3	1.26	1.08	3	0.71	0.47	-1.30	1.19	1.63	11,423	0.35	20221103	REIT-EQTY TRUST - RESID
Americold Rlty	11	COLD	23.13	3.80	-0.53	-0.46	10	1.52	-0.82	5	-0.92	0.58	1.01	1.46	-0.62	6,230	0.57	20221103	REIT-EQTY TRUST - OTHER
Amerisourcebrgn	6	ABC	152.77	1.20	0.10	0.20	7	-1.09	1.52	1	-0.35	0.86	0.08	-1.01	1.76	31,663	0.15	20221103	MEDICAL/DENTAL-SUPPLIES
Ametek Inc	3	AME	123.04	0.72	0.34	0.29	7	0.64	1.56	3	0.45	0.55	-0.52	0.86	1.96	28,247	0.18	20221101	ELEC TEST EQUIPMENT
Amgen Inc	6	AMGN	259.99	2.98	-1.40	-1.23	14	-1.09	-0.34	4	1.04	-0.37	-0.08	-1.01	0.00	139,077	0.04	20221103	MEDICAL-BIOMED/GENETICS
Amkor Tech Inc	8	AMKR	20.08	1.00	-0.64	-0.57	11	-1.04	1.15	2	0.99	-0.18	0.03	-0.97	1.01	4,916	1.48	20221031	ELEC-SEMICONDUCTORS
Amn Hlthcr Svcs	6	AMN	120.04	0.00	1.48	1.61	1	-0.65	2.04	2	0.88	0.57	0.25	-0.58	2.04	5,194	0.36	20221103	MEDICAL SERVICES
Ansys Inc	8	ANSS	219.50	0.00	-0.46	-0.46	10	1.32	-0.78	7	-0.12	0.18	-0.33	1.39	-1.24	19,112	0.15	20221102	COMPUTER-SOFTWARE
Apa Corp	1	APA	45.20	2.21	-0.01	0.53	6	-0.23	-0.52	7	0.19	-0.76	-0.33	0.00	-1.37	14,759	0.06	20221102	OIL & GAS-U S EXPLO & PROD
Apartment Reit	11	AIRC	38.15	4.72	0.44	0.51	6	1.26	-0.30	1	-0.92	0.48	0.37	1.19	0.00	5,882	0.66	20221103	REIT-EQTY TRUST - RESID
Api Group Cp	3	APG	15.92	0.00	-1.67	-1.68	16	-1.35	-0.93	8	0.30	-0.76	-0.32	-1.14	-1.06	3,712	1.69	20221103	BUSINESS SERVICES
Apollo Gbl Mgt	7	APO	54.31	2.95	-1.35	-1.26	14	-1.35	-0.45	8	-0.78	-1.07	-1.60	-1.28	-0.49	31,010	0.19	20221102	FINANCE-INVESTMENT MGMT
Apollo Medical	6	AMEH	33.67	0.00	0.32	0.42	6	1.66	-0.30	1	-0.35	0.60	0.35	1.74	0.00	1,901	2.95	20221103	MEDICAL SERVICES
Appian Corp	8	APPN	47.87	0.00	-1.35	-1.23	14	-1.32	-0.49	8	0.30	-0.93	-0.76	-1.25	-0.62	3,468	1.46	20221103	INTERNET SOFTWARE
Aptiv Plc	4	APTV	90.30	0.00	0.84	0.42	6	-0.07	-0.49	1	-1.27	0.31	0.28	0.00	0.65	24,465	0.15	20221103	TECHNOLOGY SERVICES
Arbor Rlty Trst	7	ABR	13.07	11.94	0.45	0.53	6	-0.35	-0.37	2	1.29	-0.02	0.06	-0.28	0.00	2,226	0.76	20221104	REIT-MORTGAGE TRUST
Arcbest Corp	3	ARCB	75.98	0.63	0.51	0.51	6	1.64	-0.34	1	-0.64	0.71	0.63	1.85	0.00	1,864	1.73	20221101	TRANSPORTATION-TRUCK
Arconic Corp	2	ARNC	21.34	0.00	-0.08	-0.46	10	1.64	-1.34	7	-1.93	0.38	-0.07	1.72	-0.45	2,191	1.66	20221101	METAL PROD-DISTRIBUTOR
Arcosa Inc	3	ACA	61.90	0.32	1.18	1.19	3	-0.21	1.19	1	-0.64	0.58	0.12	0.00	1.58	2,993	1.73	20221102	BLDG & CONST PROD-MISC
Arcutis Biother	6	ARQT	17.02	0.00	-1.65	-1.46	15	-1.23	-0.89	8	0.39	-0.88	-0.52	-1.16	-0.95	878	2.02	20221103	MEDICAL-BIOMED/GENETICS
Ares Commercial	7	ACRE	11.78	11.20	1.51	1.63	1	-0.35	2.00	4	1.29	0.41	-0.88	-0.28	2.11	641	2.65	20221102	REIT-MORTGAGE TRUST
Arista Networks	8	ANET	112.63	0.00	0.97	0.97	4	-0.76	2.04	4	1.33	-0.34	-1.00	-0.69	1.71	34,271	0.10	20221031	COMMUNICATIONS COMPONENTS
Arrow Electroni	8	ARW	100.07	0.00	-1.88	-1.78	16	1.32	-0.93	5	-1.67	0.24	1.07	1.39	-1.24	6,422	0.44	20221103	ELECTRONIC PARTS DISTRIB

Date: 10-26-2022

Alphabetical listing of ALL Companies

SECTOR CODES: 1-Energy, 2-Materials, 3-Industrials, 4-Consumer Discretionary, 5-Consumer Staples, 6-Healthcare

SECTOR CODES: 7-Financials, 8-Information Technology, 9-Communication Services, 10-Utilities, 11-Real Estate

COMPANY	SECTOR	TICKER	PRICE	YIELD	IPSCORE	XSEC IPSCORE	ABSOLUTE-SCALE METRICS			RELATIVE-SCALE METRICS					MKT CAP	DAYS2TR	EPS REPORT DATE	INDUSTRY GROUP	
							ABS DCOORD	TECH OUTLK	FUNDA OUTLK	REL DCOORD	rPSCORE	VTCAVG	VSCORE	TSCORE					CSCORE
Artisan Ptnr Am	7	APAM	28.05	8.56	0.36	0.42	6	-0.07	-0.08	1	-0.63	0.36	0.33	0.00	0.56	2,233	1.43	20221101	FINANCE-INVESTMENT MGMT
Arvinas Inc	6	ARVN	44.15	0.00	-0.60	-0.46	10	-1.37	-0.93	7	-1.00	-0.31	-0.39	-1.30	-0.54	2,349	1.67	20221102	MEDICAL-BIOMED/GENETICS
Assurant Inc	7	AIZ	152.74	1.78	-0.53	-0.46	10	-0.07	-1.30	5	-1.47	-0.24	0.29	0.00	-1.06	8,127	0.44	20221101	INSURANCE-MULTI LINE
Atlas Air World	3	AAWW	100.55	0.00	1.20	1.19	3	-0.21	1.11	1	-0.01	0.98	1.03	0.00	1.58	2,848	0.55	20221103	TRANSPORT-AIR FREIGHT
Atlas Corp	7	ATCO	14.92	3.35	0.36	0.51	6	1.49	-0.30	1	-0.63	0.48	0.04	1.56	0.00	3,696	0.81	20221101	FINANCE-INVESTMENT MGMT
Atlassian Cp-A	8	TEAM	210.59	0.00	0.39	0.42	6	1.59	-0.56	5	-1.67	-0.11	0.03	1.66	-0.62	53,685	0.09	20221103	INTERNET SOFTWARE
Atricure Inc	6	ATRC	38.79	0.00	0.32	0.42	6	-0.36	0.04	1	-0.35	0.75	0.26	-0.29	0.54	1,801	2.03	20221101	MEDICAL PRODUCTS
Aurinia Pharma	6	AUPH	7.40	0.00	-0.60	-0.46	10	-1.37	-1.01	7	-1.00	-0.24	-0.19	-1.30	-0.54	1,050	1.65	20221102	MEDICAL-DRUGS
Autohome Inc	9	ATHM	26.86	1.90	0.37	0.07	8	-0.71	1.15	2	0.61	0.16	0.57	-0.77	2.23	3,372	2.13	20221103	INTERNET SERVICES
Avalonbay Cmnty	11	AVB	178.80	3.56	1.24	1.17	3	1.26	1.11	3	0.71	0.69	-0.65	1.19	1.63	25,002	0.19	20221103	REIT-EQTY TRUST - RESID
Avient Corp	2	AVNT	33.99	2.79	0.91	0.42	6	-0.07	-0.52	1	0.34	0.18	0.02	0.00	0.52	3,091	0.99	20221102	CHEMICALS-DIVERSIFIED
Avis Budget Grp	3	CAR	230.75	0.00	0.36	0.29	7	-1.50	2.08	2	0.92	0.87	0.92	-1.28	2.26	11,091	0.10	20221031	BUSINESS SERVICES
Avista Corp	10	AVA	39.78	4.42	-1.29	-0.41	10	-0.39	-0.75	5	-1.66	-0.47	0.02	-1.89	-1.90	2,903	1.56	20221101	UTILITY-ELECTRIC POWER
Axcelis Tech	8	ACLS	57.87	0.00	0.91	0.95	4	1.59	1.52	3	-0.12	0.37	-0.61	1.66	1.09	1,912	1.02	20221102	ELECTRONICS-MANUFACTURING MACH
Axonics Modultn	6	AXNX	71.15	0.00	0.60	0.75	5	-0.51	1.15	4	1.04	0.08	-0.75	-0.43	1.43	3,352	0.66	20221031	MEDICAL INFORMATION SYSTEMS
B2Gold Corp	2	BTG	3.15	5.08	0.87	0.42	6	-1.36	-0.52	3	-0.66	0.15	-0.07	-1.29	0.52	3,382	0.79	20221101	MINING-GOLD
Balchem Cp Cl-B	2	BCPC	134.89	0.47	-0.18	-0.57	11	-1.07	1.15	2	1.16	0.41	0.09	-1.00	2.13	4,333	2.42	20221104	CHEMICALS-SPECIALTY
Banco Bilbao Vz	7	BBVA	5.21	3.62	0.23	0.31	7	-1.06	1.60	2	1.29	0.53	0.27	-0.99	1.83	33,275	2.40	20221104	BANKS-FOREIGN
Banco Bradesco	7	BBD	3.68	0.89	-1.56	-1.52	15	-0.78	-0.86	6	-0.63	-0.02	0.94	-0.71	-0.56	39,223	0.18	20221103	BANKS-FOREIGN
Banco Itau -Adr	7	ITUB	5.50	0.63	-0.53	-0.36	10	-0.21	-0.78	7	-1.47	-0.23	-0.08	-0.14	-0.56	53,900	0.10	20221103	BANKS-FOREIGN
Beacon Roofing	3	BECN	54.50	0.00	-0.41	-0.46	10	1.64	-0.86	5	-1.50	0.28	0.13	1.85	-0.60	3,543	0.60	20221103	BLDG PROD-RETAIL/WHLSLE
Beigene Ltd-Adr	6	BGNE	160.88	0.00	-1.43	-1.34	14	0.07	0.07	3	0.47	0.15	-0.25	0.14	0.54	16,683	0.54	20221103	MEDICAL-BIOMED/GENETICS
Belden Inc	8	BDC	68.01	0.29	1.66	1.61	1	-0.21	2.04	2	1.50	0.85	1.41	-0.14	1.71	2,960	1.66	20221102	WIRE & CABLE PRODUCTS
Berkshire Hth-A	7	BRK.A	436400.0	0.00	-1.35	-1.26	14	0.07	-0.26	1	-0.63	0.22	0.40	0.14	0.00	640,348	0.02	20221104	INSURANCE-PROP/CAS/TITLE
Berkshire Hth-B	7	BRK.B	289.24	0.00	0.18	0.29	7	0.35	1.60	1	-0.01	1.18	1.19	0.43	1.83	636,621	0.02	20221104	INSURANCE-PROP/CAS/TITLE
Bigcommerce Hld	8	BIGC	14.66	0.00	-0.48	-0.46	10	-0.07	-0.82	7	-0.81	-0.28	-0.08	0.00	-1.24	1,076	2.28	20221103	ELECTRONIC COMMERCE
Bill.Com Holdng	8	BILL	133.80	0.00	1.56	1.61	1	-0.07	1.63	3	-0.81	-0.43	-1.78	0.00	1.40	14,028	0.10	20221103	INTERNET SOFTWARE
Bio-Techne Cp	6	TECH	296.60	0.43	-0.60	-0.41	10	-0.07	-1.27	7	-1.00	-0.43	-0.27	0.00	-1.02	11,633	0.26	20221101	MEDICAL-BIOMED/GENETICS
Biocryst Pharma	6	BCRX	13.67	0.00	-0.52	-0.41	10	-0.65	-1.01	8	0.80	-0.42	-0.15	-0.58	-0.54	2,542	0.74	20221101	MEDICAL-DRUGS
Bionano Genomic	6	BNGO	2.34	0.00	-0.54	-0.36	10	-0.65	-0.97	8	0.39	-0.72	-1.03	-0.58	-0.54	678	1.59	20221103	MEDICAL-BIOMED/GENETICS
Black Hills Cor	10	BKH	63.00	3.78	-1.29	-0.46	10	1.82	-0.86	5	-1.66	-0.40	0.19	0.32	-2.30	4,084	0.76	20221102	UTILITY-ELECTRIC POWER
Black Knight	8	BKI	64.05	0.00	-0.93	-0.90	12	0.49	0.15	1	-0.64	0.61	0.98	0.55	0.00	9,993	0.46	20221103	BUSINESS INFORMATION SERVICES
Blackbaud Inc	8	BLKB	52.70	0.00	0.27	0.29	7	-1.32	1.60	2	0.99	0.26	1.22	-1.25	1.40	2,795	1.11	20221101	COMPUTER-SOFTWARE
Blackline Inc	8	BL	56.63	0.00	0.45	0.42	6	-0.07	-0.41	7	-0.12	-0.19	-0.17	0.00	-0.62	3,377	0.86	20221103	INTERNET SOFTWARE
Block H & R	4	HRB	41.15	2.82	1.93	1.41	2	-0.48	1.63	4	1.79	0.77	-0.03	-0.41	2.75	6,528	0.34	20221101	CONS SERVICES - MISC
Bloom Energy-A	3	BE	17.97	0.00	-1.44	-1.46	15	-1.21	-0.97	8	0.30	-0.92	-1.09	-1.00	-0.60	3,202	0.47	20221103	OTHER ALT ENERGY
Bluebird Bio	6	BLUE	6.17	0.00	1.24	1.39	2	-0.94	1.63	2	0.47	0.30	0.00	-0.87	1.76	476	0.86	20221104	MEDICAL-BIOMED/GENETICS



Date: 10-26-2022

Alphabetical listing of ALL Companies

SECTOR CODES: 1-Energy, 2-Materials, 3-Industrials, 4-Consumer Discretionary, 5-Consumer Staples, 6-Healthcare

SECTOR CODES: 7-Financials, 8-Information Technology, 9-Communication Services, 10-Utilities, 11-Real Estate

COMPANY	SECTOR	TICKER	PRICE	YIELD	IPSCORE	XSEC IPSCORE	ABSOLUTE-SCALE METRICS			RELATIVE-SCALE METRICS					MKT CAP	DAYS2TR	EPS REPORT DATE	INDUSTRY GROUP	
							ABS DCOORD	TECH OUTLK	FUNDA OUTLK	REL DCOORD	rPSCORE	VTCAVG	VSCORE	TSCORE					CSCORE
Blueprint Med	6	BPMC	49.24	0.00	-1.65	-1.52	15	-0.80	-1.41	8	0.39	-0.80	-0.65	-0.72	-1.02	2,933	0.64	20221101	MEDICAL-BIOMED/GENETICS
Bnp Paribas-Adr	7	BNPQY	23.69	6.90	-1.35	-1.26	14	0.35	-0.41	1	-0.63	0.24	0.23	0.43	0.00	58,483	1.64	20221104	BANKS-FOREIGN
Boise Cascade	3	BCC	64.51	0.74	0.38	0.29	7	-1.35	1.60	2	1.39	1.23	1.89	-1.14	1.96	2,545	1.55	20221031	BLDG PROD-WOOD
Booking Holdngs	4	BKNG	1874.61	0.00	-0.99	-1.26	14	-1.57	0.00	4	0.96	-0.13	-0.16	-1.50	1.30	74,434	0.04	20221102	ELECTRONIC COMMERCE
Bp Plc	1	BP	32.08	4.43	1.12	1.63	1	-0.23	1.56	3	1.32	0.10	-0.11	0.00	0.33	100,735	0.07	20221101	OIL & GAS-INTL INTEGRATED
Bridgebio Pharm	6	BBIO	10.60	0.00	-0.30	-0.13	9	-0.22	-0.45	4	0.72	-0.57	-1.27	-0.14	0.00	1,571	1.57	20221103	MEDICAL-GENERIC DRUGS
Brigham Mnrls	1	MNRL	30.62	2.09	0.62	1.17	3	1.61	1.19	1	-0.07	0.42	0.49	1.84	0.00	1,853	2.22	20221103	MINING-MISC
Bright Horzn Fs	4	BFAM	64.05	0.00	-1.58	-1.78	16	0.07	-0.97	1	-1.92	0.05	0.01	0.14	0.00	3,703	0.82	20221101	SCHOOLS
Brinker Intl	4	EAT	31.02	0.00	-1.51	-1.74	16	-1.30	-0.97	2	-0.15	-0.35	0.21	-1.23	0.00	1,366	1.05	20221102	RETAIL-FOOD & RESTAURANTS
Brixmor Ppty Gp	11	BRX	20.68	4.64	0.27	0.29	7	-0.07	1.52	3	0.71	0.44	-0.85	-0.13	2.02	6,197	0.48	20221101	REIT-EQTY TRUST - RETAIL
Broadridge Finl	8	BR	144.39	2.01	0.05	0.07	8	-0.76	1.11	2	0.99	0.35	1.07	-0.69	1.01	16,987	0.26	20221102	OUTSOURCING
Broadstone NI	11	BNL	16.76	6.44	1.75	1.63	1	-0.07	2.00	4	1.36	0.02	-1.90	-0.13	2.48	2,901	1.36	20221102	REIT-EQTY TRUST - RESID
Brookfield Infr	11	BIP	35.62	4.04	-0.46	-0.41	10	1.52	-0.82	8	0.55	-0.39	-0.27	1.46	-0.62	16,310	1.39	20221102	REIT-EQTY TRUST - OTHER
Brookfld Renw-A	1	BEPC	30.86	4.15	0.62	1.17	3	1.77	1.19	1	-0.07	0.69	1.25	2.00	0.26	5,315	0.91	20221104	OTHER ALT ENERGY
Brookfld Renwbl	10	BEP	29.04	4.41	0.60	1.17	3	1.82	1.15	3	1.06	0.04	-0.08	0.32	0.00	7,994	2.31	20221104	UTILITY-ELECTRIC POWER
Bruker Corp	6	BRKR	60.79	0.33	-1.42	-1.26	14	-1.66	-0.34	4	0.72	-0.58	-0.12	-1.59	0.00	9,005	0.48	20221103	INSTRUMENTS-SCIENTIFIC
Ca Resources Cp	1	CRC	43.86	1.55	-0.01	0.42	6	1.61	-0.52	7	0.19	-0.87	-0.60	1.84	-1.82	3,306	0.82	20221102	OIL & GAS-U S EXPLO & PROD
Cable One Inc	9	CABO	800.99	1.42	-0.15	-0.46	10	1.23	-0.86	1	-0.44	1.25	1.65	1.16	0.00	4,709	0.36	20221103	CABLE TV
Caesars Entertn	4	CZR	42.49	0.00	-0.99	-1.23	14	-1.57	-0.11	4	0.96	-0.23	-0.46	-1.50	1.30	9,111	0.12	20221101	LEISURE & RECREATION SVCS
Callon Pete-Del	1	CPE	44.71	0.00	-2.19	-1.74	16	-1.46	-0.93	6	-0.21	-0.53	1.39	-1.23	-2.28	2,758	0.40	20221102	OIL & GAS-U S EXPLO & PROD
Camping World	4	CWH	27.30	9.16	-0.16	-0.46	10	1.30	-1.45	5	-2.29	0.30	0.07	1.36	-0.57	2,275	1.10	20221101	LEISURE & RECREATION SVCS
Canopy Growth	6	CGC	2.91	0.00	-0.60	-0.41	10	-1.37	-0.93	6	-1.00	-0.23	0.16	-1.30	-0.54	1,398	0.56	20221104	MEDICAL PRODUCTS
Cardinal Health	6	CAH	73.72	2.69	-0.52	-0.41	10	-0.22	-1.19	8	0.80	-0.48	-0.29	-0.14	-1.02	19,316	0.11	20221104	MEDICAL/DENTAL-SUPPLIES
Carvana Co	4	CVNA	15.28	0.00	0.84	0.42	6	1.30	-0.56	1	-1.27	0.53	0.14	1.36	0.08	2,883	0.13	20221103	ELECTRONIC COMMERCE
Catalent Inc	6	CTLT	71.36	0.00	-0.64	-0.46	10	1.37	-0.93	5	-2.06	0.35	0.13	1.45	-0.54	12,837	0.22	20221101	MEDICAL-DRUGS
Cavco Indus Inc	4	CVCO	231.35	0.00	-0.33	-0.68	11	0.07	1.19	1	-0.53	0.95	0.36	0.14	2.35	2,057	2.07	20221103	BLDG-MOBILE/MFG & RV
Cboe Global Mkt	7	CBOE	124.41	1.61	1.48	1.61	1	1.49	2.00	3	0.52	0.68	-0.37	1.56	2.26	13,195	0.32	20221104	SECURITIES EXCHANGES
Cdw Corp	8	CDW	168.56	1.19	0.27	0.29	7	-0.07	1.56	2	0.99	0.23	1.15	0.00	1.40	22,775	0.22	20221102	IT SERVICES
Cedar Fair	4	FUN	40.27	2.98	0.90	0.42	6	1.57	-0.08	1	0.22	1.17	0.54	1.64	1.30	2,297	2.39	20221102	LEISURE & RECREATION SVCS
Celanese Corp	2	CE	96.02	2.83	0.02	-0.41	10	-0.36	-0.93	6	0.61	-0.18	0.13	-0.29	-0.39	10,404	0.26	20221103	CHEMICALS-SPECIALTY
Cemig Sa -Adr	10	CIG	2.13	1.65	0.34	0.95	4	0.55	1.52	2	1.06	-0.16	0.01	-0.95	0.33	4,689	0.92	20221103	UTILITY-ELECTRIC POWER
Cenovus Energy	1	CVE	19.51	1.64	-0.90	-0.41	10	-0.23	-1.38	7	-0.34	-1.09	-0.57	0.00	-2.35	37,525	0.15	20221102	OIL & GAS-CDN INTEGRATED
Centerpoint Egy	10	CNP	27.65	2.60	-1.66	-0.82	12	1.03	-0.41	8	1.87	-0.61	-0.06	-0.47	-1.84	17,406	0.17	20221101	UTILITY-ELECTRIC POWER
Ceridian Hcm	8	CDAY	63.46	0.00	-0.62	-0.57	11	-1.04	1.19	4	1.33	-0.69	-0.83	-0.97	1.01	9,713	0.34	20221102	INTERNET SOFTWARE
Cf Indus Hldgs	2	CF	107.70	1.49	2.08	1.63	1	-0.21	1.60	2	1.34	0.77	0.07	-0.14	2.38	21,460	0.09	20221102	FERTILIZERS
Ch Robinson Wwd	3	CHRW	94.80	2.32	0.98	0.89	4	0.93	1.56	1	-0.01	1.35	0.98	1.14	1.96	11,744	0.20	20221102	TRANSPORTATION-SVCS
Charles Rvr Lab	6	CRL	219.12	0.00	-1.43	-1.26	14	-1.37	-0.49	2	0.47	-0.43	0.02	-1.30	0.00	11,145	0.21	20221102	MEDICAL SERVICES

Date: 10-26-2022

Alphabetical listing of ALL Companies

SECTOR CODES: 1-Energy, 2-Materials, 3-Industrials, 4-Consumer Discretionary, 5-Consumer Staples, 6-Healthcare

SECTOR CODES: 7-Financials, 8-Information Technology, 9-Communication Services, 10-Utilities, 11-Real Estate

COMPANY	SECTOR	TICKER	PRICE	YIELD	IPSCORE	XSEC IPSCORE	ABSOLUTE-SCALE METRICS			RELATIVE-SCALE METRICS					MKT CAP	DAYS2TR	EPS REPORT DATE	INDUSTRY GROUP	
							ABS DCOORD	TECH OUTLK	FUNDA OUTLK	REL DCOORD	rPSCORE	VTCAVG	VSCORE	TSCORE					CSCORE
Cheesecake Fact	4	CAKE	32.87	3.29	-1.49	-1.68	16	-1.57	-0.93	4	0.40	-0.57	-0.17	-1.50	0.00	1,717	0.87	20221101	RETAIL-FOOD & RESTAURANTS
Chegg Inc	4	CHGG	22.19	0.00	-0.99	-1.26	14	-1.30	0.04	4	0.96	-0.05	-0.20	-1.23	1.30	2,805	0.86	20221101	INTERNET SOFTWARE
Chemed Corp	6	CHE	457.90	0.33	0.35	0.42	6	-1.37	0.07	3	0.47	0.15	-0.08	-1.30	0.54	6,825	0.70	20221031	MEDICAL-OUTPNT/HM CARE
Cheniere Energy	1	CQP	56.99	5.44	0.67	1.08	3	1.15	1.15	3	0.99	-0.15	-0.68	1.38	0.00	27,585	1.65	20221103	OIL & GAS-PROD/PIPELINE
Cheniere Energy	1	LNG	169.28	0.78	0.67	1.17	3	-0.23	1.19	3	0.99	-0.45	-1.01	0.00	0.00	42,283	0.05	20221103	OIL & GAS-U S EXPLO & PROD
Chesapeake Egy	1	CHK	98.89	2.22	0.12	0.73	5	-0.54	0.67	8	-1.47	-0.71	-0.74	-0.31	-0.78	11,951	0.13	20221101	OIL & GAS-U S EXPLO & PROD
Chesapeake Util	10	CPK	122.51	1.75	0.51	1.19	3	-0.39	1.08	4	-1.26	-1.34	-1.72	-1.89	0.00	2,173	2.86	20221102	UTILITY-GAS DISTRIBUTION
Chimera Invest	7	CIM	6.42	14.33	0.33	0.47	6	1.35	-0.56	7	-1.47	0.13	-0.31	1.42	-0.49	1,488	1.02	20221103	REIT-MORTGAGE TRUST
Cia Siderur-Adr	2	SID	2.49	10.90	-0.10	-0.46	10	-0.07	-1.01	7	-2.56	-0.18	-0.16	0.00	-0.39	3,455	2.49	20221102	STEEL-PRODUCERS
Cigna Corp	6	CI	310.92	1.44	1.50	1.63	1	-0.22	1.52	4	1.29	0.53	-0.04	-0.14	1.76	94,867	0.04	20221103	INSURANCE-MULTI LINE
Cincinnati Finl	7	CINF	98.95	2.79	-1.28	-1.23	14	-1.63	-0.52	4	0.83	-0.46	-0.21	-1.56	0.00	15,753	0.28	20221031	INSURANCE-PROP/CAS/TITLE
Cinemark Hldgs	9	CNK	10.01	0.00	-0.11	-0.41	10	1.48	-1.01	3	0.72	0.51	-0.27	1.42	0.00	1,207	0.64	20221104	LEISURE & RECREATION SVCS
Cirrus Logic	8	CRUS	68.34	0.00	1.11	1.08	3	1.32	1.11	1	-0.64	0.85	0.21	1.39	1.01	3,823	0.73	20221101	ELEC-SEMICONDUCTORS
Civitas Resrcs	1	CIVI	67.67	2.73	0.62	1.19	3	-0.23	1.11	1	-0.07	0.46	1.04	0.00	0.00	5,754	0.49	20221031	OIL & GAS-U S EXPLO & PROD
Clean Harbors	3	CLH	118.60	0.00	1.72	1.63	1	-0.64	1.63	4	1.63	0.51	-0.10	-0.43	1.96	6,417	0.53	20221102	WASTE REMOVAL SVCS
Clearfield Inc	8	CLFD	118.60	0.00	-0.44	-0.36	10	-0.21	-0.82	8	0.30	-1.01	-1.76	-0.14	-1.24	1,634	0.94	20221103	WIRELESS EQUIPMENT
Clearway Egy	10	CWEN	33.32	4.33	-1.77	-0.79	12	-0.87	-0.49	8	-0.75	-2.00	-2.09	-2.37	-1.38	6,731	1.18	20221102	OTHER ALT ENERGY
Clorox Co	5	CLX	140.46	3.36	-1.06	-1.34	14	0.35	-0.52	2	0.23	-0.01	0.04	0.00	0.00	17,327	0.17	20221101	SOAP & CLNG PREPARATNS
Cloudflare Inc	8	NET	57.55	0.00	0.43	0.51	6	-0.07	-0.08	3	-0.81	-0.79	-1.98	0.00	0.00	18,775	0.10	20221103	INTERNET SOFTWARE
Cna Finl Corp	7	CNA	40.79	3.92	-1.75	-1.68	16	-1.35	-0.89	8	-0.17	-0.53	-0.04	-1.28	-0.56	11,067	1.83	20221031	INSURANCE-PROP/CAS/TITLE
Cno Finl Grp	7	CNO	20.78	2.69	-0.62	-0.57	11	-1.35	0.67	2	1.29	0.24	0.46	-1.28	1.06	2,377	1.54	20221031	INSURANCE-MULTI LINE
Coca Cola Bottl	5	COKE	469.65	0.21	-1.51	-1.78	16	0.35	-1.27	6	-0.37	-0.10	0.15	0.00	-0.51	4,402	1.48	20221101	BEVERAGES-SOFT DRINKS
Cogent Comm Hld	9	CCOI	50.82	7.12	0.78	0.42	6	1.48	-0.04	1	-1.38	0.87	0.50	1.42	1.23	2,440	1.61	20221103	WIRELESS NATIONAL
Cognex Corp	8	CGNX	45.99	0.57	-1.80	-1.74	16	-1.59	-1.45	8	0.30	-1.23	-0.64	-1.53	-1.79	7,975	0.79	20221103	ELEC TEST EQUIPMENT
Cognizant Tech	8	CTSH	61.48	1.76	0.41	0.42	6	1.59	-0.30	5	-1.15	0.71	0.41	1.66	-0.62	31,833	0.10	20221102	BUSINESS SOFTWARE SVCS/BPO
Colliers Int Gp	11	CIGI	98.32	0.31	1.19	1.17	3	-0.07	1.19	1	-0.27	0.94	0.11	-0.13	1.63	4,126	2.15	20221101	REAL ESTATE OPERATIONS
Commscope Hldg	8	COMM	13.10	0.00	1.68	1.61	1	-0.21	2.04	2	1.93	1.18	2.23	-0.14	1.71	2,727	0.71	20221103	COMM INFRASTRUCTURE
Commvault Systm	8	CVLT	60.61	0.00	-0.62	-0.60	11	-1.04	1.08	4	1.33	-0.52	-0.54	-0.97	1.01	2,716	1.42	20221101	COMPUTER-SOFTWARE
Comstock Resour	1	CRK	17.62	0.00	0.16	0.73	5	1.31	1.19	4	-0.61	-0.11	-0.17	1.54	0.00	4,108	0.39	20221101	OIL & GAS-U S EXPLO & PROD
Conocophillips	1	COP	123.94	1.48	-0.01	0.53	6	-0.23	-0.49	7	0.19	-0.83	-0.49	0.00	-1.37	160,310	0.03	20221103	OIL & GAS-U S INTEGRATED
Consol Edison	10	ED	85.85	3.68	-0.65	0.07	8	1.03	1.11	2	1.67	0.11	0.46	-0.47	0.00	30,441	0.14	20221103	UTILITY-ELECTRIC POWER
Consol Energy	1	CEIX	63.11	0.00	0.78	1.41	2	-0.54	1.60	4	-1.07	-0.38	-1.10	-0.31	0.33	2,201	0.67	20221101	COAL
Contl Resources	1	CLR	73.93	1.51	-0.10	0.53	6	-0.23	-0.49	5	-1.47	-0.61	0.00	0.00	-1.37	26,837	0.08	20221102	OIL & GAS-U S EXPLO & PROD
Corcept Therapt	6	CORT	28.34	0.00	0.38	0.53	6	-0.22	-0.49	4	1.04	-0.21	-0.49	-0.14	0.00	3,035	1.73	20221102	MEDICAL-DRUGS
Corteva Inc	2	CTVA	64.96	0.92	1.61	1.19	3	-0.21	0.67	4	0.97	0.39	-0.18	-0.14	1.48	47,012	0.13	20221103	AGRICULTURAL OPERATIONS
Coterra Energy	1	CTRA	30.15	1.99	0.62	1.17	3	-0.23	1.11	1	-0.07	0.39	0.89	0.00	0.00	23,987	0.13	20221103	OIL & GAS-U S EXPLO & PROD
Credicorp Ltd	7	BAP	137.79	2.90	-1.26	-1.23	14	-1.49	0.11	4	1.29	-0.20	-0.04	-1.42	0.56	10,959	0.54	20221103	BANKS-FOREIGN

Date: 10-26-2022

Alphabetical listing of ALL Companies

SECTOR CODES: 1-Energy, 2-Materials, 3-Industrials, 4-Consumer Discretionary, 5-Consumer Staples, 6-Healthcare

SECTOR CODES: 7-Financials, 8-Information Technology, 9-Communication Services, 10-Utilities, 11-Real Estate

COMPANY	SECTOR	TICKER	PRICE	YIELD	IPSCORE	XSEC IPSCORE	ABSOLUTE-SCALE METRICS			RELATIVE-SCALE METRICS					MKT CAP	DAYS2TR	EPS REPORT DATE	INDUSTRY GROUP	
							ABS DCOORD	TECH OUTLK	FUNDA OUTLK	REL DCOORD	rPSCORE	VTCAVG	VSCORE	TSCORE					CSCORE
Credit Suisse	7	CS	4.84	0.89	-1.80	-1.70	16	-0.35	-1.45	6	-1.16	-0.73	0.47	-0.28	-1.41	12,830	0.23	20221103	BANKS-FOREIGN
Crestwood Eqty	1	CEQP	30.53	8.58	-0.05	0.42	6	1.61	-0.08	5	-0.61	-0.12	0.12	1.84	-0.85	3,336	1.98	20221102	OIL/GAS PROD PIPELINE MLP
Crispr Therapct	6	CRSP	52.45	0.00	-1.65	-1.46	15	-0.07	-0.82	8	0.39	-0.78	-1.07	0.00	-0.54	4,092	0.44	20221102	MEDICAL-BIOMED/GENETICS
Crocs Inc	4	CROX	79.52	0.00	-0.03	-0.36	10	-0.20	-0.86	4	0.96	-0.18	-0.40	-0.14	0.00	4,902	0.21	20221103	TEXTILE-APPAREL MFG
Cross Country	6	CCRN	36.10	0.00	1.50	1.63	1	-0.22	1.56	4	1.29	0.45	-0.26	-0.14	1.76	1,380	0.78	20221102	STAFFING
Cryoport Inc	6	CYRX	26.32	0.00	-0.60	-0.46	10	-0.07	-1.01	7	-1.00	-0.24	-0.19	0.00	-0.54	1,276	2.11	20221103	TRANSPORTATION-SVCS
Csg Sys Intl	8	CSGS	63.11	1.68	-1.82	-1.74	16	0.62	-0.89	7	-0.12	-0.07	-0.26	0.69	-1.24	2,025	2.77	20221102	COMPUTER-SERVICES
Cummins Inc	3	CMI	234.68	2.68	1.67	1.63	1	-0.21	2.00	3	0.45	0.78	-0.06	0.00	2.41	33,088	0.12	20221103	ENGINES-INT COMBUSTION
Curtiss Wright	3	CW	168.39	0.45	-0.42	-0.36	10	-0.21	-0.71	7	-1.58	-0.39	-0.42	0.00	-0.60	6,465	0.73	20221102	AEROSPACE/DEFENSE EQUIP
Cushman&Wakefld	11	CWK	11.72	0.00	0.49	0.42	6	1.26	-0.30	3	0.14	0.21	-0.45	1.19	0.00	2,645	1.75	20221103	REAL ESTATE OPERATIONS
Cutera Inc	6	CUTR	47.13	0.00	-1.21	-1.02	13	-0.22	-1.01	8	0.39	-0.51	-0.55	-0.14	-0.54	923	2.17	20221103	LASERS-SYS/COMPONENTS
Cvr Energy Inc	1	CVI	40.22	3.98	-0.93	-0.41	10	1.61	-1.34	7	-0.87	-1.43	-1.02	1.84	-2.67	4,043	0.84	20221031	OIL REFINING & MARKETING
Cvr Partners Lp	2	UAN	123.81	32.47	-0.71	-1.07	13	0.79	-1.34	5	-0.66	0.16	0.11	0.86	-0.45	1,309	2.86	20221031	FERTILIZERS
Cvs Health Corp	6	CVS	92.22	2.39	1.43	1.55	1	1.66	1.56	1	-0.35	1.21	0.13	1.74	1.76	121,069	0.04	20221102	RETAIL-DRUG STORES
Cyber-Ark Sftwr	8	CYBR	156.19	0.00	1.67	1.63	1	-0.21	1.56	4	1.76	-0.18	-1.01	-0.14	1.40	6,359	0.38	20221103	IT SERVICES
Cytokinetcs Inc	6	CYTK	46.22	0.00	-0.30	-0.13	9	-0.51	0.15	4	0.72	-0.51	-1.64	-0.43	0.54	4,351	0.46	20221103	MEDICAL-BIOMED/GENETICS
Datadog Inc	8	DDOG	88.75	0.00	0.43	0.51	6	1.32	-0.52	7	-0.81	-0.31	-1.86	1.39	-0.62	28,085	0.07	20221103	INTERNET SOFTWARE
Dcp Midstream	1	DCP	39.00	4.41	0.69	1.19	3	-0.23	1.11	3	1.32	-0.07	-0.15	0.00	0.00	8,127	0.95	20221101	OIL & GAS-PROD/PIPELINE
Deciphera Pharm	6	DCPH	16.62	0.00	-0.29	-0.13	9	-0.22	-0.52	4	1.04	-0.40	-0.78	-0.14	0.00	1,111	2.43	20221101	MEDICAL-BIOMED/GENETICS
Denali Therapct	6	DNLI	27.46	0.00	0.37	0.42	6	1.37	0.04	3	0.88	0.44	-0.68	1.45	0.54	3,387	0.78	20221103	MEDICAL-BIOMED/GENETICS
Denbury Inc	1	DEN	94.55	0.00	-0.96	-0.36	10	-0.23	-0.93	5	-1.47	-0.61	0.52	0.00	-1.89	4,701	0.22	20221103	OIL & GAS-U S EXPLO & PROD
Dentsply Sirona	6	XRAY	30.31	1.65	-0.64	-0.46	10	1.37	-1.30	5	-2.06	0.27	0.39	1.45	-1.02	6,530	0.40	20221103	MEDICAL/DENTAL-SUPPLIES
Devon Energy	1	DVN	75.51	8.21	-0.93	-0.36	10	-0.23	-1.38	7	-0.87	-1.49	-1.00	0.00	-2.35	49,444	0.03	20221101	OIL & GAS-U S EXPLO & PROD
Dht Holdings	1	DHT	8.89	1.80	1.12	1.63	1	-0.23	1.60	3	1.32	-0.09	-0.52	0.00	0.33	1,518	0.99	20221101	TRANSPORTATION-SHIP
Diamondrock Hos	11	DRH	9.15	1.31	-0.72	-0.60	11	0.33	1.15	3	0.14	0.34	-0.76	0.27	1.63	1,930	0.95	20221103	REIT-EQTY TRUST - OTHER
Digital Turbine	8	APPS	15.10	0.00	-0.46	-0.41	10	-0.35	-1.01	6	-0.12	-0.16	0.73	-0.28	-1.71	1,493	0.64	20221101	INTERNET SOFTWARE
Digitalbridg Gp	11	DBRG	13.22	0.30	1.22	1.17	3	1.26	1.19	1	0.38	1.21	0.91	1.19	1.63	2,169	1.05	20221104	REIT-MORTGAGE TRUST
Dine Brands Glb	4	DIN	68.72	2.97	1.59	1.08	3	-1.30	1.11	1	-0.53	0.96	0.54	-1.23	2.35	1,078	1.89	20221102	RETAIL-FOOD & RESTAURANTS
Dish Network Cp	9	DISH	14.95	0.00	0.87	0.51	6	-0.32	0.00	2	1.19	0.95	2.22	-0.39	1.23	7,928	0.34	20221103	CABLE TV
Doctor Reddys	6	RDY	53.55	0.59	-1.94	-1.78	16	0.07	-0.86	7	-1.00	-0.33	-0.19	0.14	-0.95	8,916	2.31	20221104	MEDICAL-GENERIC DRUGS
Dominion Energy	10	D	66.92	3.99	-1.28	-0.41	10	1.50	-0.71	7	-1.26	-1.15	-1.34	0.00	-1.90	55,711	0.08	20221104	UTILITY-ELECTRIC POWER
Doordash Inc	4	DASH	47.46	0.00	-0.06	-0.41	10	1.30	-1.01	3	0.03	0.35	-0.35	1.36	0.00	18,323	0.11	20221103	INTERNET SERVICES
Douglas Emmett	11	DEI	17.57	6.37	0.44	0.42	6	1.26	-0.45	5	-0.92	0.45	0.82	1.19	-0.54	3,089	0.77	20221103	REIT-EQTY TRUST - OTHER
Draffkings Inc	4	DKNG	14.10	0.00	2.17	1.63	1	-0.34	2.04	4	1.79	0.72	-0.64	-0.27	3.08	11,866	0.08	20221104	GAMING
Dropbox Inc-A	8	DBX	22.12	0.00	-1.34	-1.26	14	-1.32	0.04	2	0.39	-0.47	0.08	-1.25	0.00	8,308	0.44	20221103	INTERNET SERVICES
Duke Energy Cp	10	DUK	90.24	4.45	-0.25	0.51	6	1.82	-0.30	5	-0.95	-0.22	0.08	0.32	-1.38	69,476	0.07	20221104	UTILITY-ELECTRIC POWER
Dun&Bradst Hldg	3	DNB	12.09	1.65	0.49	0.42	6	1.64	-0.49	5	-1.03	1.00	1.69	1.85	-0.53	5,245	1.23	20221103	BUSINESS INFORMATION SERVICES



Date: 10-26-2022

Alphabetical listing of ALL Companies

SECTOR CODES: 1-Energy, 2-Materials, 3-Industrials, 4-Consumer Discretionary, 5-Consumer Staples, 6-Healthcare

SECTOR CODES: 7-Financials, 8-Information Technology, 9-Communication Services, 10-Utilities, 11-Real Estate

COMPANY	SECTOR	TICKER	PRICE	YIELD	IPSCORE	XSEC IPSCORE	ABSOLUTE-SCALE METRICS			RELATIVE-SCALE METRICS					MKT CAP	DAYS2TR	EPS REPORT DATE	INDUSTRY GROUP	
							ABS DCOORD	TECH OUTLK	FUNDA OUTLK	REL DCOORD	rPSCORE	VTCAVG	VSCORE	TSCORE					CSCORE
Dxc Technology	8	DXC	28.98	0.00	-1.82	-1.74	16	-1.32	-1.38	6	-0.12	-0.21	1.64	-1.25	-1.79	6,662	0.27	20221103	IT SERVICES
Dynatrace Hldgs	8	DT	35.26	0.00	-0.48	-0.41	10	-0.07	-0.82	7	-0.81	-0.70	-1.13	0.00	-1.24	10,132	0.32	20221102	IT SERVICES
Dynavax Tech Cp	6	DVAX	11.34	0.00	-1.88	-1.74	16	-1.37	-1.01	8	0.39	-0.70	-0.24	-1.30	-0.54	1,434	1.20	20221103	MEDICAL-BIOMED/GENETICS
E.L.F. Beauty	5	ELF	43.36	0.00	1.71	1.63	1	-0.21	1.63	4	0.74	-0.46	-2.14	-0.56	2.28	2,273	0.92	20221102	COSMETICS & TOILETRIES
Eagle Bulk Shpg	3	EGLE	50.58	17.40	-1.75	-1.74	16	0.36	-1.01	7	-1.58	-0.16	-0.19	0.57	-0.60	693	1.61	20221103	TRANSPORTATION-SHIP
Earthstone Egy	1	ESTE	15.40	0.00	1.05	1.63	1	-0.23	1.63	1	-0.07	0.53	1.12	0.00	0.07	2,195	0.84	20221102	OIL & GAS-U S EXPLO & PROD
Eastrly Gov Ppt	11	DEA	16.79	6.31	0.44	0.47	6	1.26	-0.41	5	-0.92	0.36	0.53	1.19	-0.54	1,525	1.67	20221101	REIT-EQTY TRUST - OTHER
Eaton Corp Plc	3	ETN	146.05	2.22	-1.64	-1.68	16	-1.07	-0.75	8	0.85	-0.64	-0.55	-0.86	-0.60	58,172	0.08	20221101	MACHINERY-ELECTRICAL
Ebay Inc	4	EBAY	38.97	2.26	-0.05	-0.41	10	-0.34	-0.75	2	0.50	0.13	0.67	-0.27	0.00	21,409	0.11	20221102	ELECTRONIC COMMERCE
Ecolab Inc	2	ECL	152.99	1.33	0.01	-0.46	10	1.64	-0.82	1	0.34	0.18	0.08	1.72	0.45	43,601	0.12	20221101	CHEMICALS-SPECIALTY
Edison Intl	10	EIX	56.85	4.93	1.09	1.63	1	1.82	1.52	1	0.66	0.58	0.83	0.32	0.33	21,684	0.18	20221101	UTILITY-ELECTRIC POWER
Electr Arts Inc	9	EA	127.74	0.59	-1.10	-1.26	14	-1.48	-0.41	2	-0.09	-0.33	0.14	-1.55	0.61	35,518	0.12	20221101	TOYS/GAMES/HOBBY PROD
Embraer Air-Adr	3	ERJ	9.93	0.00	1.25	1.19	3	-0.36	1.19	2	0.92	0.66	0.15	-0.14	1.89	1,824	1.97	20221104	AEROSPACE/DEFENSE
Emerson Elec Co	3	EMR	84.55	2.44	-0.50	-0.60	11	-1.35	1.11	4	1.63	0.26	-0.02	-1.14	1.58	49,994	0.09	20221102	MACHINERY-ELECTRICAL
Encore Cap Grp	7	ECPG	48.70	0.00	-0.53	-0.46	10	1.35	-0.93	5	-1.47	0.31	0.26	1.42	-0.56	1,163	2.26	20221102	FINANCE-CONSUMER LOANS
Energy Recovery	3	ERII	24.44	0.00	1.67	1.61	1	1.50	2.08	3	0.45	0.35	-1.79	1.71	2.26	1,368	1.93	20221102	POLLUTION CONTROL EQ & SVS
Energy Tran Lp	1	ET	12.04	7.64	-0.08	0.51	6	1.61	-0.34	5	-1.07	-0.27	0.30	1.84	-1.37	37,167	0.12	20221101	OIL/GAS PROD PIPELINE MLP
Enlink Mids Llc	1	ENLC	11.40	3.95	0.67	1.19	3	-0.23	1.19	3	0.99	-0.18	-0.40	0.00	0.00	5,518	0.86	20221101	OIL REFINING & MARKETING
Enstar Group Lt	7	ESGR	195.55	0.00	-1.28	-1.23	14	-1.35	-0.26	4	0.83	-0.38	-0.20	-1.28	0.00	3,528	2.79	20221103	INSURANCE-MULTI LINE
Entegris Inc	8	ENTG	79.74	0.50	-0.52	-0.46	10	1.59	-1.38	5	-1.67	0.38	0.36	1.66	-2.18	11,878	0.19	20221102	ELECTRONICS-MANUFACTURING MACH
Entergy Corp	10	ETR	104.75	3.86	-0.25	0.51	6	1.82	-0.34	5	-0.95	-0.05	0.43	0.32	-1.38	21,308	0.19	20221102	UTILITY-ELECTRIC POWER
Enterprise Prod	1	EPD	25.10	7.57	-1.35	-0.85	12	-0.84	-0.37	6	-0.74	-0.62	0.58	-0.61	-1.82	54,699	0.20	20221101	OIL/GAS PROD PIPELINE MLP
Envista Holding	6	NVST	33.67	0.00	-0.64	-0.46	10	1.37	-0.86	5	-2.06	0.32	0.05	1.45	-0.54	5,501	0.40	20221103	MEDICAL PRODUCTS
Enviva Partners	1	EVA	57.76	6.27	-0.11	0.53	6	-0.38	-0.56	8	-1.80	-1.17	-0.76	-0.15	-1.82	3,851	0.39	20221103	BLDG PROD-WOOD
Eog Res Inc	1	EOG	132.00	2.27	-0.90	-0.36	10	-0.23	-1.34	7	-0.34	-1.19	-0.32	0.00	-2.35	77,358	0.05	20221103	OIL & GAS-U S EXPLO & PROD
Epam Systems	8	EPAM	348.13	0.00	1.44	1.39	2	-1.18	1.60	4	1.76	-0.18	-0.30	-1.11	1.40	19,971	0.19	20221103	IT SERVICES
Epr Properties	11	EPR	38.46	8.58	-0.53	-0.41	10	1.52	-0.75	7	-1.01	0.14	-0.32	1.46	-0.62	2,885	1.15	20221102	REIT-EQTY TRUST - RETAIL
Equinix Inc	11	EQIX	554.89	2.23	-0.53	-0.46	10	1.52	-0.75	7	-1.01	0.17	-0.22	1.46	-0.62	50,537	0.09	20221102	REIT-EQTY TRUST - RETAIL
Equitable Hldgs	7	EQH	29.36	2.72	-1.37	-1.24	14	-1.35	-0.45	6	-1.16	-0.31	0.50	-1.28	-0.49	11,028	0.38	20221102	FINANCE-MISC SERVICES
Equitrans Midst	1	ETRN	7.92	7.58	-1.41	-0.79	12	-0.54	-0.37	8	-1.80	-1.02	-0.77	-0.31	-1.37	3,428	0.64	20221101	OIL & GAS-U S INTEGRATED
Esperion Therap	6	ESPR	7.93	0.00	1.05	1.17	3	-0.22	1.15	4	1.04	0.29	-0.41	-0.14	1.43	528	2.76	20221101	MEDICAL-DRUGS
Essent Group	7	ESNT	37.92	2.32	0.39	0.42	6	-0.07	-0.30	3	-0.09	-0.11	-0.41	0.00	0.00	4,084	1.23	20221104	FINANCE-MRTG & REL SVC
Estee Lauder	5	EL	205.12	1.17	0.64	0.42	6	1.33	-0.49	3	0.31	0.18	-0.40	0.98	0.00	73,208	0.07	20221102	COSMETICS & TOILETRIES
Etsy Inc	4	ETSY	103.24	0.00	-0.09	-0.41	10	-0.07	-0.93	3	-0.71	-0.18	-0.55	0.00	0.00	13,071	0.07	20221102	INTERNET SERVICES
Euronav Sa	3	EURN	18.22	0.12	0.53	0.53	6	-0.21	-0.04	3	-0.17	-0.12	-0.72	0.00	0.60	3,675	1.07	20221103	TRANSPORTATION-SHIP
Evergy Inc	10	EVRG	59.46	3.85	0.60	1.17	3	1.82	1.08	3	1.06	0.07	-0.03	0.32	0.00	13,647	0.31	20221104	OIL & GAS-PROD/PIPELINE
Eversource Egy	10	ES	74.15	3.44	-0.25	0.51	6	1.82	-0.30	5	-0.95	-0.04	0.45	0.32	-1.38	25,689	0.18	20221102	UTILITY-ELECTRIC POWER

Date: 10-26-2022

Alphabetical listing of ALL Companies

SECTOR CODES: 1-Energy, 2-Materials, 3-Industrials, 4-Consumer Discretionary, 5-Consumer Staples, 6-Healthcare

SECTOR CODES: 7-Financials, 8-Information Technology, 9-Communication Services, 10-Utilities, 11-Real Estate

COMPANY	SECTOR	TICKER	PRICE	YIELD	IPSCORE	XSEC IPSCORE	ABSOLUTE-SCALE METRICS			RELATIVE-SCALE METRICS					MKT CAP	DAYS2TR	EPS REPORT DATE	INDUSTRY GROUP	
							ABS DCOORD	TECH OUTLK	FUNDA OUTLK	REL DCOORD	rPSCORE	VTCAVG	VSCORE	TSCORE					CSCORE
Evertec Inc	8	EVTC	34.27	0.58	-1.85	-1.68	16	-1.32	-0.82	6	-0.81	-0.26	1.24	-1.25	-1.24	2,288	1.96	20221102	FINANCIAL TRANSACTION SERVICES
Evo Payments	8	EVOP	33.37	0.00	-0.50	-0.46	10	1.18	-0.97	5	-1.15	0.49	0.30	1.25	-1.24	1,727	1.32	20221102	FINANCIAL TRANSACTION SERVICES
Evolent Health	6	EVH	31.35	0.00	1.27	1.39	2	-0.51	1.63	4	1.04	0.33	-0.35	-0.43	1.76	2,871	0.77	20221102	INTERNET SOFTWARE
Exact Sciences	6	EXAS	33.38	0.00	-0.60	-0.46	10	-0.36	-0.86	7	-1.00	0.28	-0.08	-0.29	-0.54	5,907	0.35	20221103	MEDICAL-BIOMED/GENETICS
Exelixis Inc	6	EXEL	16.67	0.00	0.99	1.11	3	1.66	1.11	1	-0.35	1.12	0.20	1.74	1.43	5,365	0.51	20221101	MEDICAL-BIOMED/GENETICS
Exelon Corp	10	EXC	37.76	3.58	-0.19	0.51	6	1.82	-0.30	7	0.36	-0.66	-0.79	0.32	-1.38	37,023	0.07	20221103	UTILITY-ELECTRIC POWER
Exp World Hldgs	11	EXPI	12.59	1.43	-0.49	-0.36	10	-0.33	-0.97	8	-0.03	-0.70	-0.95	-0.40	-0.62	1,911	1.85	20221101	REAL ESTATE OPERATIONS
Expedia Inc	4	EXPE	98.71	0.00	1.63	1.11	3	1.30	1.15	1	0.22	1.44	0.57	1.36	2.35	15,553	0.11	20221103	ELECTRONIC COMMERCE
Expro Grp Hldgs	1	XPRO	18.07	0.00	-0.17	0.31	7	-0.23	1.52	2	1.39	0.48	0.99	0.00	0.33	1,964	2.17	20221103	OIL & GAS-PROD/PIPELINE
Extra Space Stg	11	EXR	173.37	3.46	1.76	1.61	1	-0.07	1.56	4	1.69	0.50	-0.26	-0.13	2.02	23,216	0.18	20221101	REIT-EQTY TRUST - OTHER
Fastly Inc	8	FSLY	8.77	0.00	1.18	1.17	3	1.32	1.11	2	0.99	0.29	0.51	1.39	1.01	1,070	1.01	20221102	INTERNET SOFTWARE
Fate Therapeutc	6	FATE	19.66	0.00	-0.60	-0.46	10	1.37	-0.75	7	-1.00	0.19	-0.34	1.45	-0.54	1,907	1.08	20221103	MEDICAL-BIOMED/GENETICS
Fed Rlty Inv	11	FRT	96.65	4.47	1.74	1.55	1	-0.07	1.56	3	1.20	1.08	-0.13	-0.13	2.02	7,820	0.35	20221103	REIT-EQTY TRUST - RETAIL
Ferrari Nv	4	RACE	196.51	0.00	0.70	0.29	7	-1.57	2.00	2	1.05	0.56	0.13	-1.50	3.08	36,305	0.36	20221102	AUTO/TRUCK-ORIGINAL EQP
Fidelity Nat In	8	FIS	79.95	2.35	0.41	0.42	6	1.32	-0.49	5	-1.15	0.93	1.49	1.39	-1.17	48,608	0.07	20221103	FINANCIAL TRANSACTION SERVICES
First Majestic	2	AG	8.38	0.29	-0.87	-1.26	14	-1.64	-0.56	2	0.88	-0.35	0.14	-1.57	0.06	2,203	0.35	20221103	MINING-SILVER
Fisker Inc	4	FSR	7.85	0.00	1.67	1.15	3	1.30	1.19	3	1.24	1.23	-0.37	1.36	2.67	2,345	0.62	20221102	AUTO MFRS-DOMESTIC
Fleetcor Tech	8	FLT	177.99	0.00	-0.52	-0.46	10	-0.07	-0.78	5	-1.67	0.36	1.52	0.00	-1.24	13,352	0.18	20221102	FINANCIAL TRANSACTION SERVICES
Floor&Decor Hld	4	FND	74.64	0.00	-0.14	-0.46	10	1.30	-0.86	1	-1.92	0.03	0.08	1.36	0.00	7,915	0.20	20221103	BLDG PROD-WOOD
Flowserve Corp	3	FLS	27.48	2.91	-0.41	-0.46	10	-0.07	-0.89	5	-1.50	0.10	0.61	0.14	-0.60	3,591	0.76	20221031	MACHINERY-GEN INDUSTRIAL
Fluor Corp-New	3	FLR	28.83	0.00	0.47	0.53	6	-0.21	-0.52	7	-1.58	-0.43	-0.58	0.00	-0.53	4,096	0.48	20221104	ENGINEERING/R&D SVCS
Fmc Corp	2	FMC	118.65	1.79	-0.87	-1.23	14	-1.07	-0.37	2	0.88	-0.13	0.08	-1.00	0.52	14,945	0.22	20221101	CHEMICALS-DIVERSIFIED
Fnf Group	7	FNF	38.09	4.62	0.36	0.47	6	-0.35	-0.52	6	-0.63	-0.17	0.14	-0.28	-0.49	10,525	0.41	20221101	INSURANCE-PROP/CAS/TITLE
Focus Finl Ptr	7	FOCS	33.14	0.00	0.33	0.42	6	-0.07	-0.49	5	-1.47	-0.14	0.00	0.00	-0.49	2,568	2.27	20221103	FINANCE-INVESTMENT MGMT
Fortinet Inc	8	FTNT	55.92	0.00	0.20	0.29	7	0.07	1.60	3	-0.81	-0.28	-1.54	0.14	1.40	44,094	0.09	20221102	SECURITY
Four Cornrs Ppt	11	FCPT	24.47	5.44	-0.49	-0.41	10	-0.07	-0.78	8	-0.03	-0.66	-1.08	-0.13	-0.62	1,993	2.27	20221101	REIT-EQTY TRUST - OTHER
Fox Corp-A	9	FOXA	29.84	1.68	0.87	0.42	6	1.48	0.07	2	1.19	0.74	1.50	1.42	1.23	16,386	0.24	20221101	BROADCASTING-RADIO/TV
Fox Corp-B	9	FOX	28.00	1.79	-0.10	-0.41	10	-0.32	-0.86	2	1.19	0.54	1.59	-0.39	0.00	15,375	0.61	20221101	BROADCASTING-RADIO/TV
Fox Factory Hld	4	FOXF	81.92	0.00	1.59	1.08	3	-0.07	1.11	1	-0.53	0.87	0.26	0.00	2.35	3,462	1.39	20221103	AUTO MFRS-DOMESTIC
Franchise Group	4	FRG	28.61	8.74	-0.09	-0.46	10	1.30	-0.93	1	-0.53	0.67	0.61	1.36	0.00	1,155	1.71	20221103	CONSUMER PROD-MISC STAPLES
Franklin Resour	7	BEN	23.45	4.95	-0.53	-0.41	10	1.35	-1.38	5	-1.47	0.26	0.60	1.42	-1.06	11,686	0.36	20221101	FINANCE-INVESTMENT MGMT
Fresenius Med	6	FMS	14.18	3.47	-0.64	-0.46	10	-0.07	-0.97	5	-2.06	0.24	1.25	0.00	-0.54	8,310	1.25	20221101	MEDICAL INSTRUMENTS
Freshpet Inc	5	FRPT	57.68	0.00	-1.02	-1.34	14	0.35	-0.56	4	1.33	0.01	-0.21	0.00	0.44	2,758	0.44	20221101	FOOD-MISC/DIVERSIFIED
Frontdoor Inc	4	FTDR	21.75	0.00	-0.09	-0.46	10	-0.07	-0.97	3	-0.71	-0.10	-0.31	0.00	0.00	1,772	1.62	20221103	BLDG & CONST PROD-MISC
Funko Inc-A	4	FNKO	22.36	0.00	1.59	1.08	3	1.16	0.63	1	-0.53	1.03	0.18	1.23	1.38	1,121	2.46	20221103	CONSUMER PROD-MISC DISCRECTN
Gartner Inc -A	8	IT	298.93	0.00	1.18	1.19	3	-0.21	0.70	2	0.99	0.17	0.52	-0.14	0.08	23,644	0.20	20221101	CONSULTING
Gates Industrl	3	GTES	11.11	0.00	-1.30	-1.34	14	0.36	-0.49	5	-1.50	0.18	0.52	0.57	-0.53	3,136	2.06	20221104	ENGINEERING/R&D SVCS

Date: 10-26-2022

Alphabetical listing of ALL Companies

SECTOR CODES: 1-Energy, 2-Materials, 3-Industrials, 4-Consumer Discretionary, 5-Consumer Staples, 6-Healthcare

SECTOR CODES: 7-Financials, 8-Information Technology, 9-Communication Services, 10-Utilities, 11-Real Estate

COMPANY	SECTOR	TICKER	PRICE	YIELD	IPSCORE	XSEC IPSCORE	ABSOLUTE-SCALE METRICS			RELATIVE-SCALE METRICS					MKT CAP	DAYS2TR	EPS REPORT DATE	INDUSTRY GROUP	
							ABS DCOORD	TECH OUTLK	FUNDA OUTLK	REL DCOORD	rPSCORE	VTCAVG	VSCORE	TSCORE					CSCORE
Genco Shpg&Trdg	3	GNK	14.15	14.13	-1.75	-1.78	16	1.35	-1.45	5	-1.50	0.86	2.63	1.57	-1.13	598	1.57	20221102	TRANSPORTATION-SHIP
Generac Holding	3	GNRC	121.29	0.00	0.47	0.42	6	1.35	-0.56	5	-1.50	0.41	0.51	1.57	-0.53	7,742	0.07	20221102	ELEC POWER
Gentherm Inc	4	THRM	56.40	0.00	0.90	0.51	6	1.30	-0.52	3	0.03	0.63	-0.16	1.36	0.65	1,870	1.88	20221102	AUTO/TRUCK-ORIGINAL EQP
Genworth Finl	7	GNW	4.50	0.00	0.36	0.53	6	-0.21	-0.26	1	-0.63	0.12	0.33	-0.14	0.00	2,267	1.59	20221101	INSURANCE-LIFE
Gfl Environmntl	3	GFL	26.69	0.18	0.58	0.53	6	-0.36	-0.52	2	0.92	0.19	0.50	-0.14	0.00	9,029	0.77	20221102	WASTE REMOVAL SVCS
Gibraltar Indus	3	ROCK	48.64	0.00	-0.53	-0.60	11	-1.07	1.08	2	0.92	0.47	0.32	-0.86	1.58	1,538	2.41	20221103	BLDG & CONST PROD-MISC
Glaukos Corp	6	GKOS	54.26	0.00	0.38	0.51	6	-0.22	-0.49	4	1.04	-0.16	-0.32	-0.14	0.00	2,568	1.40	20221102	MEDICAL INSTRUMENTS
Glaxosmithkline	6	GSK	32.24	4.49	-1.98	-1.78	16	0.36	-0.93	5	-2.06	0.04	0.63	0.43	-0.95	65,566	0.13	20221102	MEDICAL-BIOMED/GENETICS
Global Med Reit	11	GMRE	8.53	9.85	-0.55	-0.41	10	1.26	-0.82	5	-1.50	0.34	0.56	1.19	-0.62	559	2.90	20221102	REIT-EQTY TRUST - OTHER
Global Net Leas	11	GNL	11.76	13.60	-0.49	-0.36	10	-0.07	-0.93	8	-0.03	-0.64	-0.75	-0.13	-0.62	1,219	2.51	20221103	REIT-EQTY TRUST - OTHER
Global Payments	8	GPN	118.18	0.85	0.39	0.42	6	-1.32	-0.41	5	-1.67	0.22	1.14	-1.25	-1.17	32,755	0.12	20221031	FINANCIAL TRANSACTION SERVICES
Globalstar Inc	9	GSAT	1.81	0.00	2.03	1.61	1	0.97	1.60	3	0.02	-0.16	-1.91	0.90	2.61	3,260	2.97	20221103	SATELLITE COMMUNICATION
Godaddy Inc-A	8	GDDY	79.65	0.00	0.20	0.20	7	0.62	1.56	1	-0.64	1.03	1.17	0.69	1.40	12,480	0.40	20221103	INTERNET SERVICES - DELIVERY
Gogo Inc	9	GOGO	13.81	0.00	-1.56	-1.68	16	-1.48	-0.86	4	0.37	-0.85	-0.36	-1.55	0.00	1,777	2.26	20221103	WIRELESS NATIONAL
Goodyear Tire	4	GT	12.13	0.00	-0.02	-0.41	10	-0.34	-0.93	2	1.05	0.34	1.30	-0.27	0.00	3,430	0.54	20221031	RUBBER-TIRES
Graftech Intl	3	EAF	5.26	0.76	-0.39	-0.46	10	1.64	-0.78	5	-1.03	1.02	1.79	1.85	-0.60	1,369	2.10	20221104	METAL PROC & FABRICATION
Graham Holdings	4	GHC	614.80	1.03	-1.51	-1.68	16	-1.02	-0.89	2	-0.15	-0.31	0.04	-0.96	0.00	3,001	2.77	20221102	SCHOOLS
Gray Televisn	9	GTN	15.49	2.07	-0.11	-0.41	10	-0.32	-1.01	2	0.61	0.27	1.00	-0.39	0.00	1,442	2.70	20221104	BROADCASTING-RADIO/TV
Green Plains	1	GPRE	26.84	0.00	-1.31	-0.82	12	0.54	-0.56	7	0.19	-0.89	-0.83	0.77	-1.37	1,559	0.90	20221103	CHEMICALS-SPECIALTY
Guardant Health	6	GH	46.71	0.00	-0.60	-0.41	10	-0.07	-0.82	7	-1.00	-0.47	-0.86	0.00	-0.54	4,775	0.46	20221103	MEDICAL-BIOMED/GENETICS
Hamilton Lane	7	HLNE	59.83	2.67	0.38	0.52	6	-0.35	-0.49	8	-0.17	-0.84	-1.71	-0.28	-0.49	3,185	2.14	20221101	FINANCE-INVESTMENT MGMT
Hanesbrands Inc	4	HBI	7.46	8.04	0.90	0.42	6	1.30	-0.08	1	0.22	1.13	0.71	1.36	1.30	2,603	0.40	20221103	TEXTILE-APPAREL MFG
Hannon Armstrng	7	HASI	24.18	6.20	1.03	1.17	3	-0.07	1.08	3	-0.09	0.08	-1.36	0.00	1.48	2,102	0.94	20221103	REIT-MORTGAGE TRUST
Hanover Insuran	7	THG	136.50	2.20	-1.28	-1.23	14	-1.35	-0.49	4	0.83	-0.35	-0.10	-1.28	0.00	4,864	0.95	20221101	INSURANCE-PROP/CAS/TITLE
Harmonic Inc	8	HLIT	15.49	0.00	1.21	1.17	3	-0.21	1.19	4	1.76	-0.10	-0.61	-0.14	1.01	1,619	0.74	20221031	COMMUNICATIONS COMPONENTS
Harmony Biosci	6	HRMY	51.69	0.00	0.38	0.53	6	-0.22	-0.49	4	1.04	-0.12	-0.21	-0.14	0.00	3,058	1.08	20221101	MEDICAL-BIOMED/GENETICS
Hayward Hldgs	3	HAYW	9.04	0.00	0.53	0.51	6	1.35	-0.52	3	-0.17	0.07	-0.66	1.57	0.00	1,952	1.74	20221101	ELEC PRODUCTS-MISC
Healthpeak Ppty	11	PEAK	23.04	5.21	-0.53	-0.41	10	1.26	-0.75	7	-1.01	0.08	-0.23	1.19	-0.62	12,432	0.21	20221101	REIT-EQTY TRUST - OTHER
Henry Schein In	6	HSIC	69.67	0.00	0.32	0.42	6	1.67	-0.30	1	-0.35	0.63	0.14	1.75	0.00	9,483	0.43	20221101	MEDICAL/DENTAL-SUPPLIES
Herbalife Ltd	5	HLF	22.20	0.00	1.32	1.17	3	-0.35	1.15	2	1.51	0.82	1.75	-0.70	1.78	2,395	1.19	20221031	RETAIL-DRUG STORES
Hercules Cap	7	HTGC	14.18	9.87	-0.64	-0.57	11	-1.35	1.11	4	0.83	-0.33	-1.32	-1.28	1.48	1,804	1.47	20221102	FINANCE-SBIC & COMMRL
Hershey Co/The	5	HSY	234.12	1.77	1.73	1.63	1	-0.21	1.56	4	1.33	-0.05	-0.92	-0.56	2.09	47,991	0.12	20221104	FOOD-CONFECTIONERY
Hologic Inc	6	HOLX	65.30	0.00	-0.62	-0.41	10	0.36	-0.82	5	-1.49	0.47	0.21	0.43	-0.54	16,302	0.22	20221031	MEDICAL INSTRUMENTS
Honda Motor	4	HMC	22.52	1.76	0.87	0.51	6	1.57	-0.45	1	-0.53	0.91	0.42	1.64	0.65	38,523	0.77	20221104	AUTO MFRS-FOREIGN
Horizon Therps	6	HZNP	66.13	0.00	-1.54	-1.34	14	0.36	-0.52	5	-2.06	0.03	0.11	0.43	-0.48	15,235	0.15	20221102	MEDICAL-BIOMED/GENETICS
Host Hotel&Rprt	11	HST	18.00	2.67	0.28	0.31	7	-1.39	1.56	4	0.95	-0.08	-0.50	-1.46	2.02	12,868	0.16	20221102	REIT-EQTY TRUST - OTHER
Hostess Brands	5	TWPK	25.74	0.00	-0.19	-0.41	10	-0.21	-0.78	8	0.74	-0.85	-1.61	-0.56	-0.06	3,513	0.92	20221102	FOOD-CONFECTIONERY



Date: 10-26-2022

Alphabetical listing of ALL Companies

SECTOR CODES: 1-Energy, 2-Materials, 3-Industrials, 4-Consumer Discretionary, 5-Consumer Staples, 6-Healthcare

SECTOR CODES: 7-Financials, 8-Information Technology, 9-Communication Services, 10-Utilities, 11-Real Estate

COMPANY	SECTOR	TICKER	PRICE	YIELD	IPSCORE	XSEC IPSCORE	ABSOLUTE-SCALE METRICS			RELATIVE-SCALE METRICS					MKT CAP	DAYS2TR	EPS REPORT DATE	INDUSTRY GROUP	
							ABS DCOORD	TECH OUTLK	FUNDA OUTLK	REL DCOORD	rPSCORE	VTCAVG	VSCORE	TSCORE					CSCORE
Howard Hughs Cp	11	HHC	60.08	0.00	1.77	1.61	1	-0.33	1.56	2	1.77	0.92	1.28	-0.40	2.02	2,999	1.57	20221102	REAL ESTATE DEVELOPMENT
Howmet Aerosp	3	HWM	35.57	0.22	-1.64	-1.68	16	0.64	-1.30	8	0.85	-0.74	-0.37	0.86	-1.13	14,776	0.24	20221031	ENGINEERING/R&D SVCS
Hubspot Inc	8	HUBS	290.58	0.00	0.50	0.51	6	-0.35	-0.56	8	0.90	-0.32	-0.20	-0.28	-0.62	13,953	0.13	20221102	INTERNET SOFTWARE
Hudson Pac Ppty	11	HPP	10.95	9.13	0.44	0.42	6	1.26	-0.45	1	-0.92	0.57	0.64	1.19	0.00	1,551	1.00	20221102	REIT-EQTY TRUST - OTHER
Humana Inc New	6	HUM	529.46	0.59	1.50	1.63	1	-0.22	1.56	4	1.29	0.40	-0.42	-0.14	1.76	67,005	0.05	20221102	MEDICAL-HLTH MAINT ORG
Huntington Ingl	3	HII	252.71	1.87	0.53	0.53	6	-0.21	-0.30	3	-0.17	-0.09	-0.20	0.00	0.00	10,095	0.29	20221103	AEROSPACE/DEFENSE
Huntsman Corp	2	HUN	27.79	3.06	-1.33	-1.68	16	0.07	-0.97	4	0.61	-0.54	-0.08	0.14	0.00	5,597	0.42	20221104	CHEMICALS-DIVERSIFIED
Huron Conslt Gp	3	HURN	73.02	0.00	1.23	1.08	3	1.50	1.11	3	0.45	0.85	-0.15	1.71	1.58	1,518	2.67	20221101	CONSULTING
Hyatt Hotels Cp	4	H	89.74	0.00	-0.27	-0.57	11	-1.43	0.74	4	0.96	-0.01	-0.51	-1.36	1.86	9,899	0.43	20221103	HOTELS & MOTELS
Iaa Inc	3	IAA	37.09	0.00	-0.53	-0.57	11	-1.50	1.11	2	0.92	0.24	0.02	-1.28	1.58	4,961	0.71	20221101	AUTO MFRS-DOMESTIC
Icahn Enterpris	3	IEP	54.28	14.74	-0.52	-0.57	11	-1.07	1.19	4	1.24	-0.06	-0.88	-0.86	1.58	17,519	1.24	20221101	DIVERSIFIED OPERATIONS
Icf Intl Inc	3	ICFI	117.48	0.48	1.23	1.19	3	-0.21	1.11	3	0.45	0.27	-0.81	0.00	1.89	2,211	1.66	20221103	GOVERNMENT SERVICES
Icon Plc	6	ICLR	196.73	0.00	1.02	1.08	3	-0.07	1.08	3	0.47	0.39	-0.27	0.00	1.43	16,012	0.19	20221102	MEDICAL SERVICES
Idacorp Inc	10	IDA	100.00	3.00	0.60	1.17	3	1.82	1.08	3	1.06	0.04	-0.07	0.32	0.00	5,056	1.34	20221103	UTILITY-ELECTRIC POWER
Idexx Labs Inc	6	IDXX	352.35	0.00	-1.94	-1.78	16	0.07	-0.89	7	-1.00	-0.35	-0.25	0.14	-0.95	29,334	0.15	20221101	MEDICAL INSTRUMENTS
Illumina Inc	6	ILMN	230.12	0.00	-1.43	-1.30	14	-1.37	-0.56	8	0.39	-0.75	-0.47	-1.30	-0.48	36,152	0.05	20221103	MEDICAL-BIOMED/GENETICS
Immunic Inc	6	IMUX	1.70	0.00	0.99	1.08	3	-0.07	1.19	1	-0.35	0.63	0.21	0.00	1.70	52	1.53	20221103	MEDICAL-BIOMED/GENETICS
Immunogen Inc	6	IMGN	6.05	0.00	-0.52	-0.41	10	-0.22	-0.93	8	0.80	-0.27	-0.12	-0.14	-0.54	1,335	1.16	20221104	MEDICAL-DRUGS
Immunovant Inc	6	IMVT	10.28	0.00	1.04	1.17	3	-0.22	1.15	2	0.88	0.47	0.13	-0.14	1.43	1,198	1.08	20221104	MEDICAL-BIOMED/GENETICS
Inari Medical	6	NARI	75.36	0.00	-1.88	-1.70	16	-1.52	-1.01	8	0.39	-1.17	-1.11	-1.45	-0.95	4,023	0.48	20221102	MEDICAL INSTRUMENTS
Incyte Corp	6	INCY	72.42	0.00	-1.96	-1.74	16	-1.37	-1.34	6	-1.65	-0.68	0.30	-1.30	-1.02	16,108	0.23	20221101	MEDICAL-BIOMED/GENETICS
Infinera Corp	8	INFN	5.49	0.00	-1.82	-1.74	16	-1.32	-1.01	7	-0.12	-0.10	-0.06	-1.25	-1.24	1,191	2.26	20221102	COMPUTER-NETWORKS
Ing Groep-Adr	7	ING	9.84	2.99	-1.81	-1.74	16	0.35	-1.34	5	-1.47	-0.15	0.23	0.43	-1.06	38,383	0.54	20221103	BANKS-FOREIGN
Ingersoll-Rand	3	IR	48.89	0.16	-1.20	-1.23	14	-1.07	-0.45	8	0.85	-0.59	-0.50	-0.86	-0.53	19,712	0.22	20221102	MACHINERY-GEN INDUSTRIAL
Ingevity Corp	2	NGVT	65.14	0.00	0.48	-0.02	8	0.93	1.11	1	0.79	0.98	0.09	1.00	1.87	2,524	2.54	20221102	CHEMICALS-SPECIALTY
Ingredion Inc	5	INGR	85.89	3.31	-0.43	-0.60	11	0.07	1.11	2	0.23	-0.01	0.75	-0.28	1.78	5,628	0.83	20221103	FOOD-MISC/DIVERSIFIED
Innov Indl Ppty	11	IIPR	101.22	7.11	-1.99	-1.68	16	-1.52	-0.75	8	-1.33	-1.52	-2.17	-1.59	-0.62	2,831	0.63	20221102	REIT-EQTY TRUST - OTHER
Insight Entrprs	8	NSIT	91.90	0.00	0.30	0.31	7	-1.32	2.04	4	1.76	-0.17	-0.01	-1.25	1.71	3,225	1.11	20221103	RETAIL-MAIL ORDER & DIRECT
Insperity Inc	3	NSP	109.11	1.91	1.67	1.61	1	-0.50	2.00	3	0.45	0.73	-0.07	-0.29	2.26	4,149	1.12	20221031	STAFFING
Inspire Med Sys	6	INSP	181.05	0.00	-0.60	-0.41	10	-0.07	-0.97	7	-1.00	-0.45	-0.82	0.00	-0.54	5,004	0.49	20221101	MEDICAL INFORMATION SYSTEMS
Installed Build	4	IBP	86.03	1.46	2.13	1.55	1	1.57	1.60	1	0.87	1.59	0.36	1.64	2.75	2,473	1.88	20221103	BLDG & CONST PROD-MISC
Insulet Corp	6	PODD	238.03	0.00	-1.65	-1.46	15	-0.51	-0.97	8	0.39	-0.67	-0.75	-0.43	-0.54	16,520	0.30	20221103	MEDICAL PRODUCTS
Intellia Therap	6	NTLA	51.22	0.00	1.47	1.61	1	-0.07	1.52	3	0.47	0.09	-1.49	0.00	1.76	3,893	0.50	20221103	MEDICAL-BIOMED/GENETICS
Intercept Pharm	6	ICPT	14.00	0.00	0.82	0.95	4	0.94	1.63	4	1.04	0.27	-0.22	1.01	1.76	417	1.77	20221101	MEDICAL-BIOMED/GENETICS
Intercontntlexc	7	ICE	95.16	1.60	0.39	0.42	6	1.35	0.18	3	-0.09	0.41	-0.60	1.42	0.56	53,143	0.09	20221103	SECURITIES EXCHANGES
Interdigitl Inc	8	IDCC	49.46	2.83	-1.88	-1.78	16	0.35	-0.75	5	-1.67	0.14	0.29	0.42	-0.70	1,467	1.68	20221103	WIRELESS EQUIPMENT
Intl Bancshares	7	IBOC	47.95	2.50	0.39	0.53	6	-0.21	-0.26	3	-0.09	-0.22	-0.59	-0.14	0.00	2,985	2.03	20221103	BANKS-SOUTHWEST

Date: 10-26-2022

Alphabetical listing of ALL Companies

SECTOR CODES: 1-Energy, 2-Materials, 3-Industrials, 4-Consumer Discretionary, 5-Consumer Staples, 6-Healthcare

SECTOR CODES: 7-Financials, 8-Information Technology, 9-Communication Services, 10-Utilities, 11-Real Estate

COMPANY	SECTOR	TICKER	PRICE	YIELD	IPSCORE	XSEC IPSCORE	ABSOLUTE-SCALE METRICS			RELATIVE-SCALE METRICS					MKT CAP	DAYS2TR	EPS REPORT DATE	INDUSTRY GROUP	
							ABS DCOORD	TECH OUTLK	FUNDA OUTLK	REL DCOORD	rPSCORE	VTCAVG	VSCORE	TSCORE					CSCORE
Intrepid Potash	2	IPI	45.32	0.00	-0.19	-0.57	11	-1.36	1.11	4	0.97	0.08	-0.07	-1.29	1.55	617	2.44	20221102	FERTILIZERS
Invesco Mortgag	7	IVR	11.25	23.11	1.09	1.19	3	-0.35	1.15	4	1.29	0.42	-0.21	-0.28	1.48	372	1.59	20221102	REIT-MORTGAGE TRUST
Ionis Pharmact	6	IONS	44.32	0.00	-0.29	-0.13	9	-0.51	-0.52	4	1.04	-0.42	-0.81	-0.43	0.00	6,291	0.53	20221102	MEDICAL-DRUGS
Iovance Biothpt	6	IOVA	9.70	0.00	-0.60	-0.46	10	-0.07	-0.89	7	-1.00	-0.30	-0.35	0.00	-0.54	1,525	1.24	20221103	MEDICAL-BIOMED/GENETICS
Ipg Photonics	8	IPGP	87.62	0.00	0.41	0.42	6	1.59	-0.30	5	-1.15	0.74	0.47	1.66	-0.62	4,399	0.93	20221101	LASERS-SYS/COMPONENTS
Irhythm Tech	6	IRTC	125.34	0.00	-1.71	-1.56	15	0.94	-0.97	7	-1.00	0.10	-0.18	1.01	-0.54	3,764	0.55	20221101	MEDICAL INFORMATION SYSTEMS
Iron Mountain	11	IRM	49.51	5.00	0.52	0.51	6	-0.07	-0.30	4	0.95	-0.15	-0.18	-0.13	0.00	14,386	0.37	20221103	REIT-EQTY TRUST - OTHER
Ironwood Pharma	6	IRWD	10.71	0.00	-1.94	-1.74	16	-1.37	-0.93	6	-1.00	-0.46	0.48	-1.30	-0.54	1,641	1.15	20221103	MEDICAL-DRUGS
Istar Finl Inc	11	STAR	9.84	5.08	0.49	0.51	6	1.26	-0.34	3	0.14	0.24	-0.37	1.19	0.00	840	2.11	20221101	REIT-MORTGAGE TRUST
Itron Inc	8	ITRI	47.56	0.00	-1.39	-1.26	14	-1.32	-0.52	6	-0.81	-0.30	0.83	-1.25	-0.62	2,147	1.82	20221103	ELEC TEST EQUIPMENT
Itt Inc	3	ITT	73.83	1.43	-0.53	-0.57	11	0.07	1.08	2	0.92	0.22	0.03	0.29	1.58	6,106	0.91	20221103	DIVERSIFIED OPERATIONS
Jbg Smith Pptys	11	JBGS	19.96	4.51	0.52	0.53	6	-0.33	-0.34	4	0.95	-0.30	-0.36	-0.40	0.00	2,283	0.84	20221101	REIT-EQTY TRUST - OTHER
Jeld-Wen Holdng	3	JELD	9.56	0.00	0.54	0.42	6	-0.07	-0.52	1	-0.01	0.95	2.05	0.14	0.00	806	2.26	20221031	BLDG PROD-WOOD
Jfrog Ltd	8	FROG	26.35	0.00	-1.31	-1.23	14	-1.04	0.15	4	1.33	-0.91	-1.29	-0.97	0.00	2,567	1.23	20221102	INTERNET SOFTWARE
Johnson Contrlr	3	JCI	57.18	2.45	0.39	0.29	7	-1.35	1.52	4	1.63	0.34	-0.12	-1.14	1.96	39,386	0.11	20221103	PROTECTION-SFTY EQ & SVC
Jones Lang Lasl	11	JLL	163.51	0.00	0.55	0.51	6	-1.52	-0.41	2	1.45	0.48	1.99	-1.59	0.00	7,835	0.46	20221102	REAL ESTATE OPERATIONS
Kadant Inc	3	KAI	172.58	0.60	0.51	0.51	6	1.64	-0.34	1	-0.64	0.44	0.03	1.85	0.00	2,013	2.59	20221101	MACHINERY-GEN INDUSTRIAL
Kar Auction Svc	3	KAR	13.88	0.00	-1.66	-1.74	16	-1.64	-0.93	6	0.45	0.18	1.59	-1.43	-0.60	1,608	1.53	20221101	RETAIL-MISC/DIVERSIFIED
Karuna Theraptc	6	KRTX	215.33	0.00	-1.21	-1.02	13	-0.51	-0.86	8	0.39	-0.91	-1.76	-0.43	-0.54	6,450	0.32	20221103	MEDICAL-BIOMED/GENETICS
Karyopharm Ther	6	KPTI	4.91	0.00	0.37	0.42	6	1.66	-0.41	3	0.88	0.47	-0.35	1.74	0.00	392	2.90	20221103	MEDICAL-DRUGS
Kellogg Co	5	K	74.09	3.19	0.68	0.51	6	-0.21	-0.30	4	1.33	-0.23	-0.29	-0.56	0.44	25,199	0.19	20221103	FOOD-MISC/DIVERSIFIED
Kemper Corp	7	KMPR	44.91	2.76	0.36	0.51	6	-0.07	-0.52	1	-0.63	0.18	0.38	0.00	0.00	2,868	2.39	20221102	INSURANCE-MULTI LINE
Kennametal Inc	3	KMT	25.48	3.14	-1.24	-1.26	14	-1.35	-0.52	6	-0.17	0.00	0.98	-1.14	-0.53	2,076	1.07	20221031	MACHINE-TOOLS & REL PROD
Kennedy-Wilson	11	KW	16.26	5.90	-0.49	-0.41	10	-0.07	-0.93	8	-0.03	-0.73	-1.02	-0.13	-0.62	2,240	2.38	20221102	REAL ESTATE OPERATIONS
Kite Realty Grp	11	KRG	18.97	4.64	0.23	0.29	7	1.52	1.56	1	-0.27	1.01	0.86	1.46	2.02	4,153	0.87	20221102	REIT-EQTY TRUST - RETAIL
Kkr & Co Inc	7	KKR	47.27	1.31	0.33	0.47	6	0.35	-0.49	7	-1.47	-0.06	-1.05	0.43	-0.49	40,644	0.14	20221101	FINANCE-INVESTMENT MGMT
Kontoor Brands	4	KTB	36.87	4.99	-1.49	-1.74	16	-1.57	-0.82	4	0.40	-0.61	-0.31	-1.50	0.00	2,042	1.38	20221103	TEXTILE-APPAREL MFG
Kratos Defense	3	KTOS	10.47	0.00	0.51	0.42	6	-0.36	-0.45	1	-0.64	0.08	0.10	-0.14	0.00	1,319	2.82	20221102	AEROSPACE/DEFENSE EQUIP
Kura Oncology	6	KURA	16.52	0.00	-1.94	-1.74	16	0.65	-0.93	7	-1.00	-0.07	-0.40	0.72	-0.54	1,105	1.39	20221103	MEDICAL-BIOMED/GENETICS
Kymera Therptcs	6	KYMR	25.46	0.00	1.02	1.17	3	-1.37	1.11	3	0.47	-0.03	-1.52	-1.30	1.43	1,393	1.60	20221103	MEDICAL-BIOMED/GENETICS
Kyndryl Holdngs	8	KD	9.61	0.00	0.45	0.51	6	-0.35	0.07	6	-0.12	-0.25	0.20	-0.28	-1.09	2,179	1.05	20221102	TECHNOLOGY SERVICES
Lamar Adver Co	11	LAMR	91.75	5.23	-1.96	-1.68	16	-1.26	-0.75	8	-0.68	-0.84	-0.41	-1.33	-0.62	9,316	0.46	20221104	REIT-EQTY TRUST - OTHER
Lancaster Colon	5	LANC	176.01	1.82	-0.19	-0.41	10	-0.21	-1.27	8	0.74	-0.47	-0.31	-0.56	-0.51	4,850	0.81	20221102	FOOD-MISC/DIVERSIFIED
Lantheus Hldgs	6	LNTH	74.35	0.00	0.60	0.75	5	-0.51	0.70	4	1.04	0.05	-0.43	-0.43	1.02	5,111	0.19	20221103	MEDICAL PRODUCTS
Laredo Petrolm	1	LPI	63.13	0.00	-0.03	0.42	6	1.77	-0.56	5	-0.07	0.63	2.74	2.00	-1.82	1,092	0.48	20221103	OIL & GAS-U S EXPLO & PROD
Lattice Semicon	8	LSCC	51.53	0.00	1.62	1.61	1	1.59	2.04	3	0.56	0.66	-0.89	1.66	1.71	7,076	0.37	20221031	ELEC-SEMICONDUCTORS
Laureate Educat	4	LAUR	12.29	0.00	-1.58	-1.78	16	0.61	-0.97	7	-1.92	0.00	-0.21	0.68	-0.49	2,024	2.61	20221103	SCHOOLS

Date: 10-26-2022

Alphabetical listing of ALL Companies

SECTOR CODES: 1-Energy, 2-Materials, 3-Industrials, 4-Consumer Discretionary, 5-Consumer Staples, 6-Healthcare

SECTOR CODES: 7-Financials, 8-Information Technology, 9-Communication Services, 10-Utilities, 11-Real Estate

COMPANY	SECTOR	TICKER	PRICE	YIELD	IPSCORE	XSEC IPSCORE	ABSOLUTE-SCALE METRICS			RELATIVE-SCALE METRICS					MKT CAP	DAYS2TR	EPS REPORT DATE	INDUSTRY GROUP	
							ABS DCOORD	TECH OUTLK	FUNDA OUTLK	REL DCOORD	rPSCORE	VTCAVG	VSCORE	TSCORE					CSCORE
Lci Industries	4	LCII	101.16	4.15	-0.09	-0.41	10	-0.34	-0.89	6	-0.71	0.12	1.13	-0.27	-0.49	2,572	1.35	20221101	AUTO/TRUCK-ORIGINAL EQP
Lear Corporatn	4	LEA	136.19	2.26	-1.61	-1.74	16	0.07	-0.93	7	-2.47	-0.24	-0.38	0.14	-0.49	8,086	0.29	20221101	AUTO/TRUCK-ORIGINAL EQP
Leggett & Platt	4	LEG	32.83	5.36	-0.18	-0.46	10	-0.07	-0.97	5	-2.75	0.02	0.53	0.00	-0.49	4,385	0.78	20221031	FURNITURE
Leidos Holdings	3	LDOS	97.31	1.48	-1.69	-1.74	16	-1.35	-0.78	6	-0.17	-0.38	0.18	-1.14	-0.60	13,287	0.43	20221101	AEROSPACE/DEFENSE
Lexington Ppty	11	LXP	9.50	5.05	0.52	0.53	6	-0.33	-0.41	4	0.95	-0.40	-0.66	-0.40	0.00	2,659	1.46	20221103	REIT-EQTY TRUST - RESID
Lgi Homes Inc	4	LGIH	87.80	0.00	-0.05	-0.41	10	-1.57	-0.97	2	0.50	0.06	0.46	-1.50	0.00	2,043	1.35	20221101	REAL ESTATE DEVELOPMENT
Lhc Group Inc	6	LHCG	165.93	0.00	0.35	0.42	6	1.09	-0.52	3	0.47	0.30	-0.25	1.16	0.00	5,149	0.55	20221102	MEDICAL SERVICES
Liberty Brdbd-A	9	LBRDA	79.79	0.00	-0.18	-0.41	10	1.23	-0.86	1	-1.38	0.89	0.83	1.16	0.00	12,270	1.29	20221104	CABLE TV
Liberty Brdbd-C	9	LBRDK	79.41	0.00	-0.18	-0.46	10	1.23	-0.86	5	-1.38	0.79	0.73	1.16	-0.46	12,212	0.25	20221104	CABLE TV
Liberty Gbl-A	9	LBTYA	16.89	0.00	0.81	0.42	6	1.23	-0.56	1	-0.44	1.18	1.34	1.16	0.61	8,188	0.68	20221101	CABLE TV
Liberty Gbl-C	9	LBTYK	17.83	0.00	-0.15	-0.46	10	1.23	-0.86	1	-0.44	1.05	1.19	1.16	0.00	8,644	0.55	20221101	BROADCASTING-RADIO/TV
Liberty La-C	9	LILAK	7.75	0.00	-1.56	-1.68	16	-1.23	-0.86	4	0.37	-0.79	-0.48	-1.29	0.00	1,716	2.09	20221101	WIRELESS NATIONAL
Liberty Media-A	9	FWONA	53.21	0.00	-0.11	-0.46	10	1.48	-0.86	3	0.72	0.56	-0.16	1.42	0.00	12,392	2.73	20221104	MEDIA CONGLOMERATES
Liberty Media-C	9	FWONK	59.01	0.00	1.57	1.17	3	1.48	1.19	3	0.72	0.53	-0.68	1.42	1.84	13,742	0.43	20221104	MEDIA CONGLOMERATES
Liberty Siri-A	9	LSXMA	42.45	0.00	-1.56	-1.74	16	-1.23	-0.86	2	0.61	-0.03	0.97	-1.29	0.00	13,869	0.89	20221104	SATELLITE COMMUNICATION
Liberty Siri-C	9	LSXMK	42.31	0.00	-0.34	-0.57	11	-1.48	1.15	4	0.96	-0.60	-0.48	-1.55	2.23	9,258	0.86	20221104	SATELLITE COMMUNICATION
Life Storage	11	LSI	106.18	4.07	1.24	1.17	3	1.26	0.70	3	0.71	0.37	-1.14	1.19	1.16	8,960	0.38	20221102	REIT-EQTY TRUST - OTHER
Lightspeed Cmrc	8	LSPD	18.52	0.00	-0.66	-0.60	11	-1.32	1.15	2	0.39	-0.27	0.09	-1.25	1.01	2,758	1.29	20221103	TECHNOLOGY SERVICES
Lilly Eli & Co	6	LLY	351.31	1.12	-0.60	-0.41	10	1.52	-0.86	7	-1.00	0.07	-0.86	1.59	-0.54	333,806	0.02	20221101	LARGE CAP PHARMA
Lincoln Natl-In	7	LNC	52.74	3.41	-1.26	-1.23	14	0.35	-0.49	2	1.29	-0.18	0.36	0.43	0.00	8,978	0.28	20221102	INSURANCE-LIFE
Littelfuse Inc	8	LFUS	215.40	1.11	-0.50	-0.46	10	1.32	-0.93	5	-1.15	0.72	1.02	1.39	-1.24	5,332	1.20	20221101	ELEC-MISC COMPONENTS
Livanova Plc	6	LIVN	47.51	0.00	0.37	0.42	6	1.66	-0.04	3	0.88	0.74	-0.07	1.74	0.54	2,539	1.21	20221102	MEDICAL INSTRUMENTS
Live Nation Ent	9	LYV	81.71	0.00	1.99	1.55	1	1.48	2.04	1	-1.38	0.96	0.00	1.42	2.92	18,791	0.22	20221103	LEISURE & RECREATION SVCS
Livent Corp	2	LTHM	31.30	0.00	1.60	1.17	3	1.50	1.19	1	0.79	1.16	0.08	1.57	1.87	5,611	0.27	20221101	CHEMICALS-SPECIALTY
Liveramp Hldgs	8	RAMP	18.30	0.00	0.39	0.42	6	1.32	-0.56	5	-1.67	0.35	0.05	1.39	-1.17	1,229	2.28	20221101	TECHNOLOGY SERVICES
Loews Corp	7	L	55.76	0.45	-1.35	-1.26	14	0.07	-0.26	1	-0.63	0.18	0.27	0.14	0.00	13,435	0.55	20221031	INSURANCE-MULTI LINE
Louisiana Pac	2	LPX	57.73	1.52	-0.89	-1.34	14	0.07	-0.04	1	0.34	0.41	0.07	0.14	1.03	4,265	0.48	20221101	BLDG PROD-WOOD
Lsb Inds Inc	2	LXU	16.42	0.00	-1.36	-1.70	16	-1.36	-1.34	8	-0.20	-0.57	-0.01	-1.29	-0.45	1,457	2.17	20221101	DIVERSIFIED OPERATIONS
Lumen Technolgs	9	LUMN	6.92	14.45	-0.18	-0.46	10	1.23	-1.45	5	-1.38	0.81	0.80	1.16	-0.54	7,165	0.18	20221102	TECHNOLOGY SERVICES
Ma-Com Tech Sol	8	MTSI	57.46	0.00	-0.50	-0.41	10	1.04	-0.97	5	-1.15	0.42	0.27	1.11	-0.70	4,022	1.03	20221103	SEMI-ANALOG & MIXED
Macerich Co	11	MAC	10.14	5.92	-1.45	-1.26	14	-1.52	-0.37	2	-0.03	-0.44	0.43	-1.59	0.00	2,178	0.90	20221103	REIT-EQTY TRUST - RETAIL
Madrigal Pharma	6	MDGL	70.88	0.00	-1.40	-1.23	14	-1.37	-0.08	4	1.04	-0.48	-0.37	-1.30	0.54	1,212	1.17	20221103	MEDICAL-DRUGS
Magnolia Oil&Gs	1	MGY	25.20	0.79	-2.19	-1.74	16	0.69	-1.34	7	-0.34	-1.36	-0.62	0.92	-2.67	5,483	0.64	20221101	OIL & GAS-U S EXPLO & PROD
Main Street Cap	7	MAIN	36.36	7.26	1.03	1.17	3	1.63	1.11	3	-0.09	0.02	-1.53	1.70	1.48	2,654	1.65	20221103	FINANCE-SBIC & COMMRL
Malibu Boats-A	4	MBUU	51.99	0.00	0.84	0.42	6	1.57	-0.49	1	-1.27	0.59	1.13	1.64	0.65	1,060	2.94	20221104	LEISURE & RECREATION PROD
Marathon Oil Cp	1	MRO	29.65	1.08	-0.87	-0.36	10	-0.23	-0.93	7	0.19	-0.94	-0.23	0.00	-1.89	20,983	0.06	20221102	OIL & GAS-U S INTEGRATED
Marathon Petrol	1	MPC	111.44	2.08	0.66	1.19	3	-0.23	0.74	7	0.66	-0.43	-0.59	0.00	-0.39	55,567	0.07	20221101	OIL REFINING & MARKETING



Date: 10-26-2022

Alphabetical listing of ALL Companies

SECTOR CODES: 1-Energy, 2-Materials, 3-Industrials, 4-Consumer Discretionary, 5-Consumer Staples, 6-Healthcare

SECTOR CODES: 7-Financials, 8-Information Technology, 9-Communication Services, 10-Utilities, 11-Real Estate

COMPANY	SECTOR	TICKER	PRICE	YIELD	IPSCORE	XSEC IPSCORE	ABSOLUTE-SCALE METRICS			RELATIVE-SCALE METRICS					MKT CAP	DAYS2TR	EPS REPORT DATE	INDUSTRY GROUP	
							ABS DCOORD	TECH OUTLK	FUNDA OUTLK	REL DCOORD	rPSCORE	VTCAVG	VSCORE	TSCORE					CSCORE
Maravai Lfs Hld	6	MRVI	16.70	0.00	0.35	0.42	6	-0.07	-0.56	3	0.47	-0.03	-0.08	0.00	0.00	4,262	0.62	20221102	MEDICAL PRODUCTS
Markel Corp	7	MKL	1153.46	0.00	0.36	0.51	6	-0.07	-0.41	1	-0.63	0.14	0.29	0.00	0.00	15,601	0.43	20221101	INSURANCE-PROP/CAS/TITLE
Marriot Vac Ww	4	VAC	144.75	1.71	-0.28	-0.68	11	0.61	1.15	3	0.68	0.96	-0.15	0.68	2.35	5,687	0.56	20221031	HOTELS & MOTELS
Marriott Intl-A	4	MAR	155.43	0.77	0.68	0.20	7	0.07	1.56	3	0.68	0.91	-0.17	0.14	2.75	50,445	0.08	20221103	HOTELS & MOTELS
Martin Mrt-Matl	2	MLM	332.79	0.79	0.01	-0.41	10	-0.07	-0.82	1	0.34	0.03	0.10	0.00	0.00	20,755	0.19	20221102	BLDG-CEMENT/CONCRT/AG
Mastec Inc	3	MTZ	76.36	0.00	-1.75	-1.74	16	0.36	-0.75	7	-1.58	-0.16	-0.20	0.57	-0.60	5,768	0.40	20221103	BLDG-HEAVY CONST
Match Group Inc	9	MTCH	45.43	0.00	0.85	0.51	6	1.23	-0.49	3	0.72	0.43	-0.34	1.16	0.61	12,974	0.15	20221101	ELECTRONIC COMMERCE
Materion Corp	2	MTRN	82.93	0.60	1.84	1.41	2	-0.21	1.56	2	1.16	0.59	0.01	-0.14	2.19	1,701	2.34	20221102	MINING-MISC
Matson Inc	3	MATX	72.54	1.71	-1.17	-1.26	14	-1.64	-0.49	2	1.39	1.10	3.22	-1.43	0.00	2,828	0.77	20221102	TRANSPORTATION-SVCS
Maxar Tech Inc	3	MAXR	21.31	0.19	1.65	1.52	1	-0.07	1.63	1	-0.01	1.16	1.07	0.14	1.96	1,581	2.34	20221103	SATELLITE COMMUNICATION
Mckesson Corp	6	MCK	382.43	0.56	1.04	1.08	3	-0.22	1.11	3	0.88	0.96	-0.14	-0.14	1.43	54,967	0.08	20221101	MEDICAL/DENTAL-SUPPLIES
Mdu Resources	3	MDU	27.81	3.13	-0.09	-0.15	9	-0.50	-0.49	2	0.92	0.22	0.65	-0.29	0.00	5,655	0.84	20221103	UTILITY-GAS DISTRIBUTION
Medifast Inc	5	MED	118.53	5.53	-0.21	-0.46	10	-0.07	-0.89	6	0.31	0.19	1.03	-0.42	-0.06	1,306	1.50	20221103	FOOD-MISC/DIVERSIFIED
Mercadolibre In	8	MELI	862.97	0.00	1.18	1.17	3	-0.35	1.11	2	0.99	0.20	0.47	-0.28	0.62	43,440	0.04	20221103	ELECTRONIC COMMERCE
Mercury Genl Cp	7	MCY	28.49	4.46	0.39	0.42	6	1.35	-0.56	1	-0.01	0.60	0.49	1.42	0.00	1,578	2.40	20221101	INSURANCE-PROP/CAS/TITLE
Mercury Systems	3	MRCY	47.85	0.00	-1.69	-1.74	16	0.36	-1.01	6	-0.17	-0.58	0.07	0.57	-1.06	2,765	1.62	20221101	COMPUTER-PERIPHERAL EQ
Metlife Inc	7	MET	70.93	2.82	0.23	0.31	7	-1.06	1.56	4	1.29	0.35	-0.22	-0.99	1.83	57,681	0.08	20221102	INSURANCE-MULTI LINE
Mettler-Toledo	6	MTD	1230.89	0.00	-0.74	-0.60	11	0.36	1.11	3	0.88	0.42	-0.25	0.43	1.09	27,703	0.18	20221103	INSTRUMENTS-SCIENTIFIC
Mfa Financial	7	MFA	9.64	18.26	-0.47	-0.38	10	-0.35	-1.45	8	-0.17	-0.88	-0.42	-0.28	-1.90	981	1.02	20221103	REIT-MORTGAGE TRUST
Mgic Invstmt Cp	7	MTG	13.16	3.04	1.45	1.61	1	-0.07	1.56	3	-0.09	0.43	-0.76	0.00	1.83	3,993	0.50	20221102	INSURANCE-MULTI LINE
Mgm Resorts Int	4	MGM	34.19	0.03	-0.26	-0.57	11	-1.57	1.19	2	1.05	0.42	0.43	-1.50	2.35	13,440	0.14	20221102	GAMING
Mgp Ingredients	5	MGPI	108.43	0.44	1.27	1.17	3	1.47	1.15	3	0.31	0.49	-0.89	1.12	1.78	2,385	1.10	20221103	FOOD-MISC/DIVERSIFIED
Microchip Tech	8	MCHP	64.48	1.87	-1.85	-1.68	16	1.59	-0.75	6	-0.81	-0.34	1.03	1.66	-1.24	35,624	0.08	20221103	SEMI-ANALOG & MIXED
Microstrategy	8	MSTR	268.69	0.00	-1.80	-1.70	16	0.07	-0.97	8	0.30	-1.41	-1.36	0.14	-1.24	3,036	0.22	20221101	COMPUTER-SOFTWARE
Middlesex Water	10	MSEX	86.28	1.34	-2.79	-1.74	16	0.08	-0.93	8	-0.75	-2.38	-3.08	-1.42	-1.90	1,519	2.55	20221104	UTILITY-WATER SUPPLY
Mks Instruments	8	MKSI	81.92	1.07	0.41	0.42	6	1.32	-0.52	5	-1.15	0.43	0.25	1.39	-1.17	4,566	0.48	20221102	ELECTRONICS-MANUFACTURING MACH
Moderna Inc	6	MRNA	136.57	0.00	-1.54	-1.34	14	0.07	-0.56	5	-2.06	0.16	0.81	0.14	-0.48	54,322	0.04	20221103	MEDICAL-BIOMED/GENETICS
Moelis & Co	7	MC	38.48	6.24	0.31	0.47	6	-1.35	-0.56	7	-1.86	-0.33	-0.52	-1.28	-0.49	2,646	1.09	20221102	FINANCE-INVESTMENT BKRS
Molson Coors-B	5	TAP	50.57	3.01	0.62	0.42	6	1.61	-0.41	1	-0.20	0.69	0.38	1.26	0.44	10,960	0.47	20221101	BEVERAGES-ALCOHOLIC
Momentive Gbl	8	MNTV	8.02	0.00	-0.66	-0.60	11	-1.59	1.15	2	0.39	-0.36	0.14	-1.53	1.01	1,203	1.19	20221103	IT SERVICES
Mondelez Intl	5	MDLZ	59.31	2.60	-0.27	-0.46	10	0.35	-1.30	7	-1.30	0.05	-0.48	0.00	-0.82	81,288	0.05	20221101	FOOD-MISC/DIVERSIFIED
Monster Beverag	5	MNST	91.66	0.00	-0.27	-0.41	10	1.47	-1.38	7	-1.30	-0.05	-0.60	1.12	-0.82	48,294	0.10	20221103	BEVERAGES-SOFT DRINKS
Moog Inc A	3	MOG.A	82.39	1.26	-1.22	-1.26	14	-1.07	-0.34	2	0.38	-0.11	0.19	-0.86	0.00	2,635	2.80	20221104	AEROSPACE/DEFENSE EQUIP
Motorola Solutn	8	MSI	239.68	1.32	-0.41	-0.36	10	-0.21	-0.75	8	0.90	-0.33	-0.06	-0.14	-1.24	40,098	0.15	20221103	WIRELESS EQUIPMENT
Mp Materials	2	MP	31.63	0.00	-0.93	-1.30	14	0.07	-0.56	5	-0.66	-0.04	0.06	0.14	-0.32	5,615	0.47	20221103	MINING-MISC
Mplx Lp	1	MPLX	33.12	8.51	1.12	1.61	1	1.61	1.52	3	1.32	0.12	-0.53	1.84	0.33	33,528	0.41	20221101	OIL & GAS-PROD/PIPELINE
Murphy Oil	1	MUR	48.05	2.08	-0.01	0.53	6	-0.23	-0.49	7	0.19	-0.76	-0.33	0.00	-1.37	7,470	0.34	20221103	OIL & GAS-U S EXPLO & PROD

Date: 10-26-2022

Alphabetical listing of ALL Companies

SECTOR CODES: 1-Energy, 2-Materials, 3-Industrials, 4-Consumer Discretionary, 5-Consumer Staples, 6-Healthcare

SECTOR CODES: 7-Financials, 8-Information Technology, 9-Communication Services, 10-Utilities, 11-Real Estate

COMPANY	SECTOR	TICKER	PRICE	YIELD	IPSCORE	XSEC IPSCORE	ABSOLUTE-SCALE METRICS			RELATIVE-SCALE METRICS					MKT CAP	DAYS2TR	EPS REPORT DATE	INDUSTRY GROUP	
							ABS DCOORD	TECH OUTLK	FUNDA OUTLK	REL DCOORD	rPSCORE	VTCAVG	VSCORE	TSCORE					CSCORE
Myriad Genetics	6	MYGN	19.56	0.00	0.35	0.42	6	-0.07	-0.56	3	0.47	-0.07	-0.21	0.00	0.00	1,577	2.58	20221101	MEDICAL-BIOMED/GENETICS
Natera Inc	6	NTRA	45.31	0.00	-0.07	0.09	8	-0.51	1.11	4	1.04	0.02	-0.65	-0.43	1.43	4,393	0.51	20221103	MEDICAL SERVICES
Natl Fuel Gas	10	NFG	65.92	2.88	-0.66	0.09	8	1.03	0.67	8	1.37	-0.94	-0.28	-0.47	-0.79	6,030	0.75	20221103	UTILITY-GAS DISTRIBUTION
Natl Retail Ppt	11	NNN	41.30	5.33	1.27	1.17	3	-0.07	1.11	4	1.36	0.19	-0.78	-0.13	1.63	7,315	0.51	20221101	REIT-EQTY TRUST - RETAIL
Natl Storage	11	NSA	41.11	5.35	0.41	0.51	6	1.52	-0.30	7	-1.58	-0.05	-0.95	1.46	-0.54	3,772	0.82	20221102	REIT-EQTY TRUST - OTHER
Natwest Group	7	NWG	5.59	3.06	1.03	1.17	3	1.63	1.19	1	-0.01	1.15	0.30	1.70	1.48	27,049	1.91	20221104	BANKS-FOREIGN
Neurocrine Bios	6	NBIX	112.59	0.00	1.49	1.61	1	-0.22	1.60	4	1.04	0.34	-0.61	-0.14	1.76	10,768	0.26	20221101	MEDICAL-DRUGS
Nevro Corp	6	NVRO	41.12	0.00	1.50	1.61	1	-0.36	2.00	4	1.29	0.53	-0.15	-0.29	2.04	1,455	0.90	20221102	MEDICAL INSTRUMENTS
New York Mtg Tr	7	NYMT	2.62	15.27	0.38	0.52	6	-1.63	-0.56	8	-0.17	-0.84	-1.72	-1.56	-0.49	999	1.91	20221102	REIT-MORTGAGE TRUST
Newmont Corp	2	NEM	42.72	5.15	-1.38	-1.78	16	0.07	-0.97	5	-0.66	-0.07	0.05	0.14	-0.39	33,906	0.07	20221101	MINING-MISC
News Corp New-A	9	NWSA	17.17	1.16	-1.65	-1.74	16	0.06	-0.97	1	-2.31	0.15	0.33	0.00	0.00	9,983	0.46	20221103	MOVIE/TV PRODUCTION/DISTRIB
News Corp-B	9	NWS	17.37	1.15	-1.58	-1.68	16	-1.23	-0.86	2	-0.09	-0.50	0.15	-1.29	0.00	10,099	1.34	20221103	MOVIE/TV PRODUCTION/DISTRIB
Ngm Biopharmact	6	NGM	4.71	0.00	1.04	1.08	3	-0.07	1.19	3	0.88	0.63	-0.02	0.00	1.90	379	2.82	20221103	MEDICAL-BIOMED/GENETICS
Nikola Corp	3	NKLA	3.11	0.00	0.47	0.51	6	1.35	-0.49	7	-1.58	-0.41	-1.33	1.57	-0.53	1,348	0.69	20221103	AUTO MFRS-DOMESTIC
Nintendo Ltd	4	NTDOY	10.10	4.15	0.92	0.51	6	1.30	-0.08	3	0.68	0.87	-0.08	1.36	1.30	52,467	1.94	20221103	TOYS/GAMES/HOBBY PROD
Nisource Inc	10	NI	25.13	3.74	-0.19	0.51	6	1.82	-0.26	7	0.36	-0.36	-0.19	0.32	-1.38	10,202	0.19	20221102	UTILITY-ELECTRIC POWER
Nmi Holdings-A	7	NMIH	21.53	0.00	1.48	1.63	1	-0.21	1.56	3	0.52	0.55	-0.31	-0.14	1.83	1,824	2.34	20221101	INSURANCE-PROP/CAS/TITLE
Nomad Foods Ltd	5	NOMD	13.46	0.00	-0.21	-0.41	10	-0.35	-0.86	6	0.31	0.55	2.26	-0.70	-0.06	2,322	1.11	20221103	FOOD-MISC/DIVERSIFIED
Northrn Oil&Gas	1	NOG	34.02	2.94	1.10	1.63	1	-0.23	2.04	3	0.99	-0.33	-1.32	0.00	0.59	2,685	0.37	20221104	OIL & GAS-U S EXPLO & PROD
Norwegian Cruis	4	NCLH	15.83	0.00	-1.49	-1.68	16	-1.30	-1.01	4	0.40	-0.44	-0.06	-1.23	0.00	6,671	0.06	20221102	LEISURE & RECREATION SVCS
Nova Ltd	8	NVMI	74.75	0.00	-0.46	-0.41	10	1.59	-1.01	7	-0.12	0.15	-0.25	1.66	-2.10	2,144	1.71	20221103	ELEC-SEMICONDUCTORS
Novavax Inc	6	NVAX	22.58	0.00	-0.64	-0.46	10	1.37	-1.45	5	-2.06	-0.05	0.02	1.45	-1.63	1,764	0.19	20221103	MEDICAL-BIOMED/GENETICS
Novo-Nordisk As	6	NVO	108.17	0.75	-1.94	-1.74	16	0.22	-1.38	7	-1.00	-0.48	-0.72	0.29	-1.02	244,785	0.21	20221102	LARGE CAP PHARMA
Now Inc	3	DNOW	11.70	0.00	1.18	1.19	3	-0.21	1.15	1	-0.64	0.66	0.31	0.00	1.58	1,295	2.93	20221102	OIL FIELD MACH & EQUIP
Nrg Energy Inc	10	NRG	43.64	3.21	1.15	1.55	1	1.18	2.08	2	2.17	0.71	1.18	-0.32	0.79	10,262	0.26	20221103	UTILITY-ELECTRIC POWER
Nu Skin Enterp	5	NUS	38.10	4.04	0.62	0.42	6	-1.33	-0.49	1	-0.20	0.74	0.52	-1.68	0.44	1,913	1.46	20221102	COSMETICS & TOILETRIES
Nutrien Ltd	2	NTR	83.21	2.41	0.91	0.51	6	-0.07	-0.30	1	0.34	0.21	0.12	0.00	0.52	44,356	0.15	20221102	FERTILIZERS
Nxp Semiconduct	8	NXPI	148.74	2.27	-0.50	-0.46	10	1.59	-0.86	5	-1.15	1.05	1.56	1.66	-1.24	39,059	0.07	20221031	SEMI-ANALOG & MIXED
Ny Times A	9	NYT	29.29	1.23	-0.10	-0.41	10	1.23	-0.93	4	0.96	-0.19	-0.04	1.16	0.00	4,869	0.59	20221102	PUBLISHING-NEWSPAPERS
Odp Corp/The	4	ODP	40.16	0.00	-1.52	-1.68	16	-1.43	-0.89	4	-0.25	-0.70	-0.71	-1.36	0.00	1,976	1.72	20221102	RETAIL-MISC/DIVERSIFIED
Oge Energy Corp	10	OGE	35.96	4.61	0.60	1.17	3	1.82	1.08	2	1.06	-0.21	0.39	0.32	0.00	7,199	0.53	20221103	UTILITY-ELECTRIC POWER
Omega Hlthcare	11	OHI	31.28	8.57	1.24	1.17	3	1.39	1.11	3	0.71	0.40	-1.23	1.33	1.63	7,323	0.37	20221102	REIT-EQTY TRUST - OTHER
Omniceil Inc	6	OMCL	78.40	0.00	-0.60	-0.41	10	-0.36	-0.86	6	-1.00	-0.27	0.03	-0.29	-0.54	3,472	0.71	20221102	MEDICAL INFORMATION SYSTEMS
On Semicon Corp	8	ON	66.59	0.00	0.68	0.73	5	1.46	1.11	3	-0.12	0.34	-0.91	1.53	1.01	28,849	0.06	20221031	SEMI-ANALOG & MIXED
One Gas Inc	10	OGS	73.71	3.36	0.58	1.17	3	1.82	1.08	1	0.66	0.57	0.97	0.32	0.00	3,990	1.10	20221031	UTILITY-GAS DISTRIBUTION
Oneok Inc	1	OKE	57.59	6.49	-0.05	0.42	6	1.77	-0.41	5	-0.61	0.03	0.93	2.00	-1.37	25,735	0.17	20221101	OIL/GAS PROD PIPELINE MLP
Opendoor Tech	11	OPEN	2.72	0.00	-0.51	-0.41	10	-0.33	-1.01	6	-0.52	-0.28	0.79	-0.40	-1.09	1,711	0.52	20221103	TECHNOLOGY SERVICES

Date: 10-26-2022

Alphabetical listing of ALL Companies

SECTOR CODES: 1-Energy, 2-Materials, 3-Industrials, 4-Consumer Discretionary, 5-Consumer Staples, 6-Healthcare

SECTOR CODES: 7-Financials, 8-Information Technology, 9-Communication Services, 10-Utilities, 11-Real Estate

COMPANY	SECTOR	TICKER	PRICE	YIELD	IPSCORE	XSEC IPSCORE	ABSOLUTE-SCALE METRICS			RELATIVE-SCALE METRICS					MKT CAP	DAYS2TR	EPS REPORT DATE	INDUSTRY GROUP	
							ABS DCOORD	TECH OUTLK	FUNDA OUTLK	REL DCOORD	rPSCORE	VTCAVG	VSCORE	TSCORE					CSCORE
Organon&Co	6	OGN	24.73	4.53	-0.64	-0.46	10	1.66	-1.38	5	-2.06	0.19	0.19	1.74	-1.36	6,290	0.49	20221103	MEDICAL SERVICES
Ormat Tech Inc	10	ORA	88.29	0.54	0.02	0.75	5	-0.55	0.67	8	-0.75	-2.37	-3.50	-2.05	-0.39	4,938	0.78	20221102	OTHER ALT ENERGY
Otter Tail Corp	10	OTTR	66.53	2.48	0.09	0.73	5	1.34	1.19	2	1.06	0.04	0.16	-0.16	0.00	2,770	2.45	20221031	UTILITY-ELECTRIC POWER
Outfront Media	11	OUT	17.78	6.75	-1.93	-1.74	16	-1.26	-0.78	8	-0.03	-0.76	-0.17	-1.33	-0.62	2,917	0.86	20221103	REIT-EQTY TRUST - OTHER
Owens & Minor	6	OMI	16.75	0.01	-0.64	-0.41	10	1.37	-1.01	5	-2.06	0.30	0.39	1.45	-0.95	1,277	1.22	20221102	MEDICAL PRODUCTS
Owl Rock Capitl	7	ORCC	11.45	10.83	1.09	1.19	3	-0.35	1.15	4	1.29	0.09	-1.12	-0.28	1.48	4,509	0.85	20221102	FINANCE-MISC SERVICES
Pacific Biosci	6	PACB	8.23	0.00	-1.42	-1.26	14	-1.52	-0.41	4	0.72	-0.62	-0.40	-1.45	0.00	1,850	0.54	20221101	MEDICAL INSTRUMENTS
Pacira Pharmact	6	PCRX	52.64	0.00	0.35	0.42	6	-0.07	-0.52	3	0.47	-0.05	-0.16	0.00	0.00	2,392	1.28	20221103	MEDICAL-DRUGS
Palomar Holdngs	7	PLMR	81.67	0.00	-0.21	-0.13	9	-0.50	-0.30	4	0.83	-0.98	-2.47	-0.43	0.00	2,062	1.59	20221102	INSURANCE-PROP/CAS/TITLE
Papa Johns Intl	4	PZZA	71.06	2.36	-0.12	-0.46	10	1.30	-0.93	1	-1.27	0.51	0.13	1.36	0.00	2,512	0.56	20221103	RETAIL-FOOD & RESTAURANTS
Par Pac Hldgs	1	PARR	23.05	0.00	1.08	1.63	1	-0.23	1.63	3	0.59	-0.63	-1.94	0.00	0.52	1,387	1.04	20221101	OIL REFINING & MARKETING
Park Hotels&Res	11	PK	12.88	0.31	0.49	0.51	6	1.26	-0.37	3	0.14	0.31	-0.15	1.19	0.00	3,006	0.56	20221102	REIT-EQTY TRUST - OTHER
Parker Hannifin	3	PH	281.86	1.89	0.36	0.29	7	-1.07	1.60	2	0.92	0.65	0.27	-0.86	2.19	36,208	0.09	20221103	MACHINERY-GEN INDUSTRIAL
Parsons Corp	3	PSN	44.24	0.00	1.23	1.19	3	-0.21	1.11	3	0.45	0.15	-0.86	0.00	1.58	4,582	1.83	20221102	TECHNOLOGY SERVICES
Paycom Software	8	PAYC	337.16	0.00	0.74	0.75	5	-0.49	1.11	4	1.33	-0.32	-0.89	-0.42	1.01	20,238	0.20	20221101	INTERNET SOFTWARE
Paycor Hcm Inc	8	PYCR	30.84	0.00	0.51	0.53	6	-0.21	0.07	4	1.33	-0.92	-2.16	-0.14	0.00	5,417	1.67	20221102	INTERNET SOFTWARE
Paylocity Hldg	8	PCTY	226.95	0.00	0.74	0.75	5	-0.49	1.19	4	1.33	-0.35	-0.97	-0.42	1.01	12,635	0.20	20221103	INTERNET SOFTWARE
Paypal Holdings	8	PYPL	89.24	0.00	1.18	1.17	3	-0.35	1.15	2	0.99	0.21	0.30	-0.28	1.01	103,204	0.02	20221103	INTERNET SOFTWARE
Pdc Energy Inc	1	PDCE	70.10	2.00	-2.21	-1.68	16	-1.15	-0.93	6	-0.74	-0.72	0.51	-0.92	-1.89	6,751	0.42	20221102	OIL & GAS-U S EXPLO & PROD
Peloton Interac	4	PTON	7.48	0.00	1.59	1.08	3	-0.07	1.11	1	-0.53	0.95	0.51	0.00	2.35	2,531	0.20	20221103	LEISURE & RECREATION PROD
Pembina Pipeln	1	PBA	32.13	5.87	-0.08	0.42	6	1.77	-0.41	5	-1.07	-0.33	0.11	2.00	-1.37	17,831	1.00	20221103	OIL & GAS-PROD/PIPELINE
Penn Natl Gamng	4	PENN	31.40	0.00	-1.01	-1.26	14	-1.30	-0.52	2	0.50	-0.17	0.09	-1.23	0.65	4,979	0.22	20221103	GAMING
Penumbra Inc	6	PEN	175.52	0.00	-1.65	-1.46	15	-0.51	-0.93	8	0.39	-0.61	-0.55	-0.43	-0.54	6,650	0.55	20221103	MEDICAL INSTRUMENTS
Pfizer Inc	6	PFE	45.59	3.51	-1.98	-1.78	16	0.36	-1.30	5	-2.06	-0.08	0.35	0.43	-1.02	255,867	0.03	20221101	LARGE CAP PHARMA
Phillips 66	1	PSX	100.22	3.87	0.67	1.19	3	-0.23	1.19	3	0.99	-0.23	-0.52	0.00	0.00	48,211	0.07	20221101	OIL REFINING & MARKETING
Phillips Edison	11	PECO	29.62	3.78	-0.58	-0.41	10	1.26	-0.75	7	-2.07	-0.63	-2.35	1.19	-0.62	3,359	1.32	20221103	REIT-EQTY TRUST - RETAIL
Physicians Rlty	11	DOC	14.62	6.29	0.49	0.51	6	1.52	-0.37	3	0.14	0.22	-0.69	1.46	0.00	3,309	0.93	20221103	REIT-EQTY TRUST - OTHER
Piedmint Lithm	2	PLL	63.65	0.00	2.08	1.63	1	-0.21	1.63	2	1.34	0.83	0.11	-0.14	2.51	1,143	0.91	20221104	MINING-MISC
Piedmont Office	11	PDM	10.53	7.98	0.44	0.51	6	1.26	0.15	1	-0.92	0.65	0.26	1.19	0.62	1,299	1.60	20221102	REIT-EQTY TRUST - OTHER
Pinnacle West	10	PNW	65.79	5.17	1.09	1.63	1	1.82	2.00	1	0.66	0.93	1.33	0.32	0.72	7,437	0.40	20221103	UTILITY-ELECTRIC POWER
Plains All Amer	1	PAA	11.86	7.34	0.65	1.19	3	-0.23	1.15	1	0.46	0.87	1.96	0.00	0.00	8,362	0.39	20221102	OIL/GAS PROD PIPELINE MLP
Plains Gp Hldgs	1	PAGP	12.31	7.07	0.67	1.19	3	-0.23	1.15	1	0.92	1.59	3.57	0.00	0.00	2,392	0.86	20221101	OIL & GAS-PROD/PIPELINE
Playa Htls&Rsrt	4	PLYA	5.85	0.00	1.63	1.17	3	1.57	1.19	1	0.22	1.46	0.37	1.64	2.35	971	2.94	20221103	HOTELS & MOTELS
Pnm Resources	10	PNM	46.42	2.99	-2.49	-1.52	15	1.03	-0.75	6	0.36	-0.58	0.02	-0.47	-1.90	3,984	0.54	20221104	UTILITY-ELECTRIC POWER
Power Intgratio	8	POWI	66.73	1.08	0.43	0.51	6	-0.07	-0.52	7	-0.81	-0.51	-0.96	0.00	-0.62	3,891	1.10	20221102	SEMI-POWER
Ppl Corp	10	PPL	25.96	3.47	1.05	1.61	1	1.82	2.00	4	-0.45	-0.74	-0.97	0.32	0.59	19,111	0.17	20221104	UTILITY-ELECTRIC POWER
Pra Group Inc	7	PRAA	31.92	0.00	-0.53	-0.41	10	1.35	-0.78	5	-1.47	0.25	0.07	1.42	-0.56	1,244	2.80	20221103	FINANCE-MISC SERVICES



Date: 10-26-2022

Alphabetical listing of ALL Companies

SECTOR CODES: 1-Energy, 2-Materials, 3-Industrials, 4-Consumer Discretionary, 5-Consumer Staples, 6-Healthcare

SECTOR CODES: 7-Financials, 8-Information Technology, 9-Communication Services, 10-Utilities, 11-Real Estate

COMPANY	SECTOR	TICKER	PRICE	YIELD	IPSCORE	XSEC IPSCORE	ABSOLUTE-SCALE METRICS			RELATIVE-SCALE METRICS					MKT CAP	DAYS2TR	EPS REPORT DATE	INDUSTRY GROUP	
							ABS DCOORD	TECH OUTLK	FUNDA OUTLK	REL DCOORD	rPSCORE	VTCAVG	VSCORE	TSCORE					CSCORE
Premier Inc-A	6	PINC	33.86	2.48	0.37	0.42	6	0.36	0.11	3	0.88	0.76	0.00	0.43	0.54	3,998	1.49	20221101	MEDICAL SERVICES
Prestige Brands	6	PBH	53.03	0.00	-0.76	-0.60	11	-1.66	1.08	2	0.47	-0.03	0.09	-1.59	1.43	2,639	1.88	20221103	CONSUMER PROD-MISC DISCRECTN
Procore Tech	8	PCOR	54.70	0.00	-0.62	-0.57	11	-1.32	1.15	4	1.33	-0.82	-1.58	-1.25	1.01	7,415	0.51	20221102	TECHNOLOGY SERVICES
Progyny Inc	6	PGNY	40.00	0.00	1.48	1.61	1	-0.22	2.08	2	0.88	0.65	0.06	-0.14	2.04	3,683	1.15	20221103	MEDICAL SERVICES
Propetro Holdng	1	PUMP	11.12	0.00	-2.27	-1.68	16	-1.15	-0.97	8	-1.80	-1.17	-0.44	-0.92	-1.89	1,160	1.70	20221101	OIL & GAS-FIELD SERVICES
Prothena Cp Plc	6	PRTA	60.35	0.00	-0.52	-0.36	10	-0.22	-0.93	8	0.80	-0.45	-0.67	-0.14	-0.54	2,832	0.29	20221103	MEDICAL-BIOMED/GENETICS
Provention Bio	6	PRVB	6.68	0.00	-0.54	-0.36	10	-0.22	-0.97	8	0.39	-0.71	-1.45	-0.14	-0.54	428	2.18	20221103	MEDICAL-BIOMED/GENETICS
Prudential Finl	7	PRU	101.40	4.73	-1.33	-1.24	14	-1.35	-0.49	8	-0.17	-0.53	-0.12	-1.28	-0.49	37,721	0.13	20221101	INSURANCE-MULTI LINE
Ptc Inc	8	PTC	115.36	0.00	0.41	0.51	6	1.46	-0.34	5	-1.15	0.69	0.49	1.53	-0.62	13,551	0.38	20221102	COMPUTER-SOFTWARE
Public Storage	11	PSA	300.11	2.67	1.75	1.61	1	1.52	1.56	4	1.36	0.07	-1.55	1.46	2.02	52,658	0.10	20221101	REIT-EQTY TRUST - OTHER
Public Sv Entrp	10	PEG	56.08	3.85	-1.28	-0.41	10	1.82	-0.75	7	-1.26	-1.46	-2.12	0.32	-1.90	27,976	0.15	20221031	UTILITY-ELECTRIC POWER
Q2 Holdings Inc	8	QTWO	30.76	0.00	0.41	0.42	6	1.59	-0.56	5	-1.15	0.80	0.62	1.66	-0.62	1,763	1.43	20221102	BUSINESS SOFTWARE SVCS/BPO
Qorvo Inc	8	QRVO	86.04	0.00	-0.50	-0.46	10	1.59	-0.97	5	-1.15	0.59	0.70	1.66	-1.24	8,880	0.22	20221102	SEMI-RADIO FREQ
Quaker Chemical	2	KWR	153.99	1.13	0.91	0.42	6	-0.07	-0.08	1	0.34	0.39	0.14	0.00	1.03	2,758	2.25	20221103	CHEMICALS-SPECIALTY
Qualcomm Inc	8	QCOM	119.17	2.52	1.60	1.55	1	1.59	2.00	1	0.05	1.18	0.42	1.66	1.71	133,828	0.03	20221102	WIRELESS EQUIPMENT
Qualys Inc	8	QLYS	139.07	0.00	0.68	0.73	5	1.18	1.15	3	-0.12	0.12	-1.48	1.25	1.01	5,335	0.46	20221102	SECURITY
Quanta Services	3	PWR	142.35	0.20	0.53	0.53	6	-0.21	0.18	3	-0.17	-0.13	-0.75	0.00	0.60	20,359	0.21	20221103	ENGINEERING/R&D SVCS
Quidel Corp	6	QDEL	82.50	0.00	-0.76	-0.60	11	-1.66	1.11	2	0.47	0.13	0.58	-1.59	1.43	5,524	0.48	20221102	MEDICAL PRODUCTS
Qurate Retail-A	4	QRTEA	2.31	0.00	-0.05	-0.41	10	-0.34	-0.97	2	0.50	0.17	0.78	-0.27	0.00	883	1.96	20221104	ELECTRONIC COMMERCE
Radian Grp Inc	7	RDN	20.30	3.94	1.09	1.19	3	-0.07	1.15	4	1.29	0.23	-0.74	0.00	1.48	3,281	0.77	20221102	INSURANCE-MULTI LINE
Rambus Inc	8	RMBS	29.23	0.00	1.14	1.17	3	1.46	1.15	3	-0.12	0.37	-1.12	1.53	1.01	3,231	1.18	20221031	ELEC-SEMICONDUCTORS
Ranger Oil Cp	1	ROCC	40.97	0.00	-0.92	-0.36	10	-0.69	-0.97	6	-0.74	-0.79	0.62	-0.46	-2.28	1,791	1.40	20221102	OIL & GAS-U S EXPLO & PROD
Rapid7 Inc	8	RPD	45.03	0.00	1.60	1.55	1	1.32	2.00	1	0.05	1.37	1.17	1.39	1.71	2,624	0.82	20221102	INTERNET SOFTWARE
Rayonier Inc	11	RYN	33.67	3.39	0.52	0.51	6	-1.26	-0.04	4	0.95	-0.05	-0.50	-1.33	0.62	4,926	1.17	20221102	BLDG PROD-WOOD
Ready Capital	7	RC	11.64	14.43	0.45	0.53	6	-0.07	-0.34	4	1.29	-0.07	-0.10	0.00	0.00	1,332	1.30	20221103	REIT-MORTGAGE TRUST
Realty Income	11	O	60.49	4.92	0.48	0.51	6	-0.07	-0.30	8	-0.03	-0.49	-0.66	-0.13	-0.54	36,391	0.10	20221102	REIT-EQTY TRUST - RETAIL
Regal Beloit Cp	3	RRX	151.08	0.93	-0.42	-0.36	10	-0.21	-0.75	7	-1.58	-0.44	-0.54	0.00	-0.60	10,043	0.32	20221031	MACHINERY-ELECTRICAL
Regency Ctrs Cp	11	REG	58.14	4.30	1.27	1.17	3	-0.07	1.08	4	1.36	0.19	-0.80	-0.13	1.63	10,021	0.37	20221103	REIT-EQTY TRUST - RETAIL
Regeneron Pharm	6	REGN	747.33	0.00	-0.60	-0.41	10	1.52	-1.38	7	-1.00	0.00	-0.23	1.59	-1.36	81,465	0.04	20221103	MEDICAL-BIOMED/GENETICS
Regenxbio Inc	6	RGNX	22.31	0.00	0.32	0.42	6	1.66	-0.04	1	-0.35	0.79	0.07	1.74	0.54	964	2.85	20221101	MEDICAL-BIOMED/GENETICS
Reinsurance Grp	7	RGA	143.11	2.24	1.45	1.63	1	-0.21	1.60	3	-0.09	0.53	-0.09	-0.14	1.55	9,587	0.40	20221103	INSURANCE-LIFE
Renaissancere	7	RNR	142.94	1.04	-1.80	-1.68	16	-1.35	-1.41	6	-1.16	-0.39	0.82	-1.28	-1.06	6,247	0.31	20221101	INSURANCE-PROP/CAS/TITLE
Rent-A-Center	4	RCII	19.90	6.83	-0.12	-0.41	10	1.57	-0.97	7	-1.27	0.28	-0.33	1.64	-0.49	1,178	1.11	20221102	CONS SERVICES - MISC
Repligen	6	RGEN	177.12	0.00	-0.98	-0.82	12	0.94	-0.37	3	0.47	0.16	-0.53	1.01	0.00	9,829	0.21	20221101	MEDICAL-BIOMED/GENETICS
Resideo Tech	3	REZI	22.52	0.00	-1.19	-1.26	14	-1.07	-0.45	2	0.92	0.18	0.99	-0.86	0.00	3,281	2.25	20221101	PROTECTION-SFTY EQ & SVC
Resolute Forest	2	RFP	20.50	0.00	-0.08	-0.41	10	1.07	-1.34	7	-1.93	0.19	-0.08	1.14	-0.45	1,577	2.10	20221103	PAPER & PAPER PRODUCTS
Restaurant Brnd	4	QSR	57.46	3.76	-0.03	-0.41	10	-0.20	-0.75	4	0.96	-0.10	-0.16	-0.14	0.00	17,592	0.33	20221103	RETAIL-FOOD & RESTAURANTS

Date: 10-26-2022

Alphabetical listing of ALL Companies

SECTOR CODES: 1-Energy, 2-Materials, 3-Industrials, 4-Consumer Discretionary, 5-Consumer Staples, 6-Healthcare

SECTOR CODES: 7-Financials, 8-Information Technology, 9-Communication Services, 10-Utilities, 11-Real Estate

COMPANY	SECTOR	TICKER	PRICE	YIELD	IPSCORE	XSEC IPSCORE	ABSOLUTE-SCALE METRICS			RELATIVE-SCALE METRICS					MKT CAP	DAYS2TR	EPS REPORT DATE	INDUSTRY GROUP	
							ABS DCOORD	TECH OUTLK	FUNDA OUTLK	REL DCOORD	rPSCORE	VTCAVG	VSCORE	TSCORE					CSCORE
Revolve Group	4	RVLV	23.63	0.00	-0.12	-0.46	10	0.34	-1.01	1	-1.27	0.57	0.03	0.41	0.00	1,733	0.90	20221102	ELECTRONIC COMMERCE
Rhythm Pharmctl	6	RYTM	24.32	0.00	1.02	1.17	3	1.52	0.70	3	0.47	0.14	-2.21	1.59	1.02	1,355	1.31	20221101	MEDICAL-BIOMED/GENETICS
Rlj Lodging Tr	11	RLJ	11.82	1.69	-1.43	-1.23	14	-1.26	-0.37	4	0.46	-0.58	-0.26	-1.33	0.00	1,924	0.89	20221102	REIT-EQTY TRUST - OTHER
Rocket Cos Inc	7	RKT	6.83	0.00	0.45	0.53	6	-0.35	-0.56	2	1.29	0.01	0.12	-0.28	0.00	13,455	1.06	20221103	TECHNOLOGY SERVICES
Rocket Pharmact	6	RCKT	17.11	0.00	0.35	0.51	6	-0.22	0.18	2	0.47	0.30	0.09	-0.14	0.95	1,126	1.27	20221102	MEDICAL-BIOMED/GENETICS
Rockwell Automt	3	ROK	241.65	1.85	0.39	0.29	7	0.36	1.56	4	1.63	0.19	-0.46	0.57	1.96	27,895	0.16	20221102	INDSTRL AUTOMTN/ROBOTICS
Rogers Corp	8	ROG	237.47	0.00	0.51	0.53	6	1.32	0.07	4	1.33	-0.44	-0.82	1.39	0.00	4,467	0.65	20221101	ELEC-MISC COMPONENTS
Roku Inc	9	ROKU	55.34	0.00	-0.09	-0.41	10	1.48	-1.01	4	1.42	-0.08	-0.06	1.42	0.00	7,633	0.05	20221102	BROADCASTING-RADIO/TV
Royal Caribbean	4	RCL	50.90	0.00	-1.49	-1.68	16	-1.57	-1.01	4	0.40	-0.48	-0.20	-1.50	0.00	12,983	0.06	20221104	LEISURE & RECREATION SVCS
Royal Gold Inc	2	RGLD	96.36	1.45	-1.34	-1.78	16	0.36	-0.97	1	0.34	0.17	0.08	0.43	0.00	6,325	0.58	20221102	MINING-GOLD
Ryman Hospittly	11	RHP	87.29	0.46	-2.00	-1.74	16	-0.99	-1.30	7	-1.58	-0.37	-0.37	-1.06	-1.16	4,814	0.72	20221031	REIT-EQTY TRUST - OTHER
Sabre Corp	8	SABR	5.60	0.00	1.11	1.08	3	-0.07	1.19	1	-0.64	0.79	1.47	0.00	1.01	1,838	0.80	20221102	INTERNET SOFTWARE/SVCS
Saia Inc	3	SAIA	198.18	0.00	1.69	1.61	1	1.64	1.52	3	1.00	1.05	-0.07	1.85	1.96	5,234	0.32	20221031	TRANSPORTATION-TRUCK
Sandstorm Gold	2	SAND	4.97	1.16	1.60	1.17	3	1.36	1.19	1	0.79	1.09	0.03	1.43	1.87	1,482	1.39	20221102	MINING-GOLD
Sarepta Therap	6	SRPT	112.10	0.00	1.05	1.17	3	-0.22	1.15	4	1.04	0.38	-0.41	-0.14	1.70	9,816	0.22	20221102	MEDICAL-BIOMED/GENETICS
Sba Comm Corp	11	SBAC	256.60	1.11	0.41	0.42	6	1.26	-0.37	5	-1.50	0.26	0.24	1.19	-0.54	27,669	0.11	20221031	REIT-EQTY TRUST - OTHER
Schrodinger Inc	6	SDGR	22.68	0.00	-0.60	-0.41	10	-0.07	-0.75	7	-1.00	-0.43	-0.75	0.00	-0.54	1,615	2.74	20221103	MEDICAL INFORMATION SYSTEMS
Scorpio Tankers	3	STNG	48.52	0.82	1.23	1.19	3	-0.21	0.74	3	0.45	0.40	-0.23	0.00	1.51	2,832	0.40	20221101	TRANSPORTATION-SHIP
Scotts Mircl-Gr	2	SMG	47.26	5.59	0.01	-0.46	10	1.36	-0.97	1	0.34	0.49	0.07	1.43	0.00	2,618	0.48	20221102	FERTILIZERS
Sealed Air Corp	2	SEE	47.62	1.68	-0.03	-0.46	10	1.64	-1.34	5	-0.66	0.43	0.06	1.72	-0.45	6,916	0.49	20221101	CONTAINERS-PAPER/PLASTIC
Select Ins Grp	7	SIGI	93.13	1.20	0.36	0.53	6	-0.21	-0.26	1	-0.63	0.06	0.16	-0.14	0.00	5,618	0.85	20221102	INSURANCE-PROP/CAS/TITLE
Select Medical	6	SEM	24.59	2.03	-0.31	-0.13	9	-0.22	-0.04	2	0.47	0.09	0.18	-0.14	0.54	3,096	1.60	20221103	MEDICAL-HLTH MAINT ORG
Sempra Energy	10	SRE	146.22	3.13	0.28	0.95	4	-0.87	1.52	4	-0.45	-0.81	-1.54	-2.37	0.33	45,958	0.12	20221103	UTILITY-GAS DISTRIBUTION
Seritage Growth	11	SRG	11.14	0.00	0.44	0.51	6	1.13	-0.34	1	-0.92	0.58	0.53	1.06	0.00	486	3.00	20221101	REIT-EQTY TRUST - OTHER
Service Corp In	4	SCI	60.72	1.65	-0.09	-0.41	10	-0.07	-0.78	3	-0.71	-0.01	-0.02	0.00	0.00	9,574	0.35	20221101	FUNERAL SVCS & REL
Service Ppty Tr	11	SVC	7.77	10.30	-1.45	-1.23	14	-0.99	-0.41	8	-0.03	-0.66	-0.23	-1.06	-0.54	1,283	1.59	20221103	REIT-EQTY TRUST - OTHER
Shake Shack Inc	4	SHAK	51.22	0.00	-1.01	-1.26	14	-1.30	-0.30	2	0.50	-0.15	0.16	-1.23	0.65	2,155	0.62	20221103	RETAIL-FOOD & RESTAURANTS
Siga Tech Inc	6	SIGA	9.19	0.00	-0.13	0.01	8	0.94	1.15	1	-0.35	1.03	0.16	1.01	1.90	671	1.91	20221103	MEDICAL-DRUGS
Silicon Motion	8	SIMO	53.20	3.74	1.11	1.11	3	1.32	1.19	1	-0.64	1.04	0.69	1.39	1.01	1,758	1.19	20221101	ELEC-SEMICONDUCTORS
Simon Property	11	SPG	105.84	6.61	-1.43	-1.23	14	-1.26	-0.30	4	0.46	-0.63	-0.40	-1.33	0.00	36,294	0.11	20221101	REIT-EQTY TRUST - RETAIL
Sinclair Broadc	9	SBGI	19.41	5.15	-0.11	-0.41	10	-0.32	-0.86	2	0.61	-0.09	0.19	-0.39	0.00	1,391	1.90	20221102	BROADCASTING-RADIO/TV
Sirius Xm Hldgs	9	SIRI	6.28	1.40	-1.60	-1.74	16	-1.48	-1.30	6	-0.79	-0.31	0.85	-1.55	-0.54	24,456	0.28	20221101	BROADCASTING-RADIO/TV
Siteone Landscp	3	SITE	113.22	0.00	-0.43	-0.46	10	-0.07	-0.86	5	-1.89	0.03	0.45	0.14	-0.60	5,099	0.61	20221102	INDUSTRIAL SERVICES
Sitime Corp	8	SITM	86.40	0.00	-0.46	-0.46	10	1.32	-0.97	7	-0.12	0.26	-0.13	1.39	-1.24	1,839	0.84	20221102	ELEC PRODUCTS-MISC
Sixth St Spclty	7	TSLX	18.03	9.32	-0.62	-0.57	11	0.07	1.11	4	1.29	-0.02	-0.48	0.14	1.48	1,460	2.91	20221101	FINANCE-MRTG & REL SVC
Skillz Inc	9	SKLZ	1.09	0.00	1.51	1.17	3	1.23	1.15	1	-1.38	0.85	0.19	1.16	2.23	457	2.69	20221102	GAMING
Skyline Corp	4	SKY	59.48	0.00	-0.27	-0.57	11	-1.43	1.11	4	0.96	-0.02	-0.62	-1.36	1.94	3,384	1.10	20221101	BLDG-MOBILE/MFG & RV

Date: 10-26-2022

Alphabetical listing of ALL Companies

SECTOR CODES: 1-Energy, 2-Materials, 3-Industrials, 4-Consumer Discretionary, 5-Consumer Staples, 6-Healthcare

SECTOR CODES: 7-Financials, 8-Information Technology, 9-Communication Services, 10-Utilities, 11-Real Estate

COMPANY	SECTOR	TICKER	PRICE	YIELD	IPSCORE	XSEC IPSCORE	ABSOLUTE-SCALE METRICS			RELATIVE-SCALE METRICS					MKT CAP	DAYS2TR	EPS REPORT DATE	INDUSTRY GROUP	
							ABS DCOORD	TECH OUTLK	FUNDA OUTLK	REL DCOORD	rPSCORE	VTCAVG	VSCORE	TSCORE					CSCORE
Skyworks Solutn	8	SWKS	86.68	2.86	1.60	1.55	1	1.59	1.52	1	0.05	1.20	0.61	1.66	1.40	13,907	0.13	20221103	SEMI-RADIO FREQ
Sm Energy Co	1	SM	43.84	1.37	-0.01	0.52	6	-0.23	-0.52	7	0.19	-0.85	-0.10	0.00	-1.82	5,375	0.31	20221103	OIL & GAS-U S EXPLO & PROD
Sonoco Products	2	SON	62.99	3.11	2.08	1.61	1	-0.21	1.56	2	1.34	0.70	0.04	-0.14	2.19	6,142	0.75	20221031	CONTAINERS-PAPER/PLASTIC
Sony Corp Adr	4	SONY	67.24	0.58	0.87	0.51	6	-0.34	-0.04	1	-0.53	0.94	0.13	-0.27	1.30	83,176	0.40	20221101	AUDIO/VIDEO HOME PROD
Sorrento Therap	6	SRNE	1.59	0.00	0.37	0.47	6	-0.36	-0.56	8	0.80	-0.26	-0.02	-0.29	-0.48	715	2.50	20221104	MEDICAL-BIOMED/GENETICS
Sotera Health	6	SHC	7.09	0.00	-0.64	-0.46	10	1.37	-0.86	5	-2.06	0.32	0.05	1.45	-0.54	2,006	1.85	20221102	MEDICAL SERVICES
South Jersey In	10	SJI	34.83	3.56	1.11	1.61	1	1.66	1.52	3	1.06	-0.15	-0.55	0.16	0.33	4,263	0.89	20221102	UTILITY-GAS DISTRIBUTION
Spirit Aerosys	3	SPR	24.70	0.16	-0.42	-0.41	10	1.35	-1.01	7	-1.58	-0.14	-0.67	1.57	-0.60	2,597	0.54	20221103	AEROSPACE/DEFENSE EQUIP
Springworks Thr	6	SWTX	25.13	0.00	1.04	1.11	3	1.66	1.15	3	0.88	0.96	-0.55	1.74	1.70	1,568	1.41	20221103	MEDICAL-BIOMED/GENETICS
Sprout Social	8	SPT	58.86	0.00	-0.48	-0.41	10	-0.07	-1.01	7	-0.81	-0.84	-1.47	0.00	-1.24	3,204	0.87	20221103	INTERNET SERVICES
Spx Corp	3	SPXC	63.12	0.00	1.18	1.17	3	-0.21	1.11	1	-0.64	0.71	0.41	0.00	1.58	2,854	2.29	20221103	TECHNOLOGY SERVICES
Square Inc	8	SQ	59.66	0.00	0.39	0.42	6	-0.07	-0.56	5	-1.67	0.06	0.74	0.00	-1.17	34,606	0.03	20221103	TECHNOLOGY SERVICES
Staar Surgical	6	STAA	71.57	0.00	0.82	0.97	4	-0.80	2.08	4	1.04	0.20	-0.70	-0.72	2.04	3,438	0.91	20221102	MEDICAL/DENTAL-SUPPLIES
Starbucks Corp	4	SBUX	85.21	2.30	0.19	-0.15	9	-0.48	-0.30	2	0.50	0.13	0.15	-0.41	0.65	97,770	0.04	20221103	RETAIL-FOOD & RESTAURANTS
Stem Inc	3	STEM	13.08	0.00	0.82	0.75	5	-0.50	1.11	4	1.24	-0.03	-1.10	-0.29	1.58	2,015	0.61	20221103	IT SERVICES
Stericycle Inc	3	SRCL	43.51	0.00	0.56	0.42	6	1.64	-0.41	3	0.45	0.37	-0.13	1.85	0.00	4,011	0.91	20221103	WASTE REMOVAL SVCS
Steris Plc	6	STE	171.90	1.09	-0.64	-0.46	10	1.37	-0.86	5	-2.06	0.32	0.04	1.45	-0.54	17,193	0.23	20221101	MEDICAL INSTRUMENTS
Steven Madden	4	SHOO	29.97	2.80	-1.51	-1.74	16	-1.57	-0.86	2	-0.15	-0.38	0.38	-1.50	0.00	2,368	1.03	20221102	SHOES & REL APPAREL
Store Capital	11	STOR	31.80	5.16	1.21	1.17	3	0.99	0.67	3	0.14	0.22	-1.33	0.93	1.16	8,989	0.12	20221103	REIT-EQTY TRUST - RETAIL
Stryker Corp	6	SYK	224.62	1.24	-1.88	-1.74	16	-1.37	-0.75	8	0.39	-0.66	-0.14	-1.30	-0.54	84,941	0.08	20221031	MEDICAL PRODUCTS
Summit Materls	2	SUM	26.05	0.00	2.02	1.52	1	-0.07	1.60	3	-0.02	0.71	-0.05	0.00	2.19	3,082	1.10	20221102	BLDG-CEMENT/CONCRT/AG
Sunoco Lp	1	SUN	42.10	7.84	-2.19	-1.78	16	0.69	-0.86	7	-0.34	-1.24	-1.14	0.92	-1.89	4,217	3.00	20221101	OIL REFINING & MARKETING MLP
Sunrun Inc	3	RUN	21.14	0.00	-0.80	-0.82	12	0.50	-0.56	3	-0.17	0.05	-0.25	0.71	0.00	4,484	0.14	20221102	SOLAR
Super Micro Com	8	SMCI	67.04	0.00	1.57	1.55	1	1.46	1.63	1	-0.64	0.95	0.14	1.53	1.40	3,509	0.69	20221101	COMPUTER-STORAGE DEVICES
Supernus Pharma	6	SUPN	34.26	0.00	-0.52	-0.41	10	-0.22	-0.86	8	0.80	-0.29	-0.20	-0.14	-0.54	1,833	1.80	20221102	MEDICAL-GENERIC DRUGS
Switch Inc-A	8	SWCH	33.90	0.62	-1.17	-1.07	13	1.46	-0.97	7	-0.81	-0.56	-2.05	1.53	-1.24	8,293	0.34	20221103	TECHNOLOGY SERVICES
Synaptics Inc	8	SYNA	92.99	0.00	0.43	0.42	6	1.32	0.07	1	-0.64	0.60	0.09	1.39	0.00	3,719	0.45	20221103	ELEC-SEMICONDUCTORS
Syneos Health	6	SYNH	50.36	0.00	0.25	0.42	6	1.37	-0.49	5	-2.06	0.39	0.18	1.45	-0.48	5,170	0.73	20221104	MEDICAL INFORMATION SYSTEMS
Sysco Corp	5	SYU	82.52	2.38	-1.47	-1.74	16	-1.05	-1.19	8	0.74	-0.74	-0.21	-1.40	-0.51	41,818	0.11	20221101	FOOD-MISC/DIVERSIFIED
Talos Egy Inc	1	TALO	21.18	0.00	-0.08	0.42	6	1.61	-0.37	5	-1.07	-0.16	0.54	1.84	-1.37	1,748	1.10	20221102	OIL & GAS-U S EXPLO & PROD
Tandem Diabetes	6	TNDM	55.78	0.00	-1.88	-1.74	16	-1.37	-1.01	8	0.39	-0.67	-0.15	-1.30	-0.54	3,582	0.52	20221102	MEDICAL INSTRUMENTS
Tanger Fact Out	11	SKT	17.56	4.56	-0.66	-0.57	11	-0.99	1.11	4	1.36	0.12	-0.05	-1.06	1.63	1,833	1.81	20221102	REIT-EQTY TRUST - RETAIL
Targa Resources	1	TRGP	66.72	2.10	-0.04	0.47	6	-1.46	-0.34	7	-0.34	-1.39	-1.34	-1.23	-1.82	15,116	0.08	20221103	OIL REFINING & MARKETING MLP
Te Connect-Ltd	8	TEL	117.27	1.91	0.41	0.42	6	1.59	-0.34	5	-1.15	0.60	0.42	1.66	-0.62	37,508	0.15	20221102	ELEC-MISC COMPONENTS
Teekay Tankers	1	TNK	32.59	0.00	0.66	1.19	3	-0.23	0.74	7	0.66	-0.51	-1.08	0.00	-0.07	1,100	1.30	20221103	TRANSPORTATION-SHIP
Telephone &Data	9	TDS	15.82	4.55	0.61	0.31	7	-1.23	1.60	2	0.61	-0.17	0.25	-1.29	2.61	1,813	1.80	20221103	WIRELINE - NATIONAL
Tellurian Inc	1	TELL	2.61	0.00	0.69	1.17	3	1.77	1.19	3	1.32	0.03	-0.43	2.00	0.00	1,484	0.81	20221102	OIL REFINING & MARKETING



Date: 10-26-2022

Alphabetical listing of ALL Companies

SECTOR CODES: 1-Energy, 2-Materials, 3-Industrials, 4-Consumer Discretionary, 5-Consumer Staples, 6-Healthcare

SECTOR CODES: 7-Financials, 8-Information Technology, 9-Communication Services, 10-Utilities, 11-Real Estate

COMPANY	SECTOR	TICKER	PRICE	YIELD	IPSCORE	XSEC IPSCORE	ABSOLUTE-SCALE METRICS			RELATIVE-SCALE METRICS					MKT CAP	DAYS2TR	EPS REPORT DATE	INDUSTRY GROUP	
							ABS DCOORD	TECH OUTLK	FUNDA OUTLK	REL DCOORD	rPSCORE	VTCAVG	VSCORE	TSCORE					CSCORE
Tempur Sealy	4	TPX	28.24	1.42	-1.51	-1.74	16	-1.30	-0.78	2	-0.15	-0.31	0.31	-1.23	0.00	4,863	0.48	20221103	RETAIL-HOME FURNISHINGS
Tenaris Sa-Adr	2	TS	29.91	3.74	0.70	0.29	7	0.64	2.08	1	0.79	1.11	0.05	0.72	2.58	17,655	0.34	20221102	STEEL-PIPE & TUBES
Tenneco Inc	4	TEN	18.83	0.00	0.90	0.51	6	1.02	-0.56	3	0.03	0.34	-0.17	1.09	0.08	1,570	0.94	20221104	AUTO/TRUCK-ORIGINAL EQP
Terreno Realty	11	TRNO	54.68	2.93	0.50	0.51	6	-0.07	-0.30	4	0.46	-0.57	-1.45	-0.13	0.00	4,131	1.01	20221102	REIT-EQTY TRUST - OTHER
Teva Pharm Adr	6	TEVA	8.57	0.00	-1.71	-1.52	15	-0.51	-0.71	6	-1.00	-0.34	0.26	-0.43	-0.54	9,518	0.34	20221103	MEDICAL-GENERIC DRUGS
Texas Pac Land	1	TPL	2066.92	0.58	-0.03	0.53	6	-0.23	-0.04	5	-0.07	0.31	1.54	0.00	-0.85	15,938	0.38	20221102	OTHER ALT ENERGY
Tg Therapeutics	6	TGTX	5.38	0.00	1.48	1.55	1	1.66	2.08	3	0.88	1.20	-0.19	1.74	2.04	782	2.05	20221103	MEDICAL PRODUCTS
Topbuild Corp	4	BLD	167.89	0.00	2.15	1.55	1	1.30	2.00	3	1.24	1.44	-0.14	1.36	3.08	5,436	0.61	20221101	BLDG & CONST PROD-MISC
Toyota Motor Cp	4	TM	137.07	2.86	0.90	0.51	6	1.30	-0.52	3	0.03	0.61	-0.20	1.36	0.65	191,621	0.67	20221103	AUTO MFRS-FOREIGN
Trane Tech Plc	3	TT	153.96	1.74	-0.42	-0.41	10	-0.21	-0.75	7	-1.58	-0.35	-0.34	0.00	-0.60	35,675	0.13	20221102	TECHNOLOGY SERVICES
Transmedics Grp	6	TMDX	47.51	0.00	-0.54	-0.36	10	-0.22	-1.41	8	0.39	-0.89	-1.17	-0.14	-1.36	1,335	1.82	20221103	MEDICAL INSTRUMENTS
Transocean Ltd	1	RIG	3.56	0.00	-1.08	-0.60	11	0.23	1.19	1	0.46	0.83	1.78	0.46	0.00	2,512	0.26	20221102	OIL & GAS-DRILLNG
Trex Company	3	TREX	47.01	0.00	0.58	0.51	6	-0.36	-0.52	2	0.92	0.16	0.43	-0.14	0.00	5,183	0.39	20221031	BLDG PROD-WOOD
Trimble Inc	8	TRMB	58.15	0.00	0.39	0.42	6	-0.07	-0.34	5	-1.67	0.19	0.78	0.00	-0.62	14,401	0.32	20221102	ELEC PRODUCTS-MISC
Trinseo Plc	2	TSE	18.00	7.11	0.02	-0.41	10	1.36	-1.45	6	0.61	-0.36	0.22	1.43	-1.03	630	2.60	20221102	RUBBER & PLASTIC PRODUCTS
Triton Intl Ltd	3	TRTN	58.60	4.44	1.20	1.17	3	0.07	1.15	1	-0.01	1.61	1.63	0.29	1.58	3,634	0.78	20221101	TRANSPORTATION-EQP & LSNG
Trupanion Inc	7	TRUP	50.43	0.00	-0.53	-0.46	10	1.35	-1.01	5	-1.47	0.31	0.23	1.42	-0.56	2,055	0.77	20221103	INSURANCE-ACC & HEALTH
Tusimple Hldgs	3	TSP	6.21	0.00	1.57	1.61	1	1.35	2.04	3	-1.81	-2.79	-8.90	1.57	2.41	1,387	2.17	20221101	TECHNOLOGY SERVICES
Twilio Inc-A	8	TWLO	76.61	0.00	-1.39	-1.26	14	-1.59	-0.52	6	-0.81	-0.59	0.38	-1.53	-0.62	13,918	0.10	20221103	INTERNET SOFTWARE
Uber Technologs	3	UBER	28.36	0.00	0.53	0.51	6	-0.07	-0.56	3	-0.17	-0.41	-0.99	0.14	0.00	56,150	0.03	20221101	INTERNET SERVICES
Ubiquiti Inc	8	UI	337.13	0.71	0.51	0.53	6	-0.21	0.07	4	1.33	-0.72	-1.66	-0.14	0.00	20,372	1.59	20221104	WIRELESS EQUIPMENT
Ultragenyx Phar	6	RARE	39.39	0.00	0.37	0.42	6	1.37	-0.04	3	0.88	0.42	-0.75	1.45	0.54	2,759	0.72	20221101	MEDICAL-BIOMED/GENETICS
Under Armour-A	4	UAA	7.37	0.00	0.94	0.51	6	-0.34	-0.52	2	1.05	0.61	1.45	-0.27	0.65	3,355	0.35	20221103	TEXTILE-APPAREL MFG
Under Armour-C	4	UA	6.53	0.00	-0.02	-0.41	10	-0.34	-0.89	2	1.05	0.28	1.11	-0.27	0.00	2,973	1.27	20221103	TEXTILE-APPAREL MFG
Uniti Group Inc	11	UNIT	7.66	7.83	1.26	1.11	3	1.26	1.11	3	1.20	0.79	-0.33	1.19	1.63	1,817	1.55	20221103	REIT-EQTY TRUST - OTHER
Univar Solutns	3	UNVR	25.10	0.00	0.32	0.20	7	0.07	1.56	1	-0.01	1.16	0.99	0.29	1.96	4,187	0.83	20221101	CHEMICALS-DIVERSIFIED
Univl Display	8	OLED	98.41	1.22	-0.41	-0.41	10	1.32	-0.93	8	0.90	-0.54	-0.22	1.39	-1.71	4,648	0.68	20221103	ELEC-MISC COMPONENTS
Unum Group	7	UNM	44.77	2.95	1.46	1.63	1	-0.21	1.60	1	-0.01	0.69	0.06	-0.14	1.83	8,954	0.39	20221101	INSURANCE-ACC & HEALTH
Urban Edge Prop	11	UE	14.11	4.54	0.53	0.53	6	-0.33	0.18	2	1.04	0.03	0.01	-0.40	0.62	1,657	1.93	20221103	REIT-EQTY TRUST - RETAIL
Utd Therapeutic	6	UTHR	226.76	0.00	-0.60	-0.41	10	1.52	-0.97	7	-1.00	0.23	-0.36	1.59	-0.54	10,321	0.38	20221102	MEDICAL-DRUGS
Vaalco Energy	1	EGY	5.14	2.53	-0.17	0.31	7	-1.46	1.52	2	1.39	0.36	0.79	-1.23	0.33	304	1.54	20221102	INTERNATIONAL E&P
Valvoline Inc	2	VVV	29.23	1.71	-0.88	-1.23	14	-1.64	-0.08	4	0.61	-0.19	-0.06	-1.57	1.03	5,174	0.54	20221102	CHEMICALS-SPECIALTY
Varonis Systems	8	VRNS	27.31	0.00	-1.34	-1.26	14	-0.07	-0.08	2	0.39	-0.49	0.05	0.00	0.00	3,001	1.05	20221031	SECURITY
Ventas Inc	11	VTR	39.12	4.60	-0.51	-0.41	10	-0.07	-0.86	6	-0.52	-0.18	0.36	-0.13	-0.62	15,637	0.26	20221103	REIT-EQTY TRUST - OTHER
Veracyte Inc	6	VCYT	17.63	0.00	0.99	1.08	3	-0.07	1.08	1	-0.35	0.56	0.27	0.00	1.43	1,262	1.50	20221102	MEDICAL INSTRUMENTS
Verisk Analytic	3	VRSK	173.82	0.71	1.67	1.63	1	1.64	1.52	3	0.45	0.65	-0.96	1.85	1.96	27,283	0.18	20221101	BUSINESS INFORMATION SERVICES
Verra Mobility	8	VRRM	16.74	0.00	1.16	1.08	3	1.46	1.11	3	0.56	0.78	-0.11	1.53	1.01	2,564	1.15	20221102	PROTECTION-SFTY EQ & SVC

Date: 10-26-2022

Alphabetical listing of ALL Companies

SECTOR CODES: 1-Energy, 2-Materials, 3-Industrials, 4-Consumer Discretionary, 5-Consumer Staples, 6-Healthcare

SECTOR CODES: 7-Financials, 8-Information Technology, 9-Communication Services, 10-Utilities, 11-Real Estate

COMPANY	SECTOR	TICKER	PRICE	YIELD	IPSCORE	XSEC IPSCORE	ABSOLUTE-SCALE METRICS			RELATIVE-SCALE METRICS					MKT CAP	DAYS2TR	EPS REPORT DATE	INDUSTRY GROUP	
							ABS DCOORD	TECH OUTLK	FUNDA OUTLK	REL DCOORD	rPSCORE	VTCAVG	VSCORE	TSCORE					CSCORE
Viavi Solutions	8	VIAV	14.87	0.00	-0.68	-0.68	11	0.62	1.19	3	-0.12	0.40	-0.22	0.69	1.01	3,367	1.32	20221103	COMMUNICATIONS COMPONENTS
Vimeo Inc	9	VMEQ	3.86	0.00	0.85	0.51	6	-0.32	-0.49	2	0.61	-0.08	0.05	-0.39	0.61	642	2.97	20221102	TECHNOLOGY SERVICES
Vir Biotechnlgy	6	VIR	21.92	0.00	0.13	0.29	7	-1.66	2.08	2	0.47	0.19	0.12	-1.59	2.04	2,907	1.28	20221103	MEDICAL-BIOMED/GENETICS
Virgin Galactic	3	SPCE	4.62	0.00	-0.45	-0.46	10	-0.07	-0.97	7	-2.28	-1.84	-3.76	0.14	-0.60	1,195	1.15	20221103	AEROSPACE/DEFENSE
Virtu Finl Inc	7	VIRT	22.52	4.26	-1.32	-1.26	14	1.35	-0.04	3	-0.09	0.03	-0.68	1.42	0.56	3,877	1.21	20221103	FINANCE-MISC SERVICES
Vishay Intertec	8	VSH	20.71	1.93	-0.70	-0.60	11	0.62	1.11	1	-0.64	0.58	0.23	0.69	1.01	2,957	1.07	20221102	SEMI-DISCRETES
Vista Outdoor	4	VSTO	27.40	0.00	-0.98	-1.26	14	-1.57	0.04	2	1.05	0.23	0.92	-1.50	1.30	1,549	1.70	20221102	LEISURE & RECREATION PROD
Vistra Corp	10	VST	21.99	3.35	-0.25	0.42	6	1.82	-0.49	5	-0.95	-0.10	0.56	0.32	-1.84	9,155	0.27	20221104	UTILITY-ELECTRIC POWER
Vontier Corp	8	VNT	19.11	0.52	1.57	1.52	1	-0.07	2.00	1	-0.64	0.58	0.60	0.00	1.71	3,018	0.88	20221103	TECHNOLOGY SERVICES
Vornado Rlty Tr	11	VNO	23.75	8.93	-0.53	-0.46	10	1.26	-0.93	5	-0.92	0.41	0.78	1.19	-0.62	4,555	0.32	20221031	REIT-EQTY TRUST - OTHER
Voya Financial	7	VOYA	67.53	1.18	-0.62	-0.57	11	-1.06	1.11	4	1.29	0.05	-0.69	-0.99	1.48	6,900	0.31	20221101	INSURANCE-LIFE
Vulcan Matls Co	2	VMC	162.28	0.99	0.91	0.42	6	-0.07	-0.04	1	0.34	0.39	0.13	0.00	1.03	21,567	0.21	20221102	BLDG-CEMENT/CONCRT/AG
W&T Offshore	1	WTI	7.86	0.00	1.12	1.61	1	-0.23	1.52	3	1.32	-0.03	-0.39	0.00	0.33	1,125	0.96	20221101	OIL & GAS-U S EXPLO & PROD
Wabtech	3	WAB	89.98	0.67	-1.22	-1.26	14	-1.07	-0.34	2	0.38	-0.15	0.10	-0.86	0.00	16,435	0.34	20221101	TRANSPORTATION-EQP & LSNG
Warrior Met Coa	2	HCC	37.03	0.65	-0.93	-1.26	14	0.21	-0.49	3	-0.66	0.36	-0.13	0.29	0.52	1,913	1.11	20221102	COAL
Waste Connectn	3	WCN	132.58	0.69	-0.07	-0.13	9	-0.93	-0.30	4	1.24	-0.42	-0.57	-0.71	0.00	34,097	0.14	20221102	WASTE REMOVAL SVCS
Waters Corp	6	WAT	296.81	0.00	-1.49	-1.26	14	0.36	-0.34	7	-1.00	-0.09	-0.23	0.43	-0.48	17,772	0.23	20221101	INSTRUMENTS-SCIENTIFIC
Watts Water Tec	3	WTS	137.20	0.87	0.36	0.29	7	-1.07	1.60	2	0.92	0.55	0.20	-0.86	1.96	4,590	1.79	20221102	INSTRUMENTS-CONTROL
Wayfair Inc	4	W	34.52	0.00	2.16	1.61	1	1.30	2.04	2	1.52	1.04	0.34	1.36	3.08	3,666	0.17	20221103	ELECTRONIC COMMERCE
Wec Energy Grp	10	WEC	87.77	3.32	-0.19	0.51	6	1.82	-0.26	7	0.36	-0.59	-0.65	0.32	-1.38	27,686	0.17	20221101	UTILITY-ELECTRIC POWER
Werner Entrprs	3	WERN	38.23	1.36	0.56	0.53	6	-0.07	-0.37	2	0.38	0.03	0.15	0.14	0.00	2,424	1.25	20221102	TRANSPORTATION-TRUCK
Wesco Intl Inc	3	WCC	133.41	0.00	1.62	1.61	1	-0.21	1.60	1	-0.64	0.80	0.33	0.00	1.96	6,766	0.49	20221103	ELECTRONIC PARTS DISTRIB
Western Midstrm	1	WES	28.14	7.11	-0.01	0.53	6	-0.23	-0.41	7	0.19	-0.84	-0.07	0.00	-1.82	10,875	0.90	20221102	OIL REFINING & MARKETING MLP
Western Union	8	WU	13.92	6.75	0.41	0.42	6	-0.07	-0.52	5	-1.15	0.69	2.32	0.00	-1.17	5,370	0.35	20221101	FINANCIAL TRANSACTION SERVICES
Westlake Chem	2	WLK	97.41	1.47	-1.38	-1.78	16	0.36	-1.01	5	-0.66	0.02	0.04	0.43	-0.39	12,501	0.20	20221103	CHEMICALS-PLASTICS
Wheaton Prc Mtl	2	WPM	33.02	1.82	-1.33	-1.70	16	-1.36	-1.41	6	0.61	-0.63	0.14	-1.29	-0.77	14,915	0.27	20221103	MINING-MISC
Williams Cos	1	WMB	31.85	5.34	0.69	1.17	3	-1.46	1.19	3	1.32	-0.10	-0.52	-1.23	0.26	38,810	0.11	20221031	OIL & GAS-PROD/PIPELINE
Willscot Mobile	3	WSC	40.80	0.00	-1.08	-1.07	13	1.50	-1.34	7	-1.58	-0.66	-1.37	1.71	-1.13	9,079	0.32	20221102	FURNITURE
Workiva Inc	8	WK	76.89	0.00	-0.62	-0.57	11	-1.32	1.15	4	1.33	-0.46	-0.40	-1.25	1.01	4,004	0.65	20221102	INTERNET SOFTWARE
World Wrestling	9	WWE	77.90	0.62	1.60	1.17	3	-0.19	1.15	4	1.42	0.01	-0.28	-0.26	2.23	5,795	0.37	20221103	MOVIE/TV PRODUCTION/DISTRIB
Wp Carey Inc	11	WPC	73.50	5.77	-0.49	-0.41	10	-0.07	-0.75	8	-0.03	-0.73	-0.85	-0.13	-1.09	14,179	0.28	20221104	REIT-EQTY TRUST - OTHER
Xenia Htls&Rsrt	11	XHR	16.60	2.41	-0.68	-0.57	11	-1.26	1.11	2	1.04	0.34	0.87	-1.33	1.63	1,898	2.71	20221102	REIT-EQTY TRUST - OTHER
Xp Inc-A	7	XP	17.76	0.00	-0.55	-0.41	10	1.35	-0.93	7	-1.86	-0.29	-1.40	1.42	-0.56	9,938	0.30	20221102	FINANCE-MISC SERVICES
Xpo Logistics	3	XPO	48.37	0.00	0.58	0.51	6	-1.64	-0.41	2	0.92	0.38	0.92	-1.43	0.00	5,564	0.36	20221031	TRANSPORTATION-SVCS
Xylem Inc	3	XYL	98.22	1.22	-0.42	-0.41	10	-0.21	-1.23	7	-1.58	-0.59	-0.47	0.00	-1.13	17,697	0.27	20221101	MACHINERY-GEN INDUSTRIAL
Yelp Inc	9	YELP	38.78	0.00	-0.09	-0.36	10	-0.19	-0.82	4	1.42	-0.13	-0.03	-0.26	0.00	2,757	1.08	20221103	INTERNET CONTENT
Yum China Hldgs	4	YUMC	40.91	1.17	0.46	0.07	8	-1.16	0.67	2	1.05	0.28	0.07	-1.09	1.86	17,167	0.28	20221101	RETAIL-FOOD & RESTAURANTS

Date: 10-26-2022

Alphabetical listing of ALL Companies

SECTOR CODES: 1-Energy, 2-Materials, 3-Industrials, 4-Consumer Discretionary, 5-Consumer Staples, 6-Healthcare

SECTOR CODES: 7-Financials, 8-Information Technology, 9-Communication Services, 10-Utilities, 11-Real Estate

COMPANY	SECTOR	TICKER	PRICE	YIELD	IPSCORE	XSEC iPSCORE	ABSOLUTE-SCALE METRICS			RELATIVE-SCALE METRICS					MKT CAP	DAYS2TR	EPS REPORT DATE	INDUSTRY GROUP	
							ABS DCOORD	TECH OUTLK	FUNDA OUTLK	REL DCOORD	rPSCORE	VTCAVG	VSCORE	TSCORE					CSCORE
Yum! Brands Inc	4	YUM	111.24	2.05	-0.07	-0.36	10	-1.30	-1.30	8	-0.15	-0.36	-0.24	-1.23	-0.57	31,653	0.13	20221102	RETAIL-FOOD & RESTAURANTS
Zebra Tech Cl A	8	ZBRA	274.58	0.00	0.41	0.42	6	1.32	-0.52	5	-1.15	0.77	0.84	1.39	-0.62	14,220	0.25	20221101	MACHINERY-THERMAL PROC
Zillow Group	11	ZG	31.29	0.00	-0.54	-0.41	10	-0.33	-1.01	6	-1.17	-0.62	0.15	-0.40	-1.47	7,707	1.40	20221102	INTERNET SERVICES
Zillow Group-C	11	Z	31.21	0.00	0.51	0.51	6	-0.33	-0.34	2	0.55	-0.12	0.18	-0.40	0.00	7,687	0.25	20221102	REAL ESTATE OPERATIONS
Zimmer Biomet	6	ZBH	110.73	0.87	-0.74	-0.57	11	-1.37	1.08	4	1.04	0.03	-0.04	-1.30	1.43	23,233	0.22	20221102	MEDICAL PRODUCTS
Zoetis Inc	6	ZTS	152.30	0.85	-0.60	-0.41	10	1.37	-1.27	7	-1.00	-0.06	-0.27	1.45	-1.36	71,298	0.09	20221103	MEDICAL-DRUGS
Zoominfo Tech	9	ZI	46.68	0.00	-1.11	-1.23	14	-1.23	-0.41	4	-0.33	-1.58	-2.68	-1.29	0.61	18,833	0.18	20221101	COMPUTER-INTEGRATED SYSTEMS

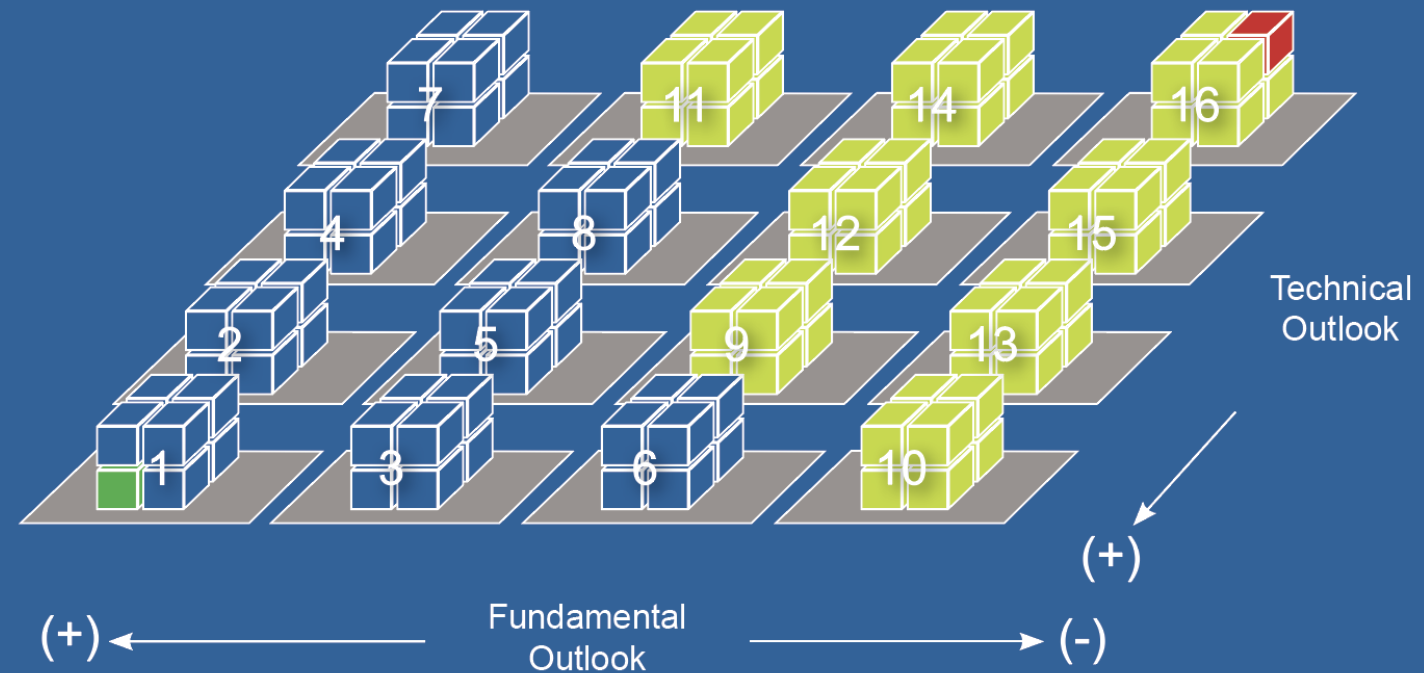


<b>iPScore</b>	Composite multi-factor score based on integrated relative-scale and absolute-scale metrics. Positive (+) or negative (-) number indicates standard deviation units above or below peer group average.
<b>Behavioral Preference</b>	Behavioral preference factor for stock based on investor behavior pattern recognition. Positive (+) or negative (-) number indicates expected favor or disfavor towards stock expressed in standard deviation units above or below peer group average.
<b>ABS DCOORD</b>	Absolute-scale dimensional coordinate (1-16) based on combined measures of fundamental outlook and technical outlook. for each stock. (1 = most attractive, 16 = least attractive)
<b>TECH OUTLK</b>	Technical outlook for stock based on proprietary price oscillator and money flow factors. Positive (+) or negative (-) number indicates standard deviation units above or below peer group average.
<b>FUNDA OUTLK</b>	Fundamental outlook for stock based on proprietary measure of earnings expectations. Positive (+) or negative (-) number indicates standard deviation units above or below peer group average.
<b>REL DCOORD</b>	Relative-scale dimensional coordinate (1-8) based on 3-dimensional positioning of stock indicated by valuation, technical and catalytic scores. Also used to determine qualitative characterizations of stocks
<b>rPScore</b>	Composite multi-factor score based on relative-scale valuation, technical and catalytic scores. Positive (+) or negative (-) number indicates standard deviation units above or below peer group median.
<b>VTCAVG</b>	Sector-specific, optimally-weighted average of relative-scale valuation, technical and catalytic scores. Positive (+) or negative (-) number indicates standard deviation units above or below peer group median.
<b>VSCORE</b>	Sector-specific composite score based on optimal combination of various VALUATION factors. Positive (+) or negative (-) number indicates standard deviation units above or below peer group median.
<b>TSCORE</b>	Composite multi-factor score based on optimal combination of various TECHNICAL factors. Positive (+) or negative (-) number indicates standard deviation units above or below peer group median.
<b>CSCORE</b>	Composite multi-factor score based on optimal combination of various CATALYTIC factors. Positive (+) or negative (-) number indicates standard deviation units above or below peer group median.
<b>DAYS2TR</b>	Days-to-Trade - A standardized liquidity measure indicating the number of trading days required to trade

DATSIK

a \$25 million position at the average daily trading volume for the stock.

## Qubit Multi-factor Model



■ Most Attractive Stocks

On an Absolute Scale:

- Positive **Technical Outlook**
- Positive **Fundamental Outlook**

Relative to Peer Group Stocks:

- Favorable **Valuation** Properties
  - Favorable **Technical** Properties
  - Favorable **Catalytic** Properties
- (Favorable = More Positive or Less Negative)

■ Least Attractive Stocks

On an Absolute Scale:

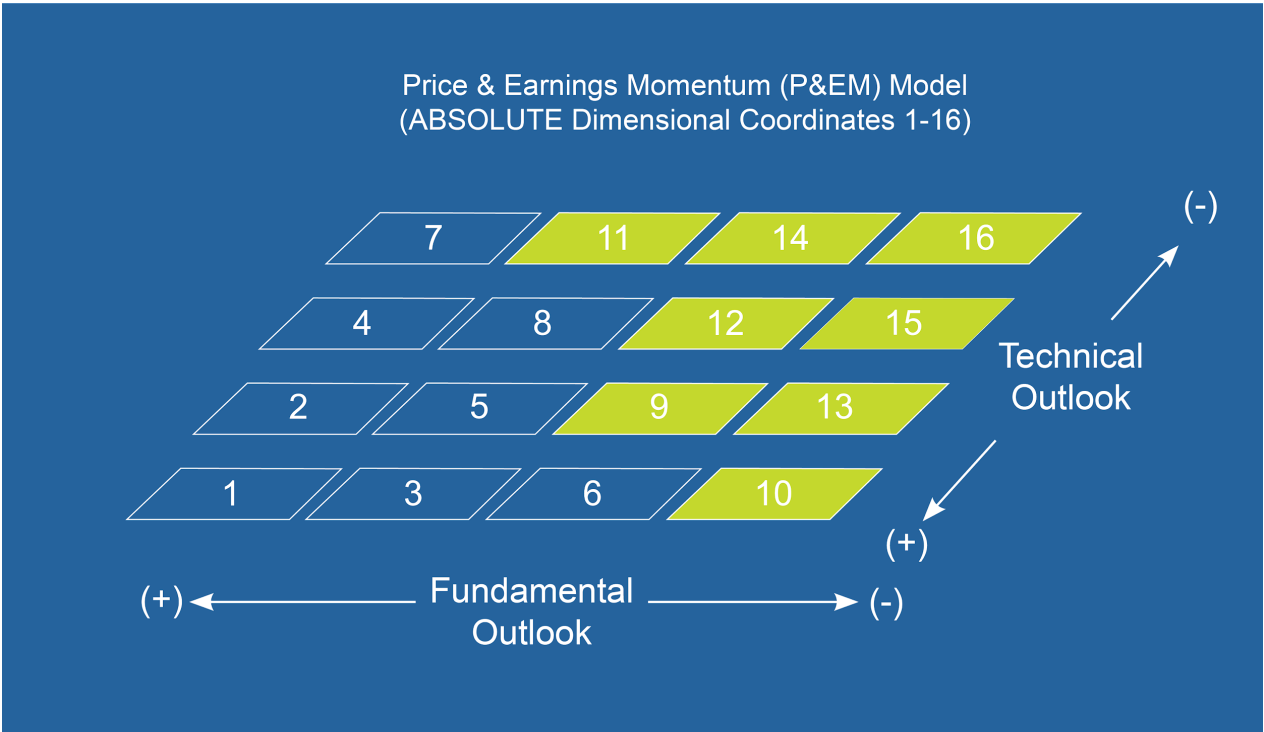
- Negative **Technical Outlook**
- Negative **Fundamental Outlook**

Relative to Peer Group Stocks:

- Unfavorable **Valuation** Properties
  - Unfavorable **Technical** Properties
  - Unfavorable **Catalytic** Properties
- (Unfavorable = Less Positive or More Negative)




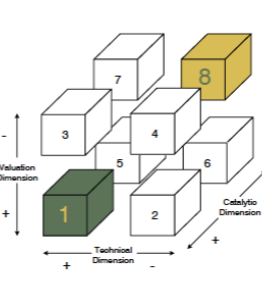

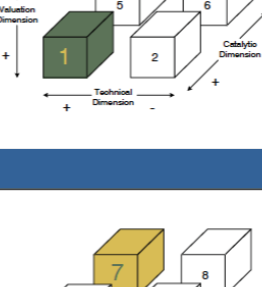

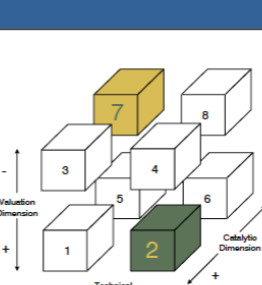

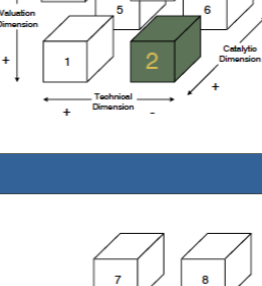

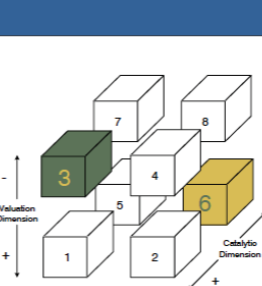
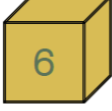
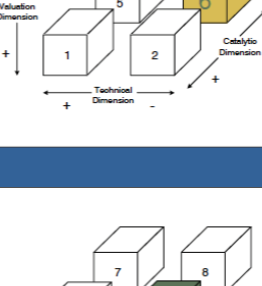

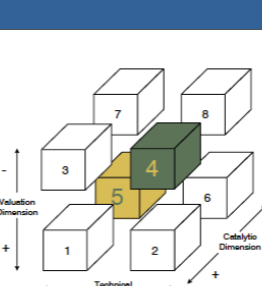

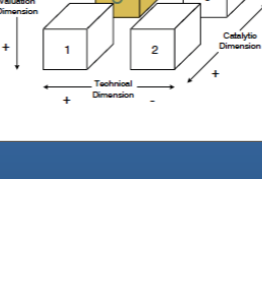
**Absolute-scale Dimensional Coordinates based on combination of Fundamental & Technical Outlook**



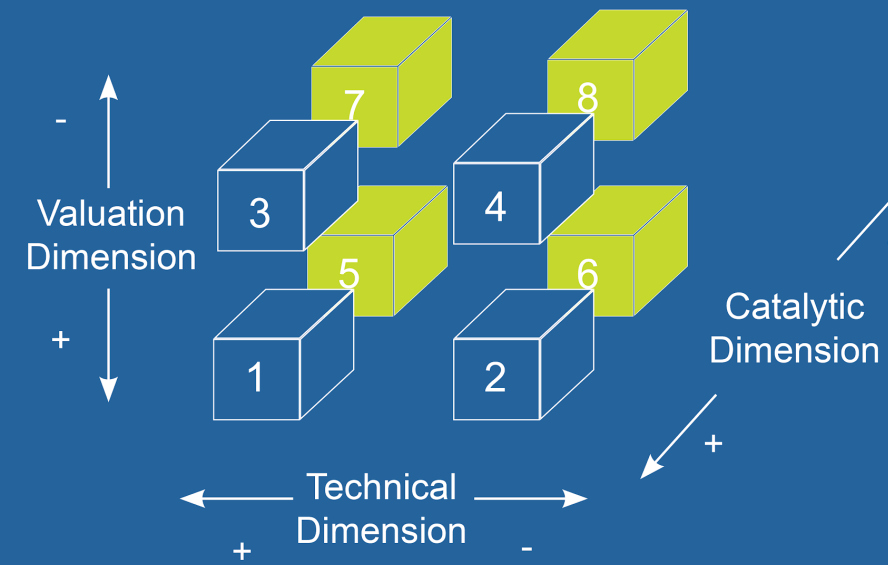
**Proprietary Measures of Fundamental & Technical Outlook determine "Expected" Price & Earnings Momentum**

<b>Long Candidates (1 – 8)</b>	<b>Short Candidates (9 – 16)</b>
--------------------------------	----------------------------------

## Characterizations based on Relative-Scale Dimensional Coordinates

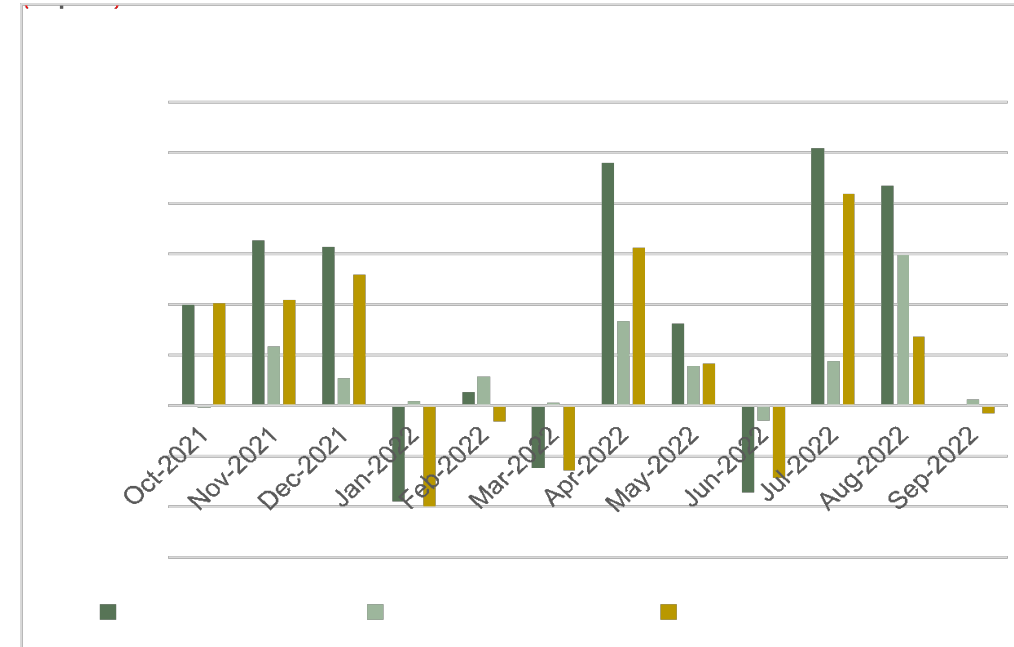
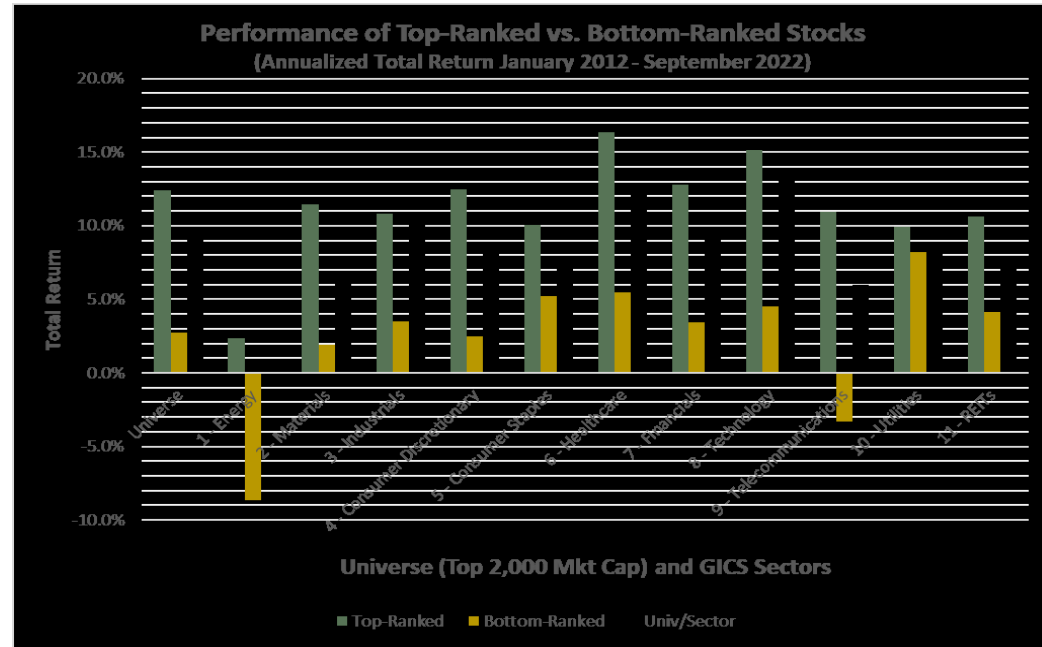
	<p>Cheap with Positive Catalytic and Positive Technical properties = "Ideal Overweight"</p>	
	<p>Expensive with Negative Catalytic and Negative Technical properties = "Ideal Underweight"</p>	
	<p>Cheap with Positive Catalytic properties, but has Negative Technical properties = "Early/Late Value Stock" (has Timing Risk)</p>	
	<p>Expensive with Negative Catalytic properties, but has Positive Technical properties = "Momentum Stock"</p>	
	<p>Expensive but has Positive Catalytic and Positive Technical properties = "Timely Growth Stock"</p>	
	<p>Cheap but has Negative Catalytic and Negative Technical properties = "Value Trap Stock"</p>	
	<p>Expensive with Positive Catalytic properties but has Negative Technical properties = "Early/Late Growth Stock" (has Timing Risk)</p>	
	<p>Cheap with Negative Catalytic properties but has Positive Technical properties = "Mean Reversion Stock"</p>	

Valuation-Technical-Catalytic (VTC) Model  
(RELATIVE Dimensional Coordinates 1-8)



Long Candidates (1 – 4)

Short Candidates (5 – 8)



**Performance of INTEGRATED iPSCORE (6 Fractiles) for GICS Sectors**

**GICS SECTORS: 1-Energy, 2-Materials, 3-Industrials, 4-Consumer Discretionary, 5-Consumer Staples, 6-Healthcare, 7-Financials, 8-Technology, 9-Telecomm, 10-Utilities, 11-REITs**

	1	2	3	4	5	6	7	8	9	10	11	Universe	
Annualized Returns (%)	2.3%	11.5%	10.8%	12.5%	10.0%	16.4%	12.8%	15.2%	10.9%	9.9%	10.6%	<b>12.4%</b>	<b>1</b>
	-1.0%	7.3%	8.9%	8.8%	7.3%	15.4%	9.6%	20.0%	8.1%	7.9%	6.1%	<b>11.8%</b>	<b>2</b>
	2.2%	7.2%	9.8%	10.4%	1.3%	14.9%	9.2%	16.8%	6.1%	7.7%	7.1%	<b>9.3%</b>	<b>3</b>
	-2.5%	2.0%	8.6%	6.0%	4.4%	6.7%	10.1%	9.9%	6.2%	9.9%	8.3%	<b>6.5%</b>	<b>4</b>
	2.3%	6.6%	8.9%	7.3%	8.4%	5.5%	8.5%	10.9%	-1.5%	10.0%	3.8%	<b>8.0%</b>	<b>5</b>
	-8.7%	1.9%	3.5%	2.5%	5.2%	5.5%	3.4%	4.5%	-3.3%	8.2%	4.1%	<b>2.8%</b>	<b>6</b>
	1.0%	6.3%	10.4%	8.5%	7.5%	12.1%	9.8%	13.7%	6.0%	8.6%	7.3%	<b>9.2%</b>	
	<b>Annualized Returns (%) Jan 2012 through Sep 2022</b>												

**1-Month Relative Performance over Last 12 Months**

UNIVERSE	Oct-2021	Nov-2021	Dec-2021	Jan-2022	Feb-2022	Mar-2022	Apr-2022	May-2022	Jun-2022	Jul-2022	Aug-2022	Sep-2022
Top vs. Bottom	2.00%	3.27%	3.14%	(1.90%)	0.27%	(1.23%)	4.81%	1.62%	(1.72%)	5.09%	4.35%	(0.02%)
Top vs. Universe	(0.03%)	1.18%	0.55%	0.09%	0.58%	0.06%	1.68%	0.79%	(0.30%)	0.89%	2.98%	0.12%
Universe vs. Bottom	2.03%	2.09%	2.59%	(1.99%)	(0.30%)	(1.29%)	3.13%	0.83%	(1.42%)	4.20%	1.37%	(0.14%)

**1-Month Total Return over Last 12 Months**

UNIVERSE	Oct-2021	Nov-2021	Dec-2021	Jan-2022	Feb-2022	Mar-2022	Apr-2022	May-2022	Jun-2022	Jul-2022	Aug-2022	Sep-2022
Fractile 1 (Top)	4.28%	(3.03%)	4.02%	(6.20%)	0.12%	1.12%	(6.47%)	1.31%	(8.97%)	9.42%	0.30%	(9.66%)
Fractile 2	6.28%	(2.97%)	3.76%	(5.91%)	(1.14%)	1.19%	(6.67%)	1.03%	(9.40%)	7.89%	0.98%	(10.19%)
Fractile 3	3.16%	(4.79%)	4.41%	(5.56%)	(0.43%)	0.51%	(7.90%)	(0.02%)	(8.62%)	9.18%	(2.65%)	(10.03%)
Fractile 4	3.27%	(6.26%)	2.20%	(8.16%)	(1.35%)	0.50%	(9.36%)	0.15%	(8.67%)	8.88%	(2.83%)	(10.22%)
Fractile 5	5.22%	(5.02%)	3.06%	(10.00%)	(0.54%)	1.89%	(7.83%)	(0.66%)	(8.61%)	5.51%	(4.38%)	(5.90%)
Fractile 6 (Bottom)	2.28%	(6.30%)	0.88%	(4.30%)	(0.15%)	2.35%	(11.28%)	(0.31%)	(7.25%)	4.33%	(4.05%)	(9.64%)
Universe	4.31%	(4.21%)	3.47%	(6.29%)	(0.46%)	1.06%	(8.15%)	0.53%	(8.67%)	8.53%	(2.68%)	(9.79%)

Six (6) fractiles formed from scoring range of 6 equal intervals. Top-ranked scores (fractile 1) to bottom-ranked scores (fractile 6).

NOTE: The Investment Universe for all performance analysis includes US common equities traded on the NYSE or Nasdaq OTC that were among the top 2,000 names by market capitalization for each time period during the time series from January 2012 through September 2022.

**DISCLOSURES AND DEFINITIONS**

Qubit Research, LLC and its employees, officers, and members may participate in transactions involving the securities referred to herein (or options or other instruments related thereto), including in transactions which may be contrary to any recommendations contained herein. This publication does not constitute an offer to sell or solicitation to buy of any transaction in any securities referred to herein. Any recommendation contained herein may not be suitable for all investors. Although the information contained in the subject report (not including disclosures contained herein) has been obtained from sources we believe to be reliable, the accuracy and completeness of such information and the opinions expressed herein cannot be guaranteed. This publication and any recommendation contained herein speak only as of the date hereof and are subject to change without notice. Qubit Research, LLC and its employees shall have no obligation to update or amend any information or opinion contained herein. This publication is being furnished to you for informational purposes only and on the condition that it will not form the sole basis for any investment decision. Each investor must make their own determination of the appropriateness of an investment in any securities referred to herein based on the tax, or other considerations applicable to such investor and its own investment strategy. By virtue of this publication, neither Qubit Research, LLC nor any of its employees shall be responsible for any investment decision. This report may not be reproduced, distributed, or published without the prior consent of Qubit Research, LLC All rights reserved by Qubit Research, LLC This report may discuss numerous securities, some of which may not be qualified for sale in certain states and may therefore not be offered to investors in such states. This document should not be construed as providing investment services. Investing in non-U.S. securities including ADRs involves significant risks such as fluctuation of exchange rates that may have adverse effects on the value or price of income derived from the security. Securities of some foreign companies may be less liquid and prices more volatile than securities of U.S. companies. Securities of non-U.S. issuers may not be registered with or subject to Securities and Exchange Commission reporting requirements; therefore, information regarding such issuers may be limited.

**Research Analyst Compensation:** Analyst compensation is based on: (1) the analyst's productivity, including the quality of the analyst's research and the analyst's contribution to the growth and development of our overall research effort; (2) ratings and direct feedback from our investing clients, our sales force and from independent rating services. Qubit Research, LLC's Compliance and Research Departments are responsible for establishing these compensation guidelines and for reviewing and approving senior analyst compensation. Analyst contribution to our investment banking business is not a factor in determining analyst compensation and compensation is not, directly or indirectly, related to the specific recommendations or views expressed in the report.

**Research Analyst Certification:** The senior research analyst(s) certifies that the views expressed in this research report and/or financial model accurately reflect such senior analyst's personal views about the subject securities or issuers and that no part of his or her compensation was, is, or will be directly or indirectly related to the specific recommendations or views contained in the research report. Brian Hannon, from time to time, may have long or short positions in, and buy or sell, the securities, or derivatives (including options) thereof, of companies mentioned herein. This is not a complete analysis of every material fact regarding any company, industry or security. The opinions expressed here reflect our judgment at this date and are subject to change. The information has been obtained from sources we consider to be reliable, but we cannot guarantee the accuracy. The Dow Jones Industrial Average, S&P 500, S&P 400 and Russell 2000 are examples of unmanaged common stock indices used to measure and report performance of various sectors of the stock market; direct investment in indices is not available. A complete listing of all companies covered by Qubit Research, LLC, Inc. and applicable research disclosures can be obtained from the Company.